

ATTACHMENTS

Council Agenda Briefing

16 September 2025

ATTACHMENTS TO AGENDA ITEMS

Council Agenda Briefing - 16 September 2025

Contents

10.3.1	PROPOSED GROUPED DWELLING - LOT 4, NO. 7 SALTER POINT PARADE, SALTER POINT - SECTION 31 RECONSIDERATION	
Attachment (a):	Development plans (revised)	3
Attachment (b):	Response to reasons for refusal	11
Attachment (c):	Aerial image	19
Attachment (d):	Schedule of submissions	20
Attachment (e):	Existing trees on site	34
10.4.1	LISTING OF PAYMENTS AUGUST 2025	
Attachment (a):	Listing of Payments August 2025	43
10.4.2	MONTHLY FINANCIAL STATEMENTS AUGUST 2025	
Attachment (a):	Statement of Financial Position	52
Attachment (b):	Statement of Change in Equity	53
Attachment (c):	Statement of Financial Activity	54
Attachment (d):	Operating Revenue and Expenditure	55
Attachment (e):	Significant Variance Analysis	59
Attachment (f):	Capital Revenue and Expenditure	62
Attachment (g):	Statement of Council Funds	65
Attachment (h):	Summary of Cash Investments	66
Attachment (i):	Statement of Major Debtor Categories	68
10.4.3	ELECTORS' SPECIAL MEETING - 25 AUGUST 2025	
Attachment (a):	Electors' Special Meeting - Minutes	69



ADDRESS: SUITE 3, 72 CANNING HIGHWAY, VICTORIA PARK WA 6100 TEL: 08 6183 7900 EMAIL: info@gchwa.com.au

LOT 4 (NO. 7) SALTER POINT PARADE, SALTER POINT
24/07/2025

PROJECT NO. SAL-SAL	DRAWING NO. A0
REVISION NO. REV DAS	DRAWING @ A2

COPYRIGHT: THIS DRAWING IS THE COPYRIGHT OF EXCEPTIONAL HOMES EXCLUSIVELY.



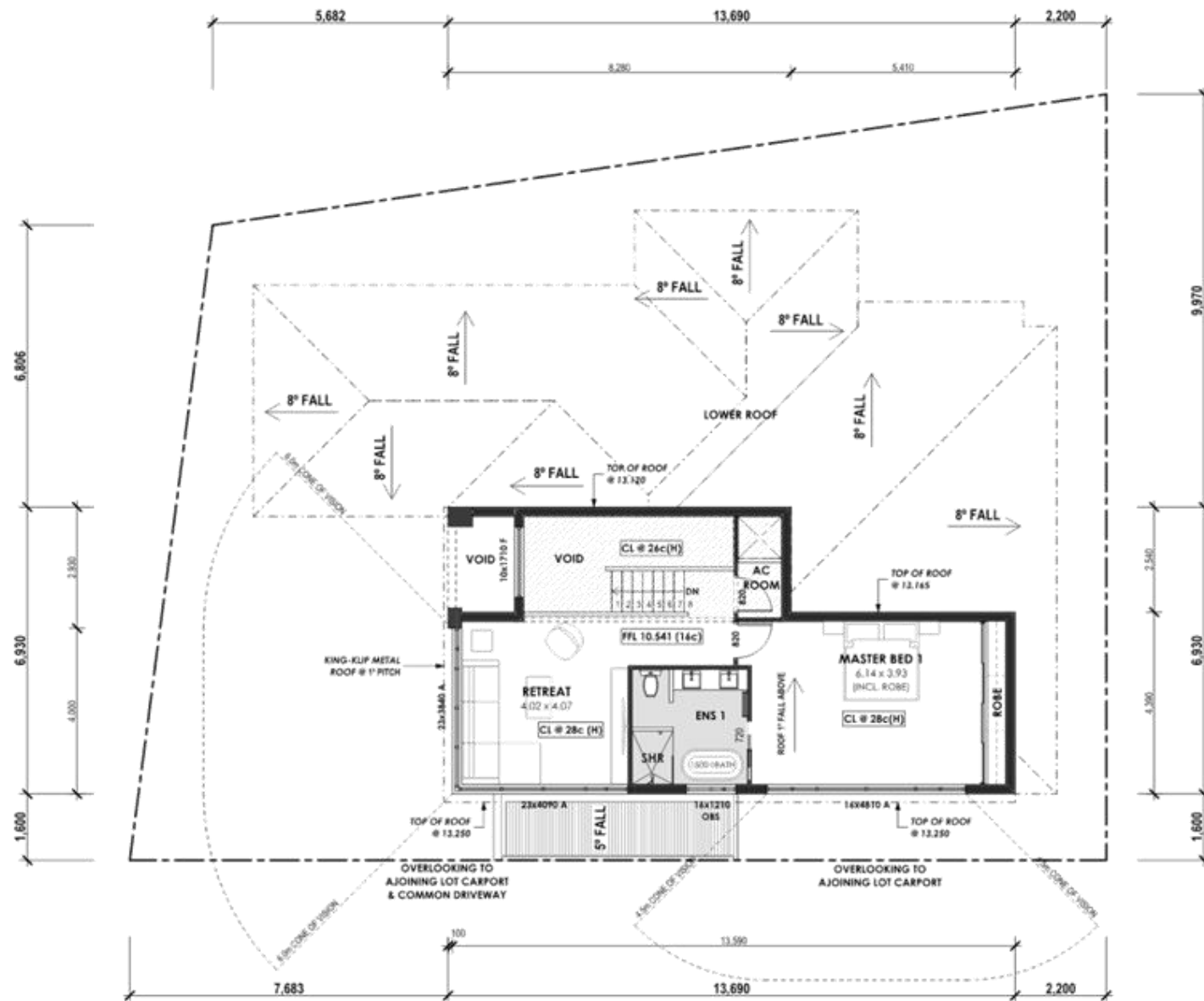
ADDRESS: SUITE 3, 72 CANNING HIGHWAY, VICTORIA PARK WA 6100 TEL: 08 6183 7900 EMAIL: info@exhwa.com.au

LOT 4 (NO. 7) SALTER POINT PARADE, SALTER POINT
24/07/2025

PROJECT NO. SAI-SAL
REVISION NO. REV DAS
DRAWING NO. D1
DRAWING @ A2

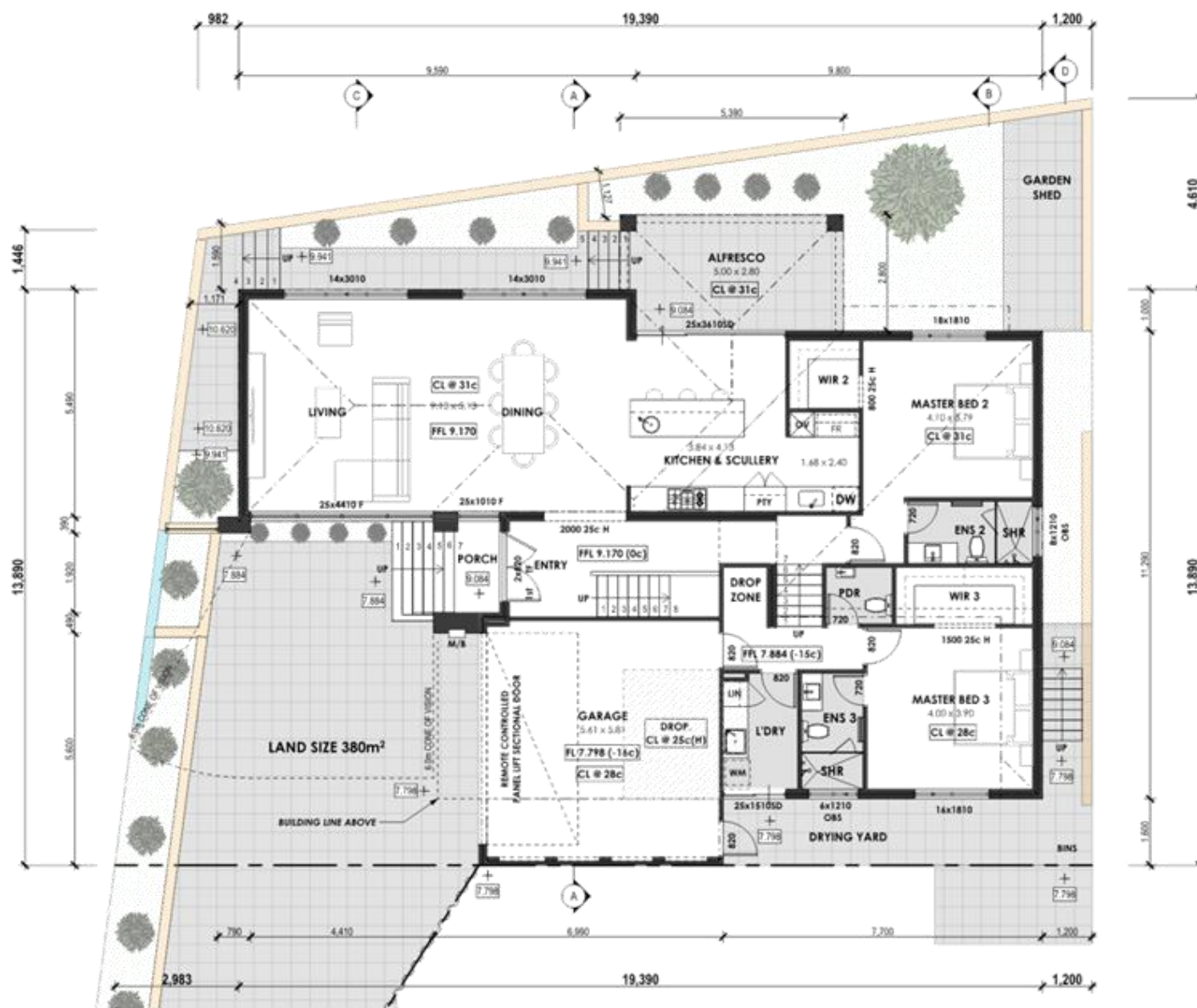
COPYRIGHT: THIS DRAWING IS THE COPYRIGHT OF EXCEPTIONAL HOMES EXCLUSIVELY.





FIRST FLOOR PLAN

1:100



GROUND FLOOR PLAN

1:100

HOUSE AREA CALCULATION		LOT 2
ROOMS		2,418.7
GROUND FLOOR		10,187.7
FIRST FLOOR		79.83
GARAGE		34.25
ALFRESCO		14.70
PORCH		4.08
FF PORCH VOID		3.90
		297.63 m ²



EXCEPTIONAL
HOMES

LOT 4 (NO. 7) SALTER POINT PARADE, SALTER POINT

24/07/2025

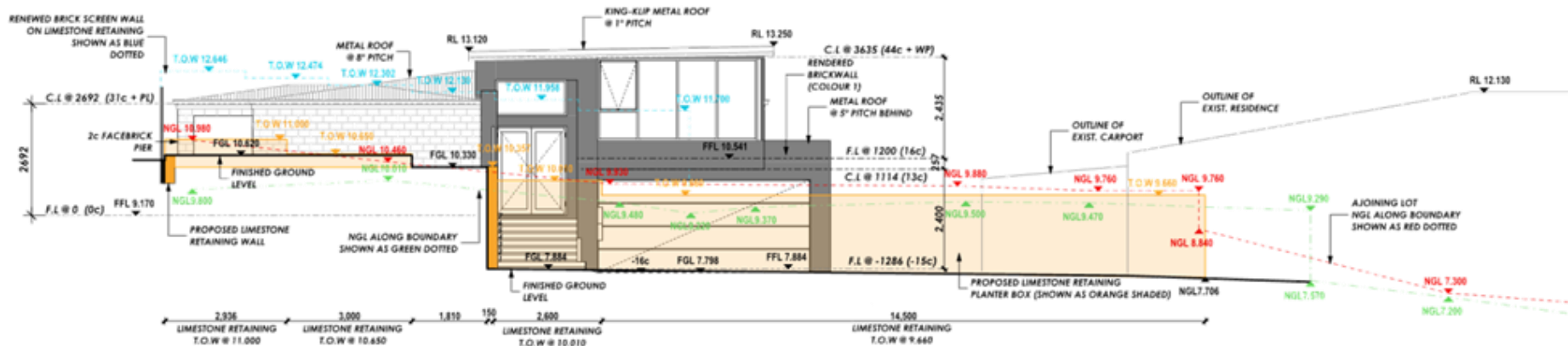
ADDRESS: SUITE 3, 75 CANNING HIGHWAY, VICTORIA PARK WA 6100

TEL: 08 6163 7900

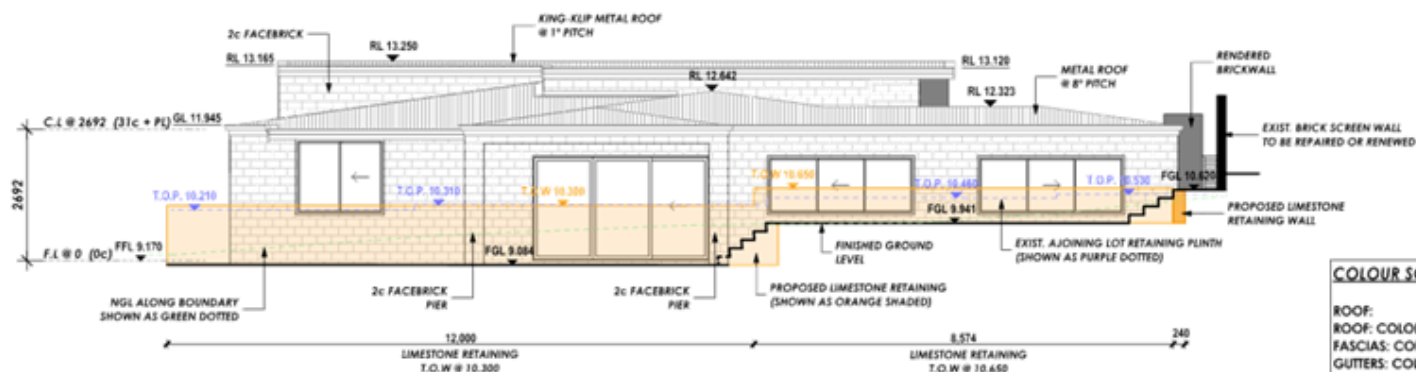
EMAIL: info@gcwa.com.au

PROJECT NO.	DRAWING NO.
SAL-SAL	A2
REVISION NO.	
REV DA5	DRAWING @ A2

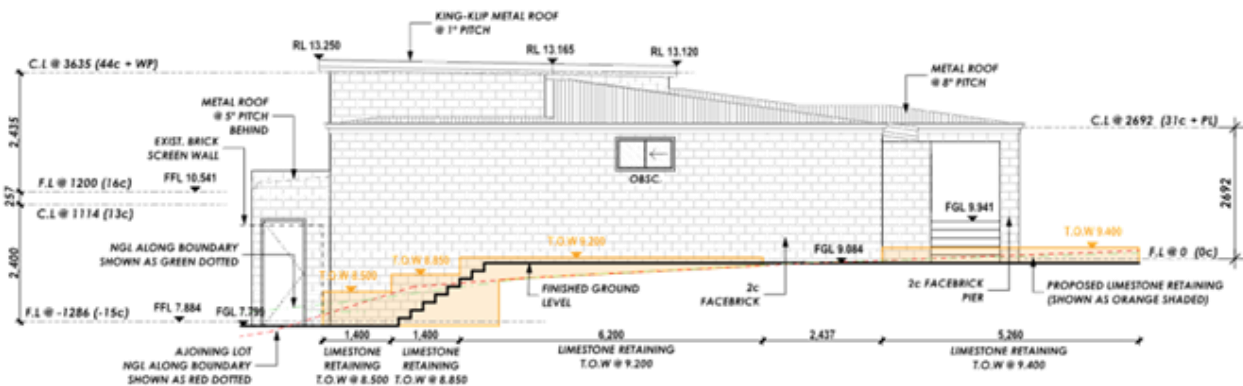
COPYRIGHT: THIS DRAWING IS THE COPYRIGHT OF EXCEPTIONAL HOMES EXCLUSIVELY.



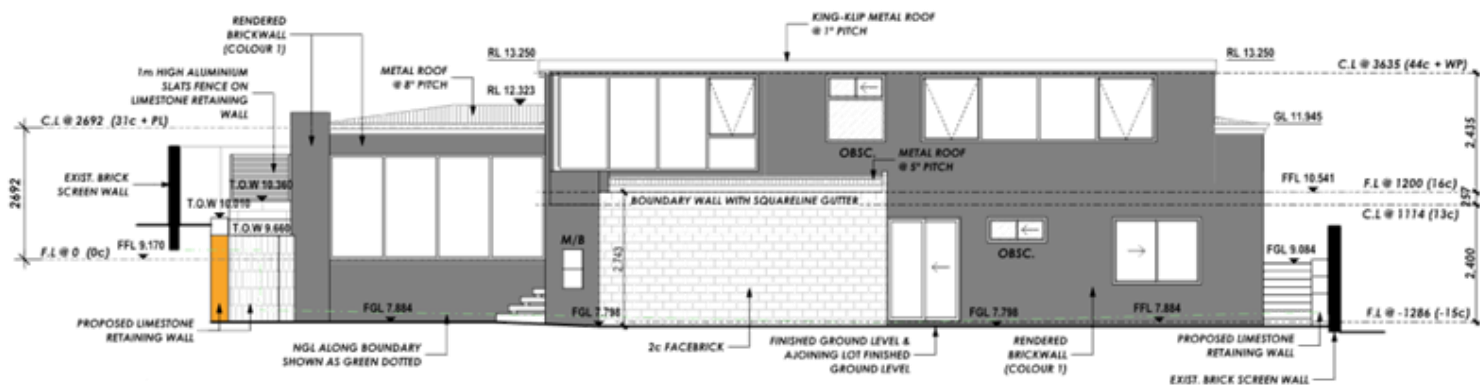
SOUTH-WEST ELEVATION
1:100



NORTH-WEST ELEVATION
1:100



NORTH-EAST ELEVATION
1:100

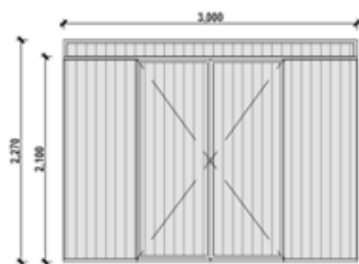


SOUTH-EAST ELEVATION
1:100


COLOUR SCHEME	
ROOF:	
ROOF:	COLORBOND MONUMENT
FASCIAS:	COLORBOND MONUMENT
GUTTERS:	COLORBOND MONUMENT
WALL:	
RENDER COLOUR 1 -	DULUX COLORBOND IRONSTONE
2c FACEBRICK -	SHALE
OTHERS:	
GARAGE DOOR:	COLORBOND MONUMENT
MAIN ENTRY DOOR:	DULUX COLORBOND MONUMENT
WINDOW FRAMES:	NIGHT SKY
FENCING & GATES:	
ALUMINIUM SLATS INFILL FENCE:	COLORBOND MONUMENT




3D VIEW - GARDEN SHED



**FRONT ELEVATION
(GARDEN SHED)**
1:50

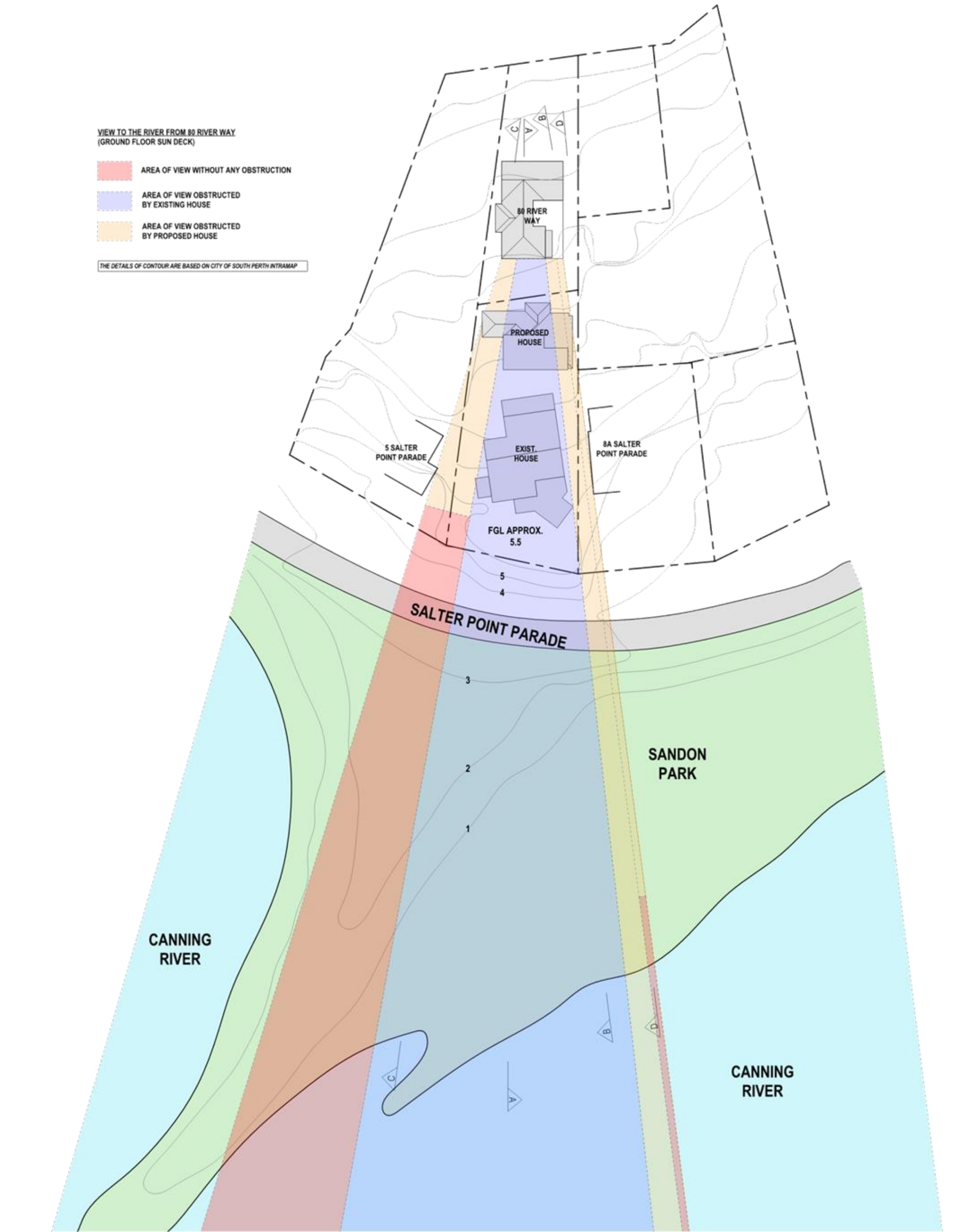


**SIDE ELEVATION
(GARDEN SHED)**
1:50

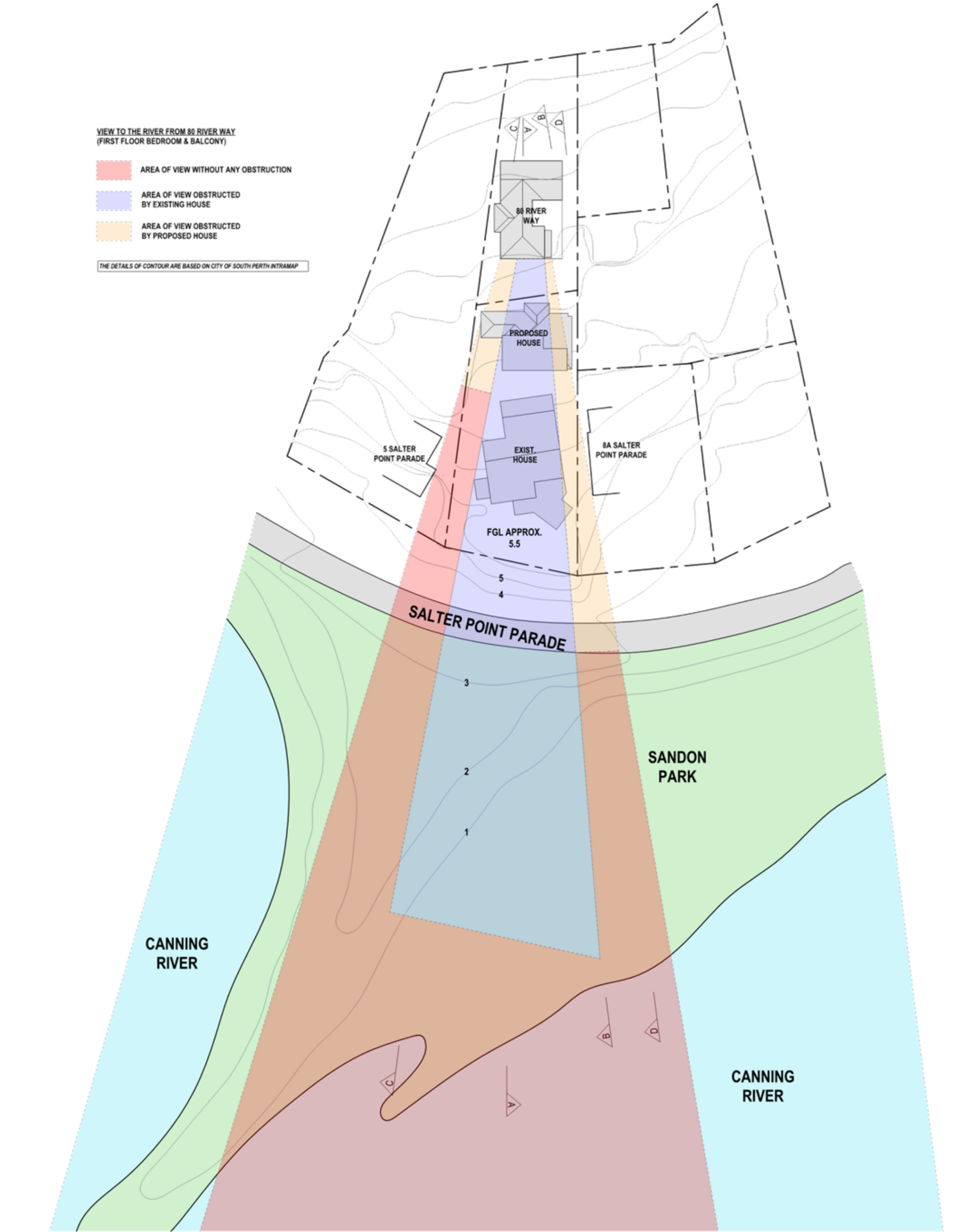


**REAR ELEVATION
(GARDEN SHED)**
1:50

GENERAL RENDER SELECTION COLOUR 1

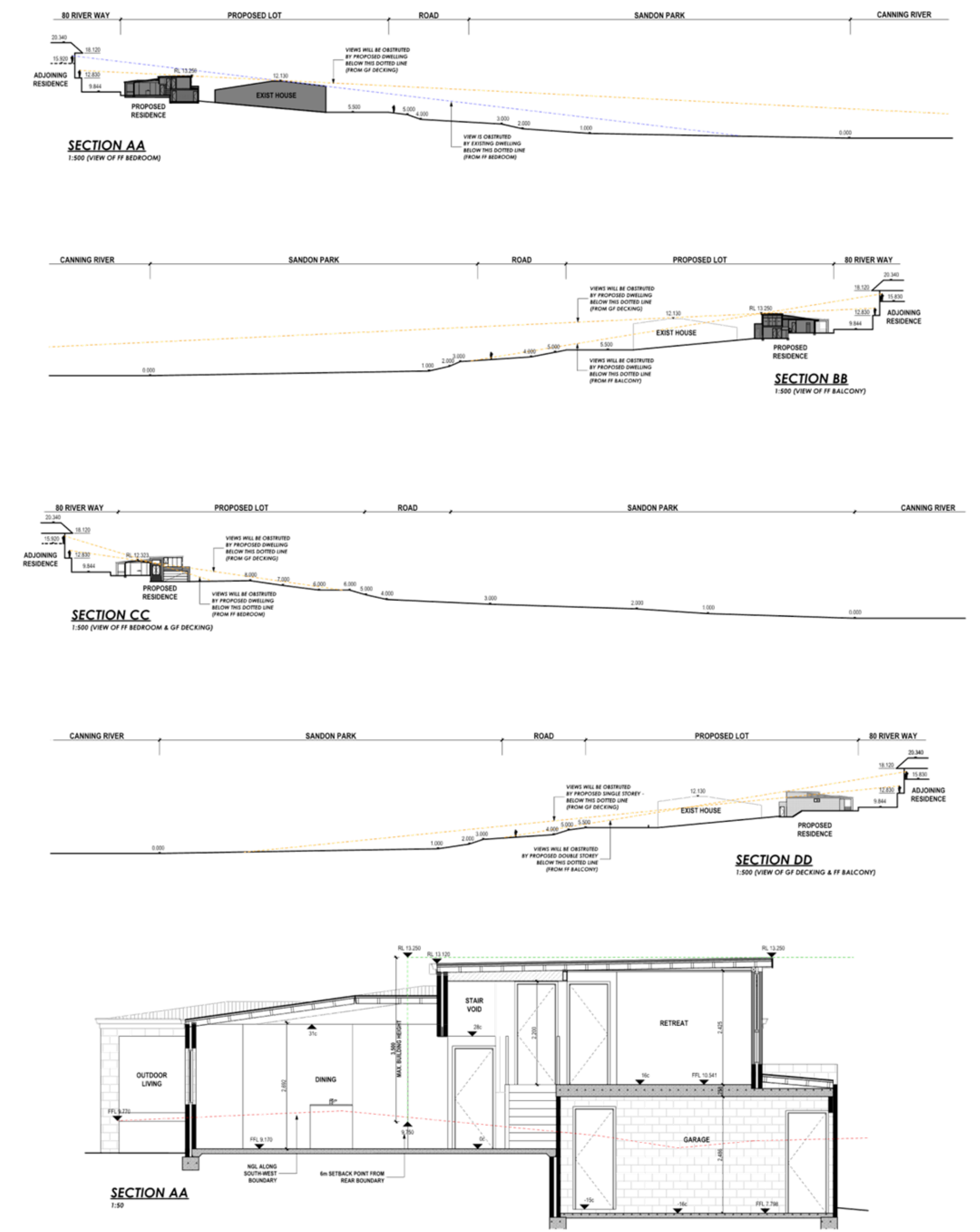


PLAN OF VIEW FROM 80 RIVER WAY (GROUND FLOOR SUN DECK)
1:500



PLAN OF VIEW FROM 80 RIVER WAY (FIRST FLOOR BEDROOM & BALCONY)

1:500





68 Canning Highway,
South Perth WA 6151
t: (08) 9474 1449
e: contact@altusplan.com.au
www.altusplan.com.au

6 August 2025

City of South Perth
c/o Nick Grindrod, Planning Consultant

Via email: nick@riseurban.com.au; fiona.mullen@southperth.wa.gov.au

Grand Century Construction v City of South Perth, DR 64/2025 Reconsideration Submission

1. Pursuant to the orders by the Tribunal following mediation on 21 July 2025, this correspondence sets out the amendments and additional justification for the proposed application for a grouped dwelling at No. 7 Salter Point Parade, Salter Point.
2. The amended plans (DA5) provided in this submission wholly replaces all previous versions and furthermore, this submission itemise and explains all the relevant changes.
3. From the outset, the Applicant reaffirms their position, as set out in the grounds, that there was no sound basis to refuse the application based on a very minor Policy variation (involving a little over 10cm). However, in the interest of resolving the matter and honouring the commitments made in mediation, we are pleased to provide further information and amendment addressed in this submission.

Amended Plans Pre-Determination

4. The original version of the plans determined by the Council was DA3. Whilst the Applicant attempted to provide the assessing officers with a revised version

(DA4), the Agenda for the Council Meeting had already been finalised and as such, DA4 was never formally submitted.

5. The extent of changes to DA4 were only in respect to the colour scheme of the proposed development and some variations to the fenestration. Specifically, these changes are as follows:

- a) Display Page (Drawing No. A0): The house illustrated an updated, darker colour scheme compared to the previous three (3) revisions.
- b) First Floor Plan (Drawing No. A2): Three (3) window measurements were altered for this revision. These windows are located along the southern and western perimeter of the building for the retreat room and master bedroom.

Specifically, the changes to the windows measured 23 x 3840 A (previously 23 x 3010 A in DA3), 23 x 4090 A (previously 23 x 3010 A in DA3), and 16 x 4810 A (previously 16 x 3130 A in DA3). These measurements were adjusted to accommodate the window lengths on the first floor, reflecting earlier modifications made to wall dimensions in the previous revisions. From a planning point of view, the amendments to the window measurements present no issues or adverse planning implications for the proposal.

- c) South-East Elevation (Drawing No. A3): This plan predominantly remained the same, except for the revised, darker colour scheme. This change has no impact on the issues surrounding loss of views, perceived height or building bulk.

Amended Plans Post Mediation

6. As a result of discussions during mediation, the Applicant now presents the latest revised version DA5 for the Council's reconsideration. In addition to the changes

highlighted above in DA4, additional refinements and changes has been made in this version consistent with discussions during mediation.

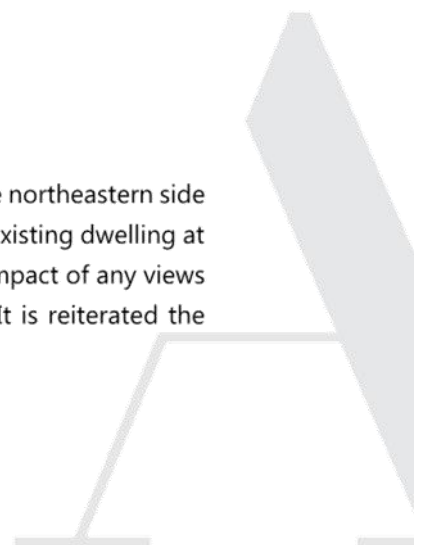
7. The changes includes:
 - a) Further reduction to the height of the entire building as evident on the existing plans,
 - b) Reduction of upper floor master bedroom footprint,
 - c) Provision of an additional projection view plan, and
 - d) Provision two additional cross sections.

Further reduction of height

8. The principle change in DA5 is that the entire building has now been lowered by an additional 30mm. Specifically, the ceiling over the stair void has been dropped and the roof has been revised to a 1-degree skillion roof. The maximum height of the proposed building is now 13.25m AHD, which complies with the projection envelope requirement set out by the City of South Perth (**City**). This amendment is consistently reflected throughout DA5 across all sections.
9. This change alone should be more than sufficient for Council to reconsider their position.

Modification of upper floor

10. The master bedroom has been reduced by one (1) metre at the northeastern side to shrink the upper floor, consistent with the footprint of the existing dwelling at the front of the lot. This modification further diminishes the impact of any views from 80 River Way toward the park and the Canning River. It is reiterated the



impact is negligible to begin with and the existing dwelling that is being retained on site has a greater impact.

Additional view plan and cross-sections

11. The new 'Plan of view from 80 River Way (Ground Floor Sun Deck)' has now been prepared as per the request of the City. This exhibits clear 'areas of view without any obstruction' from even the ground level at this adjoining property. However, as we indicated in mediation, there has been little utility in preparing this plan as it shows a very minor section of obscured view and more importantly, reiterates that the impact of the existing dwelling on projection views is far more pronounced than the impact of the proposed second grouped dwelling.
12. The amended 'Plan of view from 80 River Way (First Floor Bedroom & Balcony)' displays a new view corridor due to the entire building being lowered by 30mm. There is now a reduced 'area of view obstructed by proposed house' that no longer reaches Sandon Park before Canning River even begins, as it once did (albeit slightly) in the previous versions of the plans.
13. Section CC has been included in DA5 to demonstrate the view of the proposed residence from the first-floor bedroom and ground floor decking at 80 River Way. The proposed view does not result in any greater impact than that caused by the existing residence. Access to the view of significance is retained.
14. Additionally, Section DD illustrates that with the modification of the master bedroom and the resultant shrinking of the upper floor, there is a minor improvement to the view from 80 River Way towards the Canning River. However, this must be understood in the context of the proposal's incursion into any existing views were negligible to begin with.



Response to the Refusal Reasons

1. *The proposed development exceeds the maximum 3.5m height limit set for the site by Schedule B – Additional Site Requirements - ASR12 – Salter Point Escarpment, Salter Point of the City of South Perth Local Planning Scheme No. 7 (LPS7).*
15. The wording of the refusal reason infers that the height requirements under Additional Site Requirements (ASR12) of LPS7 are mandatory and should not be exceeded in any circumstances. In fact, subclauses (3) and (4) then clearly point to the provisions of the Local Planning Policy which more comprehensively deals with height considerations particularly through the consideration of projection envelopes.
16. The importance of considering every application on its merits should also be factored, given that, for example, a compliant maximum height dwelling with a 15-degree roof pitch closer to the rear of the property would have a far greater impact on views to the rear neighbours.
17. Furthermore, Figure 3 of ASR12 somewhat crudely identifies all existing lots with different bands of heights. In this instance, the rear of the subject land where the grouped dwelling is proposed is adjacent to a property where the height limit extends from 3.5m to 6.5m. Again, this emphasizes the point that each application should be assessed and examined on its merits without a slavish preoccupation to compliance.
2. *The proposed development is inconsistent with Design Principle 5.1.6 P6 of the Residential Design Codes as the building height proposed adversely impacts access to views of significance.*
18. The Applicant disputes that there previously was any adverse impact to access to views of significance. The community (and Council) should be mindful of the fact that consideration of access to views of significance should not be confused with restricting any discernible change to views of significance. Such an approach

would be inconsistent with established case law on the issue regarding views of significance, e.g. *WARDEN and TOWN OF MOSMAN PARK* [2019] WASAT 88.

19. Subclause (2) of ASR12 states that a proposed development shall not "significantly obstruct views of the Canning River from buildings on adjoining lots". In this instance, the plan of views and associated cross sections establish that no views are impacted beyond the foreshore of the river and that of the Canning River itself.

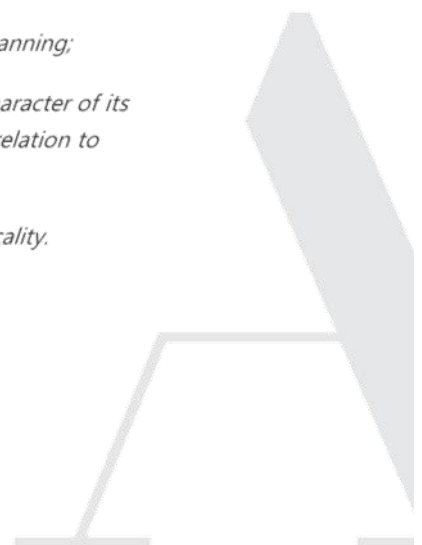
3. *The proposed development exceeds the projection envelope in accordance with Local Planning Policy 5.1 – Salter Point Escarpment.*

20. The proposal now complies with the projection envelope and this basis for refusal can no longer be substantiated.

21. Despite this, Council should be aware that by making the proposal 'compliant', there has been very little practical improvement or benefit to the surrounding property owners compared to the determined version of the plans (DA3). Respectfully, it is for this reason why we say compliance for compliance's sake often does not deliver a better planning outcome.

4. *The proposed development is inconsistent with Clause 67 of the Planning and Development (Local Planning Schemes) Regulations 2015 as:*

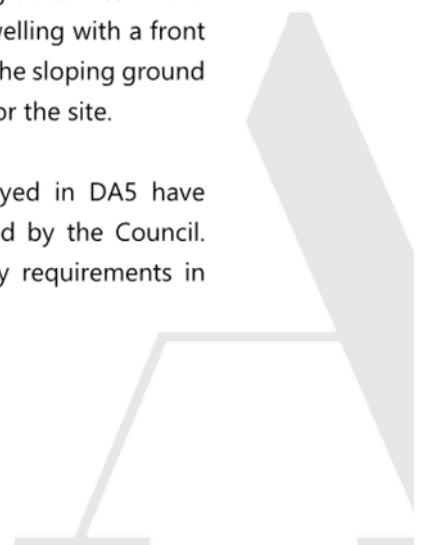
- i. *The proposal is inconsistent with orderly and proper planning;*
 - ii. *The building height is incompatible with the desired character of its setting and the development on land in the locality in relation to the effect of height; and*
 - iii. *The proposal is inconsistent with the amenity of the locality.*



22. A proposal that addresses and justifies itself against the relevant planning framework cannot be, as a starting point, inconsistent with the requirements of orderly and proper planning. Equally, just because a proposal does not meet default or deemed provisions in that framework, does not necessarily mean it is inconsistent with the requirements of orderly and proper planning.
23. In this instance, in applying the framework that applies to other developments in Salter Point, Council should be pleased that the system is working, in so far as the requirements under ASR12 of LPS7, and LPP5.1 has been considered. This has resulted in a modestly proportioned and considered design, which has, as much as practicable, respected height and views of significance requirements. Here we say that the building height is compatible with the desired character of its setting.
24. As a result, the amenity of the locality and the immediate surrounds will not be impacted given the presence of dwellings of similar heights, bulk, built form and the overall character for the locality. To submit otherwise would be to, in effect, impose a prohibition or a moratorium on any further development in Salter Point on basis that perceived non-compliance will always have direct amenity impacts.

Conclusion

25. Respectfully, we put to Council that an approach which seeks slavish adherence to deemed requirements, e.g. a default maximum height of 3.5m anywhere on the site, will not necessarily lead to or promote better planning outcomes. In this instance, the Applicants have built a single storey grouped dwelling with a front split level section whereby the ground floor is largely cut into the sloping ground level. We submit that this is an appropriate design response for the site.
26. As an outcome of the mediation, the amendments displayed in DA5 have reflected the gracious efforts to address the concerns raised by the Council. Importantly, the revised building height now satisfies policy requirements in respect to projection envelope requirements.



27. We understand the Council's desire to strongly regulate development so that established views are maintained for existing residents in Salter Point. However, every application should be fairly assessed on its merits. In this instance, the proposal is an appropriate design response to the land and the applicable planning framework. The Applicants should be commended on their efforts in this regard. Accordingly, we look forward to Council's positive reconsideration of this application.

Yours sincerely,



Joe Algeri
Director





Schedule of Submissions
Grouped Dwelling
Lot 4, No. 7 Salter Point Parade, Salter Point

1	Geoff and Janet Griffiths 8A Salter Point Parade, Salter Point
Comment	
Summary of Submission	Comment
1.1 We are concerned by the height of the proposed dwelling for the following reasons:	Nil
1.2 Potential for overlooking The basis of this concern is as follows: The first floor bedroom has a finished floor level of ADH 10.829. The average adult eye height is in the order of 1.5m. The visual eye height for someone standing in the master bedroom, in terms of the AHD is 10.829 +1.50, which is approximately AHD 12.30.	The revised floor level of the master bedroom is 10.571 AHD, and eye level is taken to be 1.6m above floor level under LPP5.1. This results in a viewing height of 12.171 AHD under the revised plans.
1.3 The ADH of the ground level at the back of Lot 2 on Strata Plan 9811, known as 8b Salter Point Parade, Salter Point is ADH 7.0-7.5. The fall is in the order of 4.5-5.0m.	Noted, the AHD appears to align with topographic mapping of 8B Salter Point Parade.
1.4 The distance from the window in the proposed master bedroom to the backyard of 8B SPP, noted on the Contour and Feature Survey of Lot 4 as Lot 7 (brick dwelling with tile roof) is in the order of 7.0-8.5 m.	The distance from the master bedroom window to lot boundary of 8B Salter Point Parade at a 45 degree angle is 5.8m.
1.5 This means that anyone standing at the window of the master bedroom who looks obliquely at 8b Salter Point Parade will be severely overlooking the backyard and the master bedroom.	The potential for direct line of sight between these spaces is acknowledged. As the setback exceeds the 4.5m deemed-to-comply requirement for visual privacy under the R-Codes, the City is unable to implement any measures to address visual privacy concerns.

1.6	<p>Disregards the Current Planning Policy for the hillside of Salter Point Parade, Salter Point</p> <p>The height of the proposed dwelling with its 15 degree pitch roof, far exceeds the Policy requirements for dwellings built on the mid-level of Salter Point Parade.</p>	<p>The building height and roof pitch have both been reduced in revised plans following the consultation period. The building height still marginally exceeds the projection envelope established by LPP5.1.</p>
1.7	<p>The policy was put in place to protect both the views of adjoining residents and to protect nearby properties from severe overlooking by adjacent neighbours.</p>	<p>The City has investigated the potential impact on views resulting from projections above the projection envelope in accordance with the guidance of LPP5.1. The impact is considered to be minimal.</p>
1.8	<p>If this proposal is allowed in its current form, with no regard for the finished height at either floor level or at finished roof height, it will set an unpleasant outcome for the existing neighbours, as well as setting a precedent to be used for supporting future proposed developments in the area.</p>	<p>Development applications are considered against the planning framework on the merits of their design, with consideration to the specific context of the site. The considerations for future applications remains the same, irrespective of the decision made on this proposal.</p>
1.9	<p>While not an immediate planning issue, the following concerns relating the redevelopment of the site are:</p> <p>a. The need for an effective traffic management plan to deal with the blind corner on Salter Point Parade which is due the sweeping bend from numbers 5 to 9 Salter Point Parade.</p> <p>b. We also draw your attention to the need to address the instability of the sand dune that gives rise to the land being built on. Any land that is cut into by machinery is highly susceptible to caving in.</p>	<p>The City has recommended the preparation of a construction management plan in the event of approval which will assist in mitigating potential impacts that could arise during the construction phase.</p>

2	<p>Howard Holmes 84 River Way, Salter Point</p>
Comment	
Summary of Submission	Comment

2.1	This proposed dwelling sits within the 3.5m BUILDING height mapping for the Salter Point escarpment. (CoSP Local planning scheme 7)	Noted.
2.2	The documentation provided, specifically drawing A6, indicates a maximum WALL HEIGHT of 3.5m which is an incorrect interpretation.	Noted.
2.3	Figure A6 notes (with dotted green line) a 3.5m wall height. However, the 3.5m limit refers to TOTAL BUILDING HEIGHT, not wall height, and therefore this dwelling is over-height and non-compliant with LPS7 (IE - everything above the green line is over-height).	Noted.
2.4	We seek consistency on this height ruling across all development approvals in the immediate vicinity.	It is acknowledged that the 3.5m building height requirement of ASR12 refers to the entire building, not just wall heights. The City undertakes its own assessment of the building height in accordance with ASR12 and LPP5.1 irrespective of any notations shown on proposed plans.

3	Wladimir Kowalczuk 80 River Way, Salter Point	
Comment		
	Summary of Submission	Comment
3.1	Owners of Lot 14,80 River Way, Salter Point, purchased the property in 2002 and have resided since June 2003 object to the proposed house development at 7 Salter Point Parade Salter Point for the following reasons.	Noted.
3.2	Referring to Local Planning Policy – Salter Point Escarpment Part 4. Policy Objectives Section 4.1 To provide building heights which are consistent with the character and the topography of the Salter Point Escarpment.	Noted.

3.3	Response: The Salter Point escarpment is a special place to live due to the views of the Canning River and what makes up the 'character' of the escarpment. By having these views significantly blocked out it would have a considerable impact on lifestyle and amenity for 80 River Way.	Noted.
3.4	The SENSE OF PLACE - the essential memorable and recognisable characteristics of the Salter Point escarpment are the views of the Canning River and to have these views dramatically obstructed would ruin the character and sense of home. Section 4.2 To ensure that views of the Canning River for existing properties on the escarpment are not significantly obstructed by new development.	Noted.
3.5	Response: The proposed development plans for 7 Salter Point Parade Salter Point significantly obstruct the views from habitable areas of 80 River Way. It would effectively remove SIGNIFICANT views of Canning River and the far side of Canning River foreshore.	The City has considered the potential impact of the development on views from 80 River Way and considers the development unlikely to have any impact on the existing views achieved to the Canning River.
3.6	Section 5.2.3 Assessment of Significant Obstruction of Views (a) (i) the design does not cause lesser obstruction to views of the Canning River than the existing building City of South Perth, Local Planning Scheme No.7, ASR12 – Salter Point Escarpment, Salter Point Section (2) states that the proposed development shall not significantly obstruct views of the Canning River from building on adjoining lots.	The proposal is not considered to significantly obstruct views of the Canning River from 80 River Way.
3.7	The adjoining lot of 80 River Way will have significant views obstructed of the Canning River. With reference to planning document A5/A6, the existing building height is at RL12.13 and the proposed height of the new building is RL14.330 which is RL 2.3 higher and impacts our view.	Since consultation the building height has been reduced to a maximum of 13.355m AHD, significantly reducing the potential impact on views.

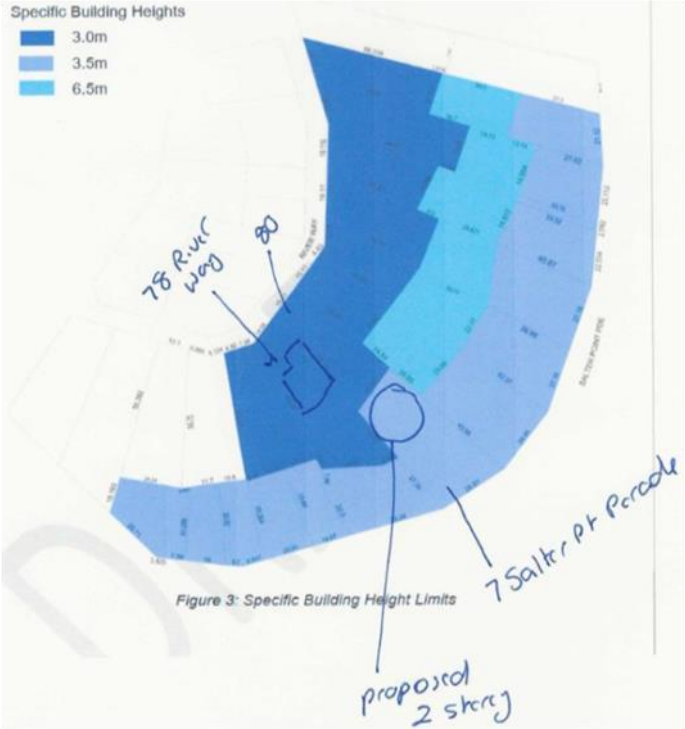
3.8 The roof ridge is RL12.13 of current building on site. The top of the air conditioner unit is RL13.08 (making it 0.95m above roof ridge) on the drawing D2 of the new house plans. With the proposed roof line to be at RL14.33 (drawing A6) it will be 2.2m above the ridge of the current building and may remove these views completely. As this roof line will be closer to my property I am assuming the affect on the loss of river views would be similar.

Whilst the proposed dwelling will be a similar height to the air conditioning unit, it will present less obstruction as it is located closer to the dwelling at 80 River Way.








4	John and Karen Santul 78 River Way, Salter Point
Comment	
Summary of Submission	Comment
4.1 We DO NOT APPROVE and STRONGLY DISAGREE with the construction of this building on the grounds of: THE PROPOSED BUILDING:	Noted.
4.2 EXCEEDS THE ALLOWED HEIGHT. Local Planning Scheme No. 7 dated 27/3/24 in section ASR12 – Salter Point Escarpment has the height limit for Lot4 as 3.5m as per Fig3 on page 48. This is the maximum height allowed as mentioned in point (1). Our dwelling is lower, and hence river views lower, than the properties next to us (80 River Way) and those continuing to the north as River Way goes up a rise.	Noted.
 <p>Figure 3: Specific Building Height Limits</p>	

<p>4.3 I suspect that is why the height limit has been placed on the surrounding blocks to us. We did see the proposed plans in the LPS no 7 but did not object to it as we could see we would not be affected by lower rise future building. Now we feel the scheme was a waste of time as higher buildings could be allowed despite exceeding height limits.</p>	<p>LPS7 includes measures to enable the City to consider the impact on views of Canning River when considering any proposal seeking discretion on building height.</p>
<p>4.4 The height restriction would allow only a single story home to be built – not a two story house as proposed. The building of the house as proposed is an abode with a height of 6.5m close to double that allowed. LPS no 7 scheme was passed less than a year ago with strict building height restrictions and yet the Building Department is accepting proposals that they know exceed the requirements.</p>	<p>It is possible to achieve multiple levels within the projection envelope by proposing levels below the NGL which the projection envelope is based on. This is reasonably achievable within the escarpment due to the natural slope of the land.</p>
<p>4.5 The people who bought the property would have known or been told by the agent of those regulations but have still decided to proceed with an applications in the hope the plans will be approved.</p>	<p>Noted.</p>
<p>4.6 SIGNIFICANTLY OBSTRUCTS THE VIEWS OF THE CANNING RIVER FROM OUR PROPERTY: By proposing a two story building, our views of the Canning River from our Dining – Living – Lounge rooms will become non existent.</p>	<p>Based on the City's assessment of impacts to views the proposed dwelling is not expected to fully obstruct eastern views to the Canning River from 78 River Way. It is also noted that the proposed dwelling does not occupy the entire eastern vista.</p>
<p>4.7 We have attached the current view of the river overlooking the proposed site for the house. Given the RL of the roof height which will be over 2-3m higher than the height of the No 7 roof, the view will totally lost if the proposal is approved as is.</p>	<p>Since advertising, the development plans have been revised to reduce the proposed building height. The reduced height is considered to achieve a good balance between amenity of the future occupants of the site and retaining existing amenity of adjoining properties.</p>



<p>4.8 View from our Lounge-Dining- Meals rooms - looking to the east. Grey roof is the current height of 7 Salter Point Parade House. Proposed 2 story 6.5m high house will be between the dark green boundary fence with 80 River Way (1.8m high) and the grey roof house in the foreground No 7. The view will be lost!</p>	<p>The proposed dwelling maximum height will be 1.23m higher than the top roof pitch of the existing dwelling at the front of the site.</p>
<p>4.9 From the picture you can see the boundary fence between 80 River Way (next to us) and 7 Salter Point Parade (the grey roof just touching the base of the river line). The boundary dark green fence is 1.8m high. The proposed two story house would be 6.5m high from the ground level, some 4.7m above the colour bond fence, clearly blocking our river view totally.</p>	<p>The top of the plinth which the Colorbond fence sits on is indicated at a level of 10.5m AHD. A 1.8m high Colorbond fence above this would be a maximum height of 12.3m AHD. As the proposed dwelling is 13.355 AHD, the maximum height of the dwelling will be approximately 1m above the top of the Colorbond fence.</p>
<p>4.10 This goes totally against the objectives of the 'Salter Point Escarpment Local Planning Policy' section 3 ie. "to ensure that views of the Canning River,</p>	<p>The proposed dwelling is not expected to significantly obstruct existing views to the Canning River.</p>

for existing properties on the escarpment, are not significantly obstructed by new development”	
4.11 Our views have already been lost to the SW by the construction of two houses (1c and 3 Slater Point Parade) that negated the height restriction in place by adding considerable fill that lifted the RL ground level to enhance their river views.	Noted, however it is not a realistic expectation to maintain existing views over vacant lots which have been zoned for development.
4.12 We are annoyed that this proposal on 7 Salter Point Parade will further reduce our river view even more, to less than a third of what we had when we purchased our house 29 years ago. The river view we see through the section involved by this construction looks east where we have enjoyed the spectacular sunrises and rising of the moon and stairway on the river to it, on a full moon. We will not see these should the 2 story building be built.	The site area is sufficient to enable construction of two dwellings on site. Whilst acknowledging there will be some impact on existing views, the City is satisfied that the design satisfactorily minimises projections to avoid significant impacts.
4.13 Enough is enough. The construction of a two story house on Lot 4 and hence loss of river views will only downgrade the value of our property further. Our property comes under the same Planning Scheme as No 7 Salter Point Parade does. On our block, should we decide to Strata Divide it, any construction would also have a height restriction (namely 3m for ours) as has Lot 4.	The density coding of the site permits development of a second dwelling at 7 Salter Point Parade. The building height requirements would be applied in the same manner to development on all lots affected by ASR12 and LPP5.1.
4.14 HAS AN OVERLOOKING ISSUE: The upper level of the proposal 2 story includes the Main Bedroom and also a Retreat. On the plan it says that the cone of view from the Retreat windows “overlooks the adjoining carport and Driveway” of No 7. This is not correct.	The annotations refer only to development within the R-Codes cone of vision areas.
4.15 The expansive windows of the Retreat overlook our pool and alfresco-gazebo entertaining area to the SW. It will not be a secluded area to entertain should the Two Story be built.	It is acknowledged that beyond the cone of vision are sensitive spaces on adjoining lots, however as the proposal meets deemed-to-comply requirements under the R-Codes, the

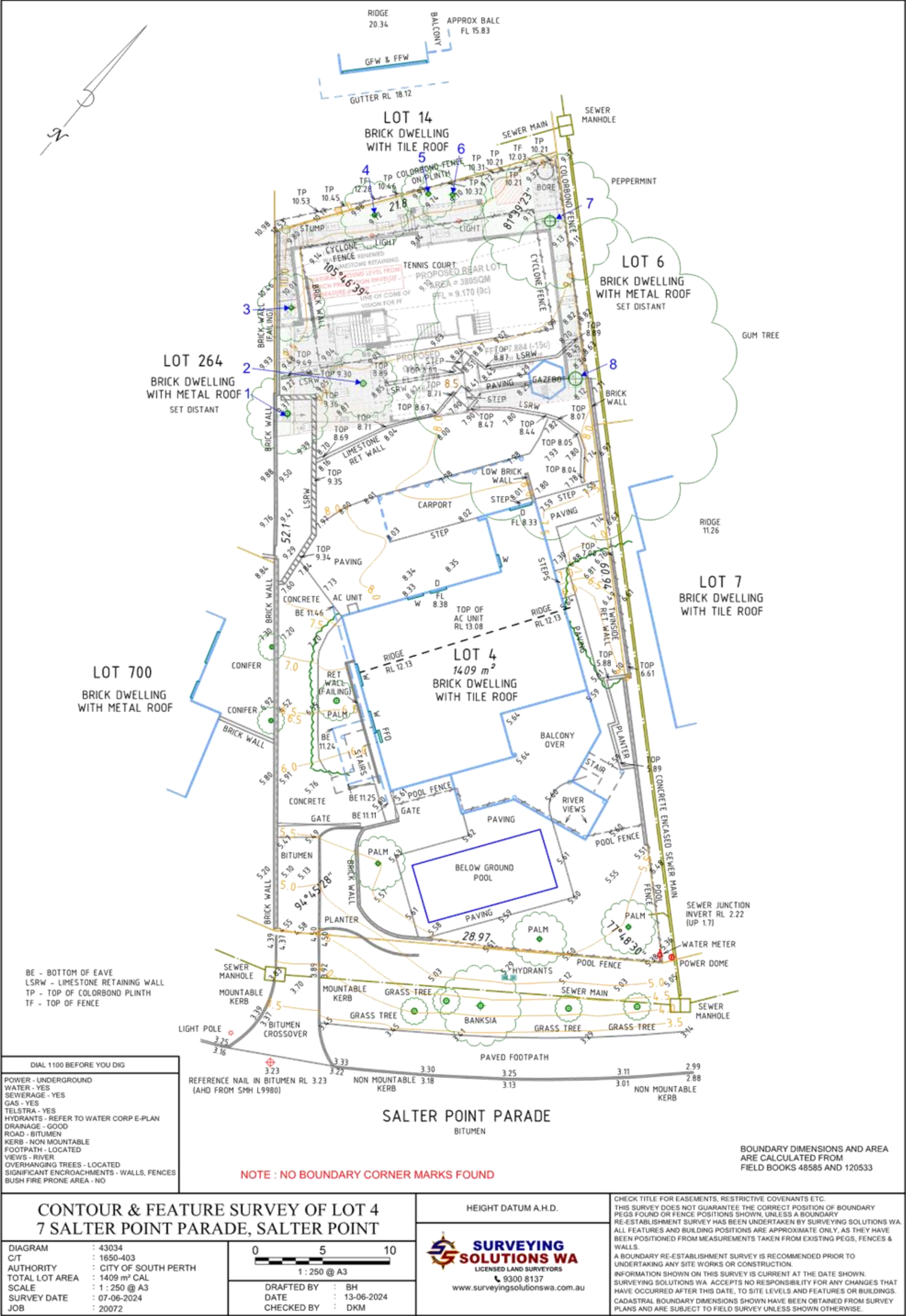
City is unable to require modifications to address the privacy concerns.	
	
4.16 Proposed 2 story house to be built on tennis court. Retreat room views will be overlooking our entertainment area – Pool – Gazebo.	The retreat windows required a 6.0m setback from adjoining lot boundaries to comply with visual privacy requirements under the R-Codes. The nearest window achieves a 7.1m setback from 78 River Way and therefore complies.
4.17 In fact the proposal would have better river views with the Bedroom and Retreat in reverse. It is debatable whether the view as is will even be of the Canning River, given the heights of the recently built No 1c and No 3 Salter Point Parade houses to the SE.	Noted, as the relevant requirements such as visual privacy are satisfactorily addressed by the proposal, the location rooms within the dwelling is not a matter requiring consideration.
4.18 Despite our balcony-living rooms being higher up than the proposed home, we do not have views of the River looking the same way they have orientated the retreat windows. This should not be an issue should the proposal end up being a single story.	Noted.
4.19 IN CONCLUSION: The Proposed 2 Story Property Exceeds the Building Height Regulations. Obstructs our River View	Refer to comments above.

to the east – in fact, more than likely it would block the entire view (if a 2 story house is approved). Encroaches on our Privacy (2 story overlooking our pool and entertainment area)	
--	--

5	William and Elizabeth Carter 8B Salter Point Parade, Salter Point
Comment	
Summary of Submission	Comment
5.1 BUILDING HEIGHT We are concerned that the building height exceeds the Council Planning requirements and it seems counter productive to have a planning scheme for the area which in this case is being ignored.	The proposal has been assessed against LPS7 which includes specific guidance on instances where building height exceeding the limit stipulated in ASR12 may be exceeded.
5.2 PRIVACY We are also concerned that the plans seem to indicate that our main bedroom and outdoor area will be overlooked.	The master bedroom window which is the nearest upper floor window to 8B Salter Point Parade exceeds the minimum setback requirement for visual privacy under the R-Codes. Whilst overlooking may still occur, this is a deemed-to-comply outcome so the City is unable to enforce any privacy measures.

6	Norman Burnett 76 River Way, Salter Point
Comment	
Summary of Submission	Comment
6.1 Given we have river views to the East of our property over 7 Salter Point Parade, Salter Point, having a new 2 storey building built on the tennis court at the rear of the property will significantly block all our view in that direction (& more so our neighbours).	The provisions of LPP5.1 indicate that significant obstruction of views to the Canning River are only assessed for properties adjoining the site. Whilst 76 River Way may currently enjoy views across 7 Salter Point Parade, it is not a realistic expectation that these views be maintained in perpetuity.


6.2	We cannot accept this new building proposal being 'over the existing height' rules the council has had in place on this property for decades.	The planning framework sets out instances where greater height may be permitted, which this proposal is considered to meet.
6.3	It seems the South Perth council continues to set new precedents by increasing building heights around where we live (including 1-2 Salter Point Parade properties had 2m height increase added in about 2013 (unknown to us at the time) and also 74 River Way is much higher than our neighbouring property (5m plus). Please add this submission as a NO to the proposed building height on the new rear building at 7 Salter Point Parade.	The City considers all proposals on their merits against the current planning framework. When applying discretion in respect of building height within the Salter Point Escarpment, the primary consideration is the potential for impact on adjoining properties, not whether discretion has been applied in the past.





















Payment Listing August 2025

This schedule of accounts to be passed for payments covering the following:



AMOUNT (\$)

ELECTRONIC PAYMENTS

Electronic payments to creditors	391	3,851,629.73
Less: Cancelled EFT transactions		0.00
Total Electronic Payments to Creditors		3,851,629.73

CHEQUE PAYMENTS

Cheque payments to creditors		0.00
Less: Cancelled cheque transactions		0.00
Total Cheque Payments to Creditors		0.00

Total monthly payments to creditors 391 **3,851,629.73**

EFT payments to non creditors	29	26,077.67
Cheque payments to non creditors		0.00
Total payments to non creditors		26,077.67

Total EFT & Cheque payments 420 **3,877,707.40**

Credit Card Payments 93 **22,107.27**

Fleet Card Payments 30 **2,196.74**

Total August Payments 543 **3,902,011.41**

Payment Listing EFT Payments

Reference	Date	Payee	Description	Amount (\$)
0821294	26/08/2025	SuperChoice Services Pty Ltd	Employer Superannuation	360,785.77
13364443	21/08/2025	Cleanaway	Waste Services	269,729.27
1011291	18/08/2025	Deputy Commissioner of Taxation	PAYG	228,610.00
08320616	26/08/2025	Deputy Commissioner of Taxation	PAYG	219,121.00
13364443	21/08/2025	Kwinana Energy Recovery	July Waste Disposal	198,789.23
10202935	28/08/2025	Australian HVAC Services	Aircon - Lower ground floor	187,843.03
13305964	12/08/2025	Precise Air Group Pty Ltd	Aircon - Council chambers and lounge	130,258.70
13364443	21/08/2025	Clublinks Management	Development agreement July25	126,860.53
13364443	21/08/2025	Asphaltech	Road works - various	121,660.93
10202935	28/08/2025	Axiis Contracting Pty Ltd	Road works - various	89,330.31
13364443	21/08/2025	Synergy	Electricity usage	82,352.52
16450552	7/08/2025	Integrated Power	Floodlights supply and installation	79,868.80
11551457	14/08/2025	Classic Tree Services	Tree Pruning - various	73,925.34
10202935	28/08/2025	Clublinks Management	Development agreement	71,326.75
10202935	28/08/2025	Western Aust Treasury Corp	WATC Loan repayment	65,825.87
11551457	14/08/2025	Water Corporation	Water charges	60,958.49
16450552	7/08/2025	WA Local Government Association	Annual Subscription	60,083.43
11551457	14/08/2025	ABORIGINAL LAND CARE (NGALA BOODJA) PTY LTD	Landscape maintenance - various	41,915.71
11551457	14/08/2025	MMM WA Pty Ltd	Engineering works - various	40,956.32
16450552	7/08/2025	Bunyip Contracting Pty Ltd	Landscape maintenance - various	40,245.00
10202935	28/08/2025	WESTERN METROPOLITAN REGIONAL COUNCIL	Verge Valet Waste collection	40,005.53
10202935	28/08/2025	Technology One Ltd	Subscription fees 30/9/25-29/9/26	37,738.46
16450552	7/08/2025	Synergy	Electricity usage	35,217.65
11551457	14/08/2025	Uniting Global Pty Ltd	Cleaning Services	34,832.44
13364443	21/08/2025	Water Corporation	Water charges	30,317.50
16450552	7/08/2025	Building Commission	BS Levies - July 2025	29,457.69
13364443	21/08/2025	Programmed Property Services	Turf maintenance services	29,047.16
10202935	28/08/2025	MMM WA Pty Ltd	Engineering works - various	27,852.22
10202935	28/08/2025	ABORIGINAL LAND CARE (NGALA BOODJA) PTY LTD	Landscape maintenance - various	25,308.03
11551457	14/08/2025	Enviro Sweep	Road Sweeping	25,162.51
16450552	7/08/2025	Brightmark Group Pty Ltd	Cleaning Services	21,625.50
13364443	21/08/2025	Australia Post Civic Centre	Postage	20,555.11
13364443	21/08/2025	CCS Strategic	Challenger reserve plan	20,382.45
11551457	14/08/2025	Janissen Electrics	Electrical services - various	19,917.18
13364443	21/08/2025	South Perth Senior Citizens Centre	Community Partnership	19,800.00

Reference	Date	Payee	Description	Amount (\$)
13305964	12/08/2025	Eclipse Soils Pty Ltd	Soil supplies	18,711.00
11551457	14/08/2025	Perth Zoo	Perth Zoo Parking	17,178.61
11551457	14/08/2025	Techworks Plumbing	Plumbing services	15,752.57
10202935	28/08/2025	Janissen Electrics	Electrical services - various	15,314.90
16450552	7/08/2025	Western Aust Treasury Corp	WATC Loan repayment	14,124.91
13364443	21/08/2025	Enviro Sweep	Road Sweeping	14,096.34
11551457	14/08/2025	Australian Parking & Revenue Control	Parking Machine services and maintenance	13,470.96
13364443	21/08/2025	Great Southern Fuel Supplies	Fuel	13,432.40
16450552	7/08/2025	Great Southern Fuel Supplies	Fuel	11,384.37
13364443	21/08/2025	Civica Pty Limited	Part Annual licence fees	10,994.12
16450552	7/08/2025	TK Elevator Australia Pty Ltd	Elevator services	10,694.70
16450552	7/08/2025	Michael Fisher	Rates-PM services	10,645.25
13364443	21/08/2025	Precise Air Group Pty Ltd	Sunshades	10,543.50
11551457	14/08/2025	City Of Gosnells	Switch Your Thinking subscription 25/26	10,312.50
13364443	21/08/2025	SCA Architecture Studio Pty Ltd	Services for McDougall Park Toilets	9,900.00
10202935	28/08/2025	AGS Metalwork	Repair work	9,570.00
13364443	21/08/2025	ChoiceOne	Contract Staff	9,485.08
16450552	7/08/2025	JCB Construction Equipment Australia	Service & Repairs	9,465.55
13364443	21/08/2025	ABORIGINAL LAND CARE (NGALA BOODJA) PTY LTD	Landscape maintenance - various	9,376.25
10202935	28/08/2025	Bunyip Contracting Pty Ltd	Landscape maintenance - various	9,250.00
10202935	28/08/2025	Synergy	Electricity usage	8,977.39
10202935	28/08/2025	Great Southern Fuel Supplies	Fuel	8,891.41
16450552	7/08/2025	Rise Urban	Planning services	8,824.75
11551457	14/08/2025	TK Elevator Australia Pty Ltd	Elevator service	8,548.69
10202935	28/08/2025	Carringtons Traffic Services	Traffic mgmt	8,501.41
16450552	7/08/2025	State Wide Turf Services	Double Pass Verti Draining	8,470.00
16450552	7/08/2025	Aquamonix	Service charge	8,176.30
16450552	7/08/2025	Kleenit	Pressure Cleaning - various	7,895.10
11551457	14/08/2025	Bunyip Contracting Pty Ltd	Landscape maintenance - various	7,858.68
11551457	14/08/2025	CYBERCX PTY LTD	Network Test	7,700.00
13364443	21/08/2025	Environmental Industries Pty Ltd	Footpaths and Kerbs Weed Treatment	7,668.54
11551457	14/08/2025	AGS Metalwork	Cages maintenance	7,590.00
13364443	21/08/2025	StrataGreen	Supplies	7,452.50
10202935	28/08/2025	Mastec Australia Pty Ltd	Bin supplies	7,372.10
16450552	7/08/2025	FORTIS SECURITY PTY LTD	Internet security system subscription	7,254.38
11551457	14/08/2025	Ron Back	Long Term Financial Plan	7,216.00
10202935	28/08/2025	Greenway Turf Solutions Pty Ltd	Turf maintenance	7,154.95
11551457	14/08/2025	AFGRI Equipment Australia Pty Ltd	Plant maintenance	6,964.05
13364443	21/08/2025	Janissen Electrics	Electrical services	6,953.21
13364443	21/08/2025	The Brand Agency	Website support and maintenance	6,732.00
11551457	14/08/2025	Swift Flow Pty Ltd	Plumbing services	6,583.90
13364443	21/08/2025	MP Rogers & Associates Pty Ltd	Engineering services	6,564.69
11551457	14/08/2025	Australian HVAC Services	Electrical services	6,479.08
16450552	7/08/2025	Technology One Ltd	AMS Program	6,213.14
13305964	12/08/2025	Bunyip Contracting Pty Ltd	Landscape maintenance - various	6,160.00
11551457	14/08/2025	ChoiceOne	Contract Staff	6,069.63
16450552	7/08/2025	Robert Walters	Contract Staff	6,009.52
11551457	14/08/2025	McLeods Lawyers	Legal services	5,974.32
10202935	28/08/2025	Wattleup Tractors	Workshop supplies	5,949.42
11551457	14/08/2025	PEAP CONTRACTORS PTY LTD	Electrical services	5,894.00
10202935	28/08/2025	Integrated Power	Light fittings	5,835.72
13364443	21/08/2025	Total Eden	Retic parts/repairs	5,717.56
16450552	7/08/2025	Cleanflow Environmental Solutions	Conduit maintenance - various	5,689.20
13364443	21/08/2025	Cleanflow Environmental Solutions	Conduit maintenance - various	5,359.20
11551457	14/08/2025	FETCH PRINT PTY LTD	Printing services - various	5,335.00
11551457	14/08/2025	South Perth Bowling Club	South Perth Bowling parking	5,278.09
13364443	21/08/2025	MMM WA Pty Ltd	Engineering works - various	5,222.04
11551457	14/08/2025	Allied Security Australia	Security services	5,212.98
13305964	12/08/2025	Rain Bird Australia Pty Ltd	Weather station plan	5,182.10
10202935	28/08/2025	Living Turf	Turf maintenance supplies	5,137.00
10202935	28/08/2025	Crayon	Microsoft Azure plan	5,061.42
11551457	14/08/2025	Matthew Allen	Choir performance	5,000.00
10202935	28/08/2025	City of South Perth Historical Society	Funds for Wattle day	5,000.00
10202935	28/08/2025	TPG Network Pty Ltd	Data Charges	4,763.00
11551457	14/08/2025	Great Southern Fuel Supplies	Fuel	4,553.40
10202935	28/08/2025	Bolinda Digital Pty Ltd	Library services	4,499.99
16450552	7/08/2025	MAXEY PLUMBING PTY LTD	Pump station service	4,455.77
10202935	28/08/2025	RTV Computers Pty Ltd	IT Supplies	4,202.00
0821294	26/08/2025	Easi Salary	Novated Leases	4,110.35
16450552	7/08/2025	Engineering Technology Consultants	Consultancy services	4,059.00
10000788	18/08/2025	Easi Salary	Novated Leases	4,024.50
13364443	21/08/2025	JBA Surveys	Survey works	3,960.00
13364443	21/08/2025	C & T Reticulation	Retic repairs	3,921.50
10202935	28/08/2025	Lochness Landscape Services	Landscape maintenance	3,850.00

Reference	Date	Payee	Description	Amount (\$)
11551457	14/08/2025	Synergy	Electricity usage	3,812.84
16450552	7/08/2025	Kyocera	Photocopier charges	3,807.82
10202935	28/08/2025	ArborCarbon Pty Ltd	Subscription fees	3,795.00
10202935	28/08/2025	Goodchild Enterprises	Batteries	3,731.20
13364443	21/08/2025	McLeods Lawyers	Legal services	3,725.92
13305964	12/08/2025	Wall To Wall Carpets	Collins St Centre - Upstairs Carpet	3,700.00
10202935	28/08/2025	AE Hoskins Building Services	Electrical services	3,632.31
10202935	28/08/2025	Cosign WA Pty Ltd	Signage	3,604.70
16450552	7/08/2025	ChoiceOne	Contract Staff	3,551.11
13364443	21/08/2025	Urban Development Institute of Aust (WA)	Membership subscription	3,523.00
10202935	28/08/2025	McLeods Lawyers	Legal services	3,458.07
10202935	28/08/2025	StrataGreen	Supplies	3,443.00
13364443	21/08/2025	Australian HVAC Services	Electrical services	3,321.21
13364443	21/08/2025	Green Skills	Weed control	3,258.98
13364443	21/08/2025	Veritone Australia	Licence renewal Aug25-Jul26	3,199.19
13364443	21/08/2025	Cascada Group	Drainage structure supply	3,137.20
10202935	28/08/2025	WC Convenience Management Pty Ltd	Maintenance & Cleaning	3,091.48
11551457	14/08/2025	Hydroquip Pumps and Irrigation Pty Ltd	Irrigation repairs	3,008.89
10202935	28/08/2025	ChoiceOne	Contract Staff	3,002.76
16450552	7/08/2025	Chamonix Higginson	Live Art Studio	3,000.00
10202935	28/08/2025	Alinta	Gas usage	2,997.35
10202935	28/08/2025	Direct Trades Supply Pty Ltd	Fence supplies	2,953.30
13364443	21/08/2025	Axiis Contracting Pty Ltd	Pathway repairs and maintenance	2,943.05
10202935	28/08/2025	G.M.Millane & Co	Supply of PVC Tarp	2,805.00
13364443	21/08/2025	Alcolizer Technology	Online training	2,802.69
10202935	28/08/2025	Emerge Environmental Services Pty Ltd	Stormwater mgmt planning	2,800.88
11551457	14/08/2025	Paperscout	Publishing services	2,772.00
11551457	14/08/2025	Creative Culture Lea Taylor	Evolve Live Art Studio 2	2,764.65
11551457	14/08/2025	Intercoat-Surface Protection Solutions Pty Ltd	ACF - Flooring Repairs to indoor kennels	2,667.50
13364443	21/08/2025	Kleenit	Pressure Cleaning - various	2,661.96
10202935	28/08/2025	Allflow Industrial Australia Pty Ltd	Service charge	2,658.92
11551457	14/08/2025	AE Hoskins Building Services	Structure maintenance	2,645.85
13364443	21/08/2025	Techworks Plumbing	Plumbing services	2,639.26
16450552	7/08/2025	Cameron Chisholm & Nicol (WA) Pty Ltd	Design Review Panel	2,558.07
10202935	28/08/2025	Cleanaway Co	Waste services	2,509.21
11551457	14/08/2025	Como Panel And Paint	Car repairs	2,488.23
13364443	21/08/2025	SJR Civil Consulting Pty Ltd	Road rehab plan	2,464.00
11551457	14/08/2025	Tyke Electrical	Bore maintenance	2,460.15
11551457	14/08/2025	Blackwoods	Plant supplies	2,431.91
10202935	28/08/2025	Robert Walters	Contract staff	2,403.81
11551457	14/08/2025	Fresh Catering and Events	Workshop catering	2,400.75
13364443	21/08/2025	State Wide Turf Services	Turf services	2,387.00
11551457	14/08/2025	Water2Water Pty Ltd	Water services	2,371.72
16450552	7/08/2025	Janissen Electrics	Electrical Services	2,354.68
13305964	12/08/2025	Burson Automotive Pty Ltd	Auto parts	2,284.25
16450552	7/08/2025	Swift Flow Pty Ltd	Plumbing services - annual septic tank	2,282.50
10202935	28/08/2025	T-Quip	Fleet supplies	2,276.70
16450552	7/08/2025	SMWC Willcock & Copping	Consultant Fees	2,244.00
13305964	12/08/2025	C & T Reticulation	Reticulation repairs	2,216.50
10202935	28/08/2025	Baileys Fertilisers	Nursery supplies	2,170.38
13364443	21/08/2025	Bunnings Building Supplies P/L	Supplies	2,126.98
13364443	21/08/2025	Fulton Hogan Industries Pty Ltd	Supplies	2,112.00
13305964	12/08/2025	ABORIGINAL LAND CARE (NGALA BOODJA) PTY LTD	Landscape maintenance - various	2,021.25
10202935	28/08/2025	Imperial Glass	Glass Repairs	1,997.27
13305964	12/08/2025	GHD Pty Ltd	Contaminated Site Audit	1,993.20
11551457	14/08/2025	T-Quip	Fleet supplies	1,992.74
10202935	28/08/2025	Drop Media Creative	Evolve-photography	1,985.50
13364443	21/08/2025	Zac Armistead	Spydus consulting	1,950.00
13364443	21/08/2025	Froster Engineering	Aircond maintenance	1,936.00
10202935	28/08/2025	Froster Engineering	GBLC EVAP Design	1,936.00
13364443	21/08/2025	Department Of Transport-Vehicle Search fees	Vehicle search fees	1,927.80
13305964	12/08/2025	Fresh Catering and Events	Council meeting catering	1,787.50
13364443	21/08/2025	Tyrecycle Pty Ltd	Tyres	1,765.26
16450552	7/08/2025	Surveytech	Video Survey	1,760.00
13305964	12/08/2025	People Sense Pty Ltd	Employee counselling	1,750.57
13364443	21/08/2025	Fresh Catering and Events	Catering services	1,735.80
13364443	21/08/2025	Living Turf	Turf maintenance supplies	1,704.82
13305964	12/08/2025	Seek Limited	Vacancy advertisement	1,701.92
13364443	21/08/2025	WA Rangers Association	Conference charges	1,700.00
13364443	21/08/2025	Daisy Hill Flowers	Floral workshop-Evolve	1,670.00
11551457	14/08/2025	Precise Air Group Pty Ltd	Aircond maintenance	1,669.25
11551457	14/08/2025	Taman Diamond Tools & Machinery	Tools	1,656.56
16450552	7/08/2025	S.P.A. Management Consulting	Team management coaching	1,650.00
10202935	28/08/2025	SMWC Willcock & Copping	Professional services	1,650.00

Reference	Date	Payee	Description	Amount (\$)
11551457	14/08/2025	Fully Promoted Perth CBD T/A EmbroidMe Perth CBD	Employee clothing	1,640.99
13364443	21/08/2025	Envirocare Systems	Waterless urinal service charge	1,630.83
10202935	28/08/2025	Green Skills	Contract Staff	1,629.49
13364443	21/08/2025	FETCH PRINT PTY LTD	Printing services - various	1,628.00
11551457	14/08/2025	Kleenit	Pressure Cleaning - various	1,606.00
10202935	28/08/2025	Fresh Catering and Events	Catering	1,606.00
11551457	14/08/2025	Eastern Metropolitan Regional Council	Mattress Disposal	1,584.00
11551457	14/08/2025	Cleanflow Environmental Solutions	Conduit maintenance - various	1,557.60
13364443	21/08/2025	Allied Security Australia	Security services	1,521.43
13364443	21/08/2025	LGISWA	Insurance claim	1,500.00
13305964	12/08/2025	Swift Flow Pty Ltd	Plumbing services	1,453.54
13305964	12/08/2025	Kevrek Australia Pty Ltd	Crane Service	1,452.00
13364443	21/08/2025	OBAN Group Pty Ltd	Works at CPGC	1,442.58
11551457	14/08/2025	West-Sure Group Pty Ltd	Cash collection services	1,433.83
11551457	14/08/2025	Acurix Networks	IT & Internet Data Services	1,433.30
10202935	28/08/2025	Eastern Metropolitan Regional Council	Mattress Recycle	1,408.00
11551457	14/08/2025	Time Critical CPR & First Aid	First aid course	1,400.00
13364443	21/08/2025	Action Glass Pty Ltd	Replace damaged door	1,395.90
10202935	28/08/2025	Western Power	Design Fee - George Burnett Park	1,320.00
10202935	28/08/2025	Bicycle Network Victoria	Super Tuesday sites	1,320.00
11551457	14/08/2025	Reach Her Inc	Cooking demonstration	1,300.00
13364443	21/08/2025	Connect Call Centre Services	After Hours Call Service	1,288.43
13364443	21/08/2025	Total Green Recycling	E-Waste Recycling	1,282.27
13364443	21/08/2025	Eastern Metropolitan Regional Council	Mattress Recycle	1,232.00
13305964	12/08/2025	West to West Carpentry Services Pty Ltd	Roof services - Bill Grayden Pav	1,214.40
13305964	12/08/2025	Instant Windscreens	Windscreen repairs	1,213.00
10202935	28/08/2025	Aussie Broadband	Optic Fibre services	1,208.90
13305964	12/08/2025	ChoiceOne	Contract staff	1,201.10
10202935	28/08/2025	People Sense Pty Ltd	Annual mgmt fee 7/25-6/26	1,190.20
13364443	21/08/2025	Exbo Signage & Print	Stickers/tags	1,149.50
13364443	21/08/2025	Totally Workwear - Belmont	Workwear	1,129.16
10202935	28/08/2025	WA Rangers Association	Awards dinner	1,120.00
10202935	28/08/2025	Djoona Pty Ltd	Staff training	1,100.00
10202935	28/08/2025	Imagesource Digital Solutions	Printing services - various	1,086.80
10202935	28/08/2025	NRP Electrical Services	Electrical services	1,078.00
11551457	14/08/2025	Fish Apple	Box Gallery Commission	1,050.00
10202935	28/08/2025	Nick Cook	Consulting works	1,050.00
13364443	21/08/2025	Sonic HealthPlus Pty Ltd	Staff medicals	1,041.70
13364443	21/08/2025	Cat Haven	Animal welfare	1,040.00
10202935	28/08/2025	Como Panel And Paint	Car Repairs	1,000.00
10202935	28/08/2025	Family Pet Care Pty Ltd	Animal Welfare	1,000.00
10202935	28/08/2025	Lawrinson Literary Services	Book week	1,000.00
10202935	28/08/2025	Town Of Victoria Park	Support services	982.97
11551457	14/08/2025	WA Limestone Co	Building supplies	953.81
13364443	21/08/2025	Djinda Kaal Dreaming	Evolve workshop 2025	950.00
13364443	21/08/2025	David Ledger Artist	Workshop-Evolve	950.00
13364443	21/08/2025	Alinta	Gas usage	947.00
10202935	28/08/2025	Cadgroup Australia Pty Ltd	Subscription fee	932.71
11551457	14/08/2025	Bunnings Building Supplies P/L	Building supplies	931.11
11551457	14/08/2025	AquamoniX	Flow meter calibration	911.90
13364443	21/08/2025	Tyke Electrical	Electrical services	904.75
10202935	28/08/2025	Kelyn Training Services	Staff training services	900.00
16450552	7/08/2025	Freo Fire Maintenance Services Pty Ltd	Service & Maintenance	884.13
11551457	14/08/2025	Richgro Garden Products	Landscape maintenance	863.50
10202935	28/08/2025	WINC Australia Pty Ltd	Office supplies	835.46
13305964	12/08/2025	Catch Create	Photography services	825.00
10202935	28/08/2025	Parks & Leisure Australia	Membership renewal fees	825.00
10202935	28/08/2025	JBA Surveys	Linemarking survey	825.00
16450552	7/08/2025	Go Doors	Sensors Intallation	786.50
10202935	28/08/2025	Complete Office Supplies Pty Ltd	Office supplies	730.75
13364443	21/08/2025	Old Mill Theatre Inc	Evolve concert-Beverage supplies	716.00
13364443	21/08/2025	Bina Liona Butcher-Monsees	Evolve workshop	710.00
11551457	14/08/2025	Total Green Recycling	E-waste recycling	703.76
13305964	12/08/2025	Allied Security Australia	Security services	702.18
10202935	28/08/2025	Kristy Nita Brown	Book week workshops	700.00
16450552	7/08/2025	StrataGreen	Garden supplies	695.79
13364443	21/08/2025	Plant Assessor	Membership subscription	660.00
11551457	14/08/2025	The Lucky Charm Karawara	Stationery and consumables	651.32
10202935	28/08/2025	Fionna Cosgrove	Book week	650.00
13364443	21/08/2025	VCM - Vending Coffee Machines	Coffee machine supplies	646.00
13364443	21/08/2025	Complete Office Supplies Pty Ltd	Office supplies	619.84
10202935	28/08/2025	Cleanaway	Waste education session	616.00
13364443	21/08/2025	WINC Australia Pty Ltd	Stationeries	610.38
10202935	28/08/2025	Totally Workwear - Belmont	Workwear	609.85

Reference	Date	Payee	Description	Amount (\$)
10202935	28/08/2025	Open Hands Creative	Drawing workshop	600.00
13364443	21/08/2025	AAAC Towing Pty Ltd	Towing services	583.00
13364443	21/08/2025	Focus Consulting WA Pty Ltd	Consultancy services	550.00
10202935	28/08/2025	Swan Towing Service	Towing services	528.00
10202935	28/08/2025	Owl Eyes Childcare Services	Babysitting services	525.00
11551457	14/08/2025	Greenlife Industry Australia Ltd.	Landscaping	522.50
10202935	28/08/2025	JTAGZ Pty Ltd	Registration Tags	518.38
11551457	14/08/2025	WINC Australia Pty Ltd	Staff Amenities	518.33
11551457	14/08/2025	Cr Brender-A-Brandis	Mileage reimbursement	511.96
13364443	21/08/2025	Aquotix Aquariums	Aquarium maintenance	500.50
13364443	21/08/2025	LG Professionals Australia WA	Workshop	500.00
13364443	21/08/2025	Robert's Tilt Tray & Hiab Service	Container relocation	495.00
16450552	7/08/2025	J Gourdis Landscapes	Park maintenance	480.00
10202935	28/08/2025	Expresscard Service	Library supplies	462.00
11551457	14/08/2025	Signarama Burswood & Perth CBD	Digital Print	459.80
16450552	7/08/2025	Parker Black & Forrest Pty Ltd	Key supplies	458.70
10202935	28/08/2025	Battery World Welshpool	Batteries	453.24
10202935	28/08/2025	Boral Construction Materials Group Ltd	Cement	446.58
13305964	12/08/2025	FETCH PRINT PTY LTD	Printing services - various	440.00
11551457	14/08/2025	UCI	Office maintenance	440.00
11551457	14/08/2025	Mardaa Pty Ltd	Employee clothing	440.00
10202935	28/08/2025	Abco Products	Supplies	438.90
13364443	21/08/2025	Richgro Garden Products	Nursery supplies	434.50
13364443	21/08/2025	SEM Distribution	Newspaper	425.80
13305964	12/08/2025	Corsign WA Pty Ltd	Parking signs	425.70
13364443	21/08/2025	WA Hino Sales & Service	Car service	425.05
10202935	28/08/2025	Preston Street IGA	Catering	425.00
16450552	7/08/2025	TenderLink.Com	Public Tender	424.60
11551457	14/08/2025	P&M Automotive Equipment	Hoist Inspection	423.50
13364443	21/08/2025	Bidfood Perth	Staff Amenities	419.77
10202935	28/08/2025	Optus MS Teams	Phone charges	404.56
13305964	12/08/2025	Origami Perth	Origami and Cultural workshop	400.00
11551457	14/08/2025	Old Mill Theatre Inc	Event performance fee	400.00
13364443	21/08/2025	City of Belmont	Animal Welfare BE794D	399.00
10202935	28/08/2025	Waterlogic Australia Pty Ltd	Water services	385.21
13364443	21/08/2025	Tranen Revegetation Systems	Trees stock	385.00
13364443	21/08/2025	Harvey Fresh	Milk Supplies	384.43
13364443	21/08/2025	T-Quip	Fleet equipment	375.25
11551457	14/08/2025	Fitzgerald Photo Imaging	Printing services	374.00
13305964	12/08/2025	City of Belmont	Animal welfare B791D	372.00
11551457	14/08/2025	Workpower Inc	Fridge maintenance	367.68
11551457	14/08/2025	Fruit N Vegies R Us	Fruit Baskets	360.00
13364443	21/08/2025	Fruit N Vegies R Us	8 x Fruit baskets	360.00
13364443	21/08/2025	Amaru Zachariassen	Sound works	360.00
16450552	7/08/2025	CTIS Pty Ltd	Cash Collection July 25	358.51
16450552	7/08/2025	Department of Water and Environmental Regulations	Annual Licence fee	343.79
16450552	7/08/2025	Sonic HealthPlus Pty Ltd	Staff Medicals	334.40
10202935	28/08/2025	Sonic HealthPlus Pty Ltd	Staff medicals	334.40
16450552	7/08/2025	Bunnings Building Supplies P/L	Supplies	331.66
13305964	12/08/2025	Kleenit	Pressure Cleaning - various	330.00
13305964	12/08/2025	Yalkarang Consulting	Children activities	330.00
13364443	21/08/2025	Down Under Stump Grinding	Landscape maintenance	330.00
16450552	7/08/2025	Omnicom Media Group Australia Pty Ltd	Public Notices	329.47
11551457	14/08/2025	Parkland Mazda	Fleet plant	328.26
10202935	28/08/2025	Blackwoods	Supplies	312.43
1000788	18/08/2025	Local Govt Racecourses & Cemeteries Emp Union	Union LGRCEU	312.00
0821294	26/08/2025	Local Govt Racecourses & Cemeteries Emp Union	Union LGRCEU	312.00
10202935	28/08/2025	Bunnings Building Supplies P/L	Supplies	310.01
10202935	28/08/2025	Occuhealth Pty Ltd	Asbestos Sampling & Analysis	302.50
11551457	14/08/2025	Totally Workwear - Belmont	Employee uniform	301.42
11551457	14/08/2025	Imagesource Digital Solutions	Printing services - various	297.00
10202935	28/08/2025	Landgate	Title searches	260.80
13364443	21/08/2025	Scott Printers Pty Ltd	Business cards	286.00
13364443	21/08/2025	Landgate	Online Shop	284.40
10202935	28/08/2025	Parker Black & Forrest Pty Ltd	Locksmith service	283.25
10202935	28/08/2025	Total Green Recycling	E-Waste Recycling	282.99
10202935	28/08/2025	BFX FURNITURE PTY LTD	Library supplies	279.00
11551457	14/08/2025	AAAC Towing Pty Ltd	Towing services	278.30
10202935	28/08/2025	Jackson McDonald Lawyers	Legal services	277.20
10202935	28/08/2025	Bidfood Perth	Council Chamber supplies	276.89
11551457	14/08/2025	Westbooks	Books	275.42
10202935	28/08/2025	Sports Turf Association (WA) Inc.	Membership fees	275.00
10202935	28/08/2025	Fully Promoted Perth CBD T/A EmbroidMe Perth CBD	Workwear	274.07
10202935	28/08/2025	Department Of Planning Lands and Heritage	DAP Fees	271.00

Sub Total	3.851.629.73
-----------	--------------

Reference	Date	Payee	Description	Amount (\$)
				0.00

Sub Total	0.00
-----------	------

Reference	Date	Payee	Description	Amount (\$)
Non Creditor EFT Payments				
Reference	Date	Payee	Description	Amount (\$)
10202935	28/08/2025	The Artists Foundation of WA	Community Funding Grant	5,500.00
16450552	7/08/2025	Self Made Girls Incorporated	Community Funding Grant	3,500.00
13364443	21/08/2025	Rupjing Wang	RRAB [REDACTED]	3,000.00
16450552	7/08/2025	101 Residential Pty	RRAB Refund 33B Cale Street	2,200.00
13364443	21/08/2025	WA Fibreglass Pools	RRAB-129 Brandon St	2,200.00
13364443	21/08/2025	Chanelle Casserly	RRAB [REDACTED]	2,200.00
13364443	21/08/2025	Helen Smith	Honorarium payment-Old Mill	1,500.00
13305964	12/08/2025	Paul Hewitt	Strata Certificate refund	721.00
13364443	21/08/2025	Shelter WA	Refund hall/swipe card bond	620.00
13364443	21/08/2025	Elizabeth Lim	Individual Grant	300.00
13364443	21/08/2025	Shihan Tan	Individual Grant	300.00
11551457	14/08/2025	Arun Mahendranathan	DA Fee [REDACTED]	295.00
10202935	28/08/2025	Dianne Back	DA Fee - PDDA [REDACTED]	294.00
11551457	14/08/2025	Olivia Raison	Home Safety and Security Equipment	250.00
11551457	14/08/2025	Kyla Van Der Klauw	Home Safety and Security Equipment	250.00
13364443	21/08/2025	Nathanael Sasongko	Home Safety & Security Equipment	250.00
13364443	21/08/2025	Joss Taylor	Home Safety & Security Equipment	250.00
10202935	28/08/2025	Isabella Di Chiera	Home Safety & Security Equipment	250.00
10202935	28/08/2025	Guy WW Maddison	Home Safety & Security Equipment	250.00
10202935	28/08/2025	Nicole Heffernan	Home Safety & Security Equipment	250.00
11551457	14/08/2025	Ms Alvina Chong	Hall Hire Refund GBLC	220.00
10202935	28/08/2025	Danelle Marshall	Individual Grant	200.00
10202935	28/08/2025	Ebony St Quintin	Individual Grant	200.00
10202935	28/08/2025	Philip Hulbert	Individual Grant	200.00
10202935	28/08/2025	Ms Shiming Kuang	Individual Grant	200.00
10202935	28/08/2025	Aarnav Pavan	Individual Grant	200.00
13305964	12/08/2025	Zoe Bodycoat	Home Safety Equipment and Security	198.00
16450552	7/08/2025	Jade Fathers	Morning Tea	150.00
10202935	28/08/2025	Bruce Broadbent & Gwenda Hogg	Refund for plant purchase [REDACTED]	129.67
Sub Total				26,077.67

Non Creditor CHQ Payments

Reference	Date	Payee	Description	Amount (\$)
				0.00
Sub Total				0.00

Excluding: Voided Payments:

Reference	Date	Payee	Description	Amount (\$)
				0.00
Total Cancelled EFT				0.00

Excluding: Cancelled Cheques

Reference	Date	Payee	Description	Amount (\$)
				0.00
Total Cancelled Cheques				0.00

Credit Card Transactions

Reference	Date	Payee	Description	Amount (\$)
PC00001696	7/07/2025	SEC*City of South Pert South Perth WA	DA Permit - Neil McDougall Park Public Toilet	2,985.00
PC00001696	25/07/2025	WATER CORPORATION BALCATT	Inspection & Trade waste discharge Fee - Coode	2,068.70
PC00001736	31/07/2025	HARVEY NORMAN COMMER OSBORNE PARKWA	Washing machine ACF	1,567.50
PC00001612	2/07/2025	COLES 0296 Angelo Stree06	Employee recognition awards	1,250.00
PC00001612	2/07/2025	COLES 0296 Angelo Stree06	Employee recognition awards	1,150.00
PC00001723	31/07/2025	LOCAL GOVERNEMENT MANA MT HAWTHORN	Community Development Conference	1,120.00
PC00001732	22/07/2025	Intuit Mailchimp Sydney AUS	Mailchimp subscription	1,063.23
PC00001699	16/07/2025	TEREX GENIE DARRA AUS	Scissor Lift Annual Service	875.84
PC00001698	31/07/2025	MULE ENGINEERING PTY MADDINGTON WA	Waste truck tail lift plug-in remote	848.54
PC00001701	21/07/2025	VIRGIN AU BRISBANE	Travel for conference	782.81
PC00001733	8/07/2025	DMIRS EAST PERTH EAST PERTH	Registration for Alecia Balkin for Technician Level	701.00
PC00001701	17/07/2025	Tickets*2025 SPUN BELROSE AUS	Conference booking	540.00
PC00001696	7/07/2025	SP ELITE OFFICE FURNIT BANKSTOWN NSW	Office furniture	535.00
PC00001706	11/07/2025	THE KARALEE ON PREST COMO WA	Team building	462.00
PC00001706	14/07/2025	Quarter Acre Hotel Applecross WA	Team building.	402.38
PC00001704	17/07/2025	SQ *PICKLEBALL SUPERST Norman Park QL	GBLC Sports Hall Replacement Equipment	345.00
PC00001732	21/07/2025	SKED SOCIAL MELBOURNE VIC	Sked Subscription	343.75
PC00001738	14/07/2025	SP CBCA MERCHANDISE SOUTH BRISBAQLD	Book Week event resources	342.18
PC00001702	14/07/2025	BCF MYAREE MYAREE WA	Leaving gift senior employee	300.00
PC00001614	1/07/2025	BUNNINGS GROUP LTD HAWTHORN EAS	Library Greenery Project Supplies	287.22
PC00001738	23/07/2025	WWW.VEVOR.COM.AU MELBOURNE VIC	Event catering equipment	284.99
PC00001703	14/07/2025	INVOICE / RECEIPT FREMANTLE WA	ArtSource annual membership	275.00

Reference	Date	Payee	Description	Amount (\$)
PC00001738	30/07/2025	Woolworths Online BELLA VISTA NS	Volunteer thank you gifts	252.00
PC00001725	30/07/2025	1PASSWORD TORONTO ON	Licenses for additional users.	237.26
PC00001696	18/07/2025	SEC*City of South Pert South Perth WA	Building Permit Fee & Levy BDBPCERT-2025/1851	233.30
PC00001703	28/07/2025	OUR RUBY GIRL Como WA	Catering Evolve 26/07/25 Candle workshop	231.19
PC00001732	21/07/2025	REDBOOTH AUBURN CA	Redbooth subscription	220.91
PC00001732	11/07/2025	STK*Shutterstock 8666633954 NY	Shutterstock subscription	218.90
PC00001700	7/07/2025	BUNNINGS 317000 MELVILLE	Consumables for Waste Office	217.76
PC00001734	31/07/2025	TOTALLY WORKWEAR MYARE MYAREE WA	Workwear	195.00
PC00001722	9/07/2025	BOFFINS BOOKSHOP PTY L PERTH WA	Lightning Loans books	163.74
PC00001738	7/07/2025	Twinkl 17270673 Sheffield GBR	Literacy resources - subscription renewal	161.88
PC00001738	14/07/2025	SPOTLIGHT PTY LTD STH MELBOURNAUS	Book Week event materials	160.00
PC00001732	23/07/2025	SQ *SONDER COFFEE Victoria ParWA	Morning tea for Information Systems	158.00
PC00001702	4/07/2025	HALO ESPRESSO SOUTH PERTH WA	Walking challenge prizes	151.50
PC00001704	11/07/2025	Dominos Estore Karawar dominos.com.AUS	GBLC Staff Meeting - Catering	146.69
PC00001702	3/07/2025	ANGELO STREET MARKET South Perth WA	Walking challenge prizes	120.96
PC00001696	11/07/2025	STRATCO WA PTY LTD CANNING VALE	Flashing for water ingress	120.05
PC00001615	2/07/2025	THE FLOWER HOUND FREMANTLE	Staff gift sympathies	113.00
PC00001704	15/07/2025	COLES 0356COLES 0356 KARAWARA 06	GBLC School Holiday Program Operations	106.47
PC00001696	14/07/2025	STRATCO WA PTY LTD CANNING VALE	Flashing for water ingress	105.75
PC00001704	8/07/2025	COLES 0356 KARAWARA 06	GBLC School Holiday Programs Operations	100.84
PC00001726	21/07/2025	GOOD GROCER L0031 SOUTH PERTH WA	2025 Evolve Kawaii Art Class Kids	99.00
PC00001732	31/07/2025	WANEWSDTI Osborne ParkWA	The West Australian Digital Subscription	96.00
PC00001738	25/07/2025	OFFICEWORKS Bentleigh EaVIC	Stationary for Library Book Clubs	93.84
PC00001726	21/07/2025	GOOD GROCER L0031 SOUTH PERTH WA	2025 Evolve catering Kawaii Art Class for kids	91.00
PC00001702	3/07/2025	COLES 0296 Angelo Stree06	Walking challenge prizes	90.00
PC00001706	10/07/2025	WALGA EVENTS WEST LEEDERVWA	Attendance at WALGA Planning Showcase	90.00
PC00001701	4/07/2025	WALDECKS MYAREE	Library greenery project supplies	85.49
PC00001732	23/07/2025	Como Beach Bakery COMO 06	Morning tea for Information Systems	78.16
PC00001707	22/07/2025	OFFICEWORKS Bentleigh EaVIC	Supplies for National Tree Day	69.45
PC00001732	14/07/2025	FIGMA SAN FRANCISCCA	Figma subscription	67.13
PC00001608	2/07/2025	LANDGATE MIDLAND	Compliance matter	65.20
PC00001723	3/07/2025	ZAPIER SERVICES MELBOURNE	Telstra Phone Bill June 2025 - Home Karawara	65.00
PC00001723	4/07/2025	SQ *SPLIT ON ANGELO Perth WA	Split on Angelo - Volunteering Meeting with Old Mill	63.00
PC00001738	22/07/2025	WOOLWORTHS 4313 INNALOO WA	Catering	60.45
PC00001723	17/07/2025	Coles Online Hawthorn EasWA	Coles - SPYN tree planting morning tea	60.00
PC00001731	10/07/2025	Coles Online Hawthorn EasWA	Coles - SPYN Tree Planting	59.60
PC00001723	23/07/2025	PRESTON STREET IGA COMO WA	Staff farewell morning tea	58.84
PC00001724	31/07/2025	Dominos Estore Victori dominos.com.AUS	Dominos - SPYN Meeting Dinner	58.00
PC00001697	17/07/2025	LSP*Henry Ms Manning AUS	Microbio food samples - laboratory analysis	54.25
PC00001732	23/07/2025	ZAPIER.COM/CHARGE SAN FRANCISCCA	Zapier subscription	51.47
PC00001706	14/07/2025	Quarter Acre Hotel Applecross WA	Team building	49.44
PC00001731	17/07/2025	OUR RUBY GIRL Como WA	Our Ruby Girl - SPYN Tree Planting Volunteers	41.88
PC00001705	21/07/2025	APR*partyrama Reynella SO	Science week space bookmarks and stickers	40.92
PC00001732	24/07/2025	PRESTON STREET IGA COMO WA	Morning tea for Information Systems	40.49
PC00001609	2/07/2025	iStock.com INTERNET	iStock - Old Mill Signage Project	39.60
PC00001725	31/07/2025	1PASSWORD TORONTO ON	License for password mgt additional user	39.22
PC00001738	29/07/2025	KMART Mulgrave VIC	Volunteer gifts - SPYWA	38.00
PC00001697	10/07/2025	SQ *GOGO'S MCH South Perth WA	Microbio food samples - laboratory analysis	36.00
PC00001707	11/07/2025	SOUTH PERTH 7 DAY CH SOUTH PERTH WA	Medication for animal	32.95
PC00001728	18/07/2025	LANDGATE MIDLAND	Title search for development compliance case	32.60
PC00001705	24/07/2025	AMAZON AU MARKETPLACE SYDNEY	Science week science games	31.00
PC00001702	4/07/2025	COLES 0296 Angelo Stree06	Walking challenge prizes	30.00
PC00001738	16/07/2025	AMAZON AU MARKETPLACE SYDNEY	Library Book Club welcome gifts	27.97
PC00001724	31/07/2025	Dominos Estore Victori dominos.com.AUS	Dominos SPYN meeting dinner	24.60
PC00001704	23/07/2025	COLES 0356COLES 0356 KARAWARA 06	GBLC Staff Operations	24.50
PC00001738	15/07/2025	WOOLWORTHS 4366 DIANELLA WA	Catering	22.10
PC00001703	21/07/2025	COLES 0296COLES 0296 Angelo Stree06	2025 Evolve - workshop catering	21.32
PC00001727	10/07/2025	SQ *BROT BAKERY Manning WA	Brot - Volunteers - Tree Planting	21.13
PC00001611	1/07/2025	SP RODE MICROPHONES SIGNAL HILL CA	Microphone covers for lavalier mics	21.00
PC00001723	22/07/2025	POST COMO LPO COMO	Post Office - DV safe phones	20.75
PC00001703	16/07/2025	BUNNINGS 392000 EAST VICTORI	Tools for public art maintenance	19.96
PC00001704	25/07/2025	KMART 1162KMART 1162 BOORAGOON 06	GBLC Staff Operations	17.50
PC00001731	17/07/2025	COLES 0356COLES 0356 KARAWARA 06	Coles - SPYN Tree Planting	15.15
PC00001729	14/07/2025	Quarter Acre Hotel Applecross WA	Team Building	13.65
PC00001697	10/07/2025	SQ *GOGO'S MCH South Perth WA	Microbio food samples - laboratory analysis	11.50
PC00001725	30/07/2025	+INTNL TRANSACTION FEE	International transaction fee	5.93
PC00001732	21/07/2025	+INTNL TRANSACTION FEE	Redbooth International Transaction Fee	5.52
PC00001732	14/07/2025	+INTNL TRANSACTION FEE	Figma subscription international fee	1.68
PC00001725	31/07/2025	+INTNL TRANSACTION FEE	International transaction fee	0.98
PC00001614	2/07/2025	BUNNINGS GROUP LTD HAWTHORN EAS	Library Greenery Supplies Refund	-0.04
PC00001696	4/07/2025	SEC*City of South Pert South Perth WA	DA fee for WCG Refurbishment Project	-2,021.25
Total Credit Card Payments				22,107.27

Reference	Date	Payee	Description	Amount (\$)
Fleet Card Payments				
Reference	Date	Payee	Description	Amount (\$)
F209202	28/07/2025	KARAWARA (468) Diesel	1GMW781 Hino 300	156.44
F254784	2/07/2025	MOSMAN PARK (383) Unleaded (91 RON - E10)	1IJQ429 Toyota RAV4	100.21
F233532	30/07/2025	FREMANTLE (817) Unleaded (91 RON - E10)	1HMH370 Toyota RAV4	91.56
F247181	24/07/2025	CASUARINA (120) Unleaded (91 RON - E10)	1HZB419 Mazda CX5	90.10
F235379	30/06/2025	BICTON (850) Unleaded (91 RON - E10)	1HNY194 Toyota KLUGER	88.28
F235379	14/07/2025	MANJIMUP (024072) Unleaded (91 RON - E10)	1HNY194 Toyota KLUGER	85.83
F270827	4/07/2025	VICTORIA PARK EAST (930) Unleaded (91 RON - E10)	1IPW546 Toyota RAV4	81.64
F219658	26/07/2025	AMPOL FOODARY COCKBURN CE (006756) Unleaded	1GZK670 Toyota RAV4	79.46
F247181	19/07/2025	VICTORIA PARK EAST (433) Unleaded (91 RON - E10)	1HZB419 Mazda CX5	78.25
F223072	18/07/2025	BRENTWOOD (869) Unleaded (91 RON - E10)	1HCS579 CX5 GT	73.93
F248463	1/07/2025	AMPOL FOODARY STRATTON (026706) Premium DSL	1HZP020 D-Max	69.63
F219658	13/07/2025	MUCHEA (048460) Unleaded (91 RON - E10)	1GZK670 Toyota RAV4	69.58
F254784	23/07/2025	MOSMAN PARK (803) Unleaded (91 RON - E10)	1IJQ429 Toyota RAV4	67.83
F223073	13/07/2025	RAVENSWOOD (853) Unleaded (91 RON - E10)	1HCS580 CX5 GT	66.33
F254784	16/07/2025	MOSMAN PARK (668) Unleaded (91 RON - E10)	1IJQ429 Toyota RAV4	62.70
F223073	19/07/2025	MANDURAH (016277) Unleaded (91 RON - E10)	1HCS580 CX5 GT	58.18
F270827	25/07/2025	SOUTH PERTH (955) Unleaded (91 RON - E10)	1IPW546 Toyota RAV4	56.93
F223073	5/07/2025	MANDURAH (015662) Unleaded (91 RON - E10)	1HCS580 CX5 GT	56.23
F219658	11/07/2025	AMPOL FOODARY COCKBURN CE (004922) Unleaded	1GZK670 Toyota RAV4	56.11
F223072	6/07/2025	DUNCRAIG (311) Unleaded (91 RON - E10)	1HCS579 CX5 GT	51.78
F223073	25/07/2025	MANJIMUP (024599) Unleaded (91 RON - E10)	1HCS580 CX5 GT	50.72
F241092	24/07/2025	COMO (377) Unleaded (91 RON - E10)	1HSW934 Yaris Cross Hybrid GXL	49.36
F223073	8/07/2025	HALLS HEAD (005027) Unleaded (91 RON - E10)	1HCS580 CX5 GT	47.95
F223073	23/07/2025	MANDURAH (016435) Unleaded (91 RON - E10)	1HCS580 CX5 GT	44.82
F223073	15/07/2025	MANDURAH (016065) Unleaded (91 RON - E10)	1HCS580 CX5 GT	41.09
F223073	26/07/2025	RAVENSWOOD (371) Unleaded (91 RON - E10)	1HCS580 CX5 GT	40.68
F223072	28/07/2025	DUNCRAIG (636) Unleaded (91 RON - E10)	1HCS579 CX5 GT	34.18
F223073	1/07/2025	COMO (138) Unleaded (91 RON - E10)	1HCS580 CX5 GT	30.98
F247181	17/07/2025	SOUTH PERTH (691) Unleaded (91 RON - E10)	1HZB419 Mazda CX5	29.41
F254785	29/07/2025	SOUTH PERTH (029108) Clean and Detail	1IJQ428 Toyota Rav 4 Hybrid	18.00
Grand Total				1,928.19
Management Fee				268.55
Total Fleetcare				2,196.74

City of South Perth
Statement of Financial Position
31 August 2025

Details	31 August 2025	31 August 2024	Interim 30 June 2025
	\$	\$	\$
CURRENT ASSETS			
Cash & Cash Equivalents	80,120,639	103,214,515	77,101,202
Trade & Other Receivables	66,096,127	27,990,753	8,928,421
Other Current Assets	1,763,183	1,818,761	1,625,715
TOTAL CURRENT ASSETS	147,979,950	133,024,030	87,655,338
NON-CURRENT ASSETS			
Trade & Other Receivables	9,272,349	5,622,260	1,758,269
Investments (LGHT & RRC)	243,164	240,345	243,164
Property, Plant & Equipment	314,402,590	312,871,604	314,395,736
Infrastructure	478,922,729	481,394,101	480,490,097
Intangibles	38,744	116,127	44,326
TOTAL NON-CURRENT ASSETS	802,879,575	800,244,437	796,931,592
TOTAL ASSETS	950,859,525	933,268,466	884,586,930
CURRENT LIABILITIES			
Trade & Other Payables	14,841,431	14,176,260	6,887,628
Borrowings	2,810,553	3,399,754	3,486,139
Provisions	4,800,702	4,490,193	4,904,563
Grant Obligations	7,377,566	8,066,439	7,334,183
TOTAL CURRENT LIABILITIES	29,830,252	30,132,645	22,612,513
NON-CURRENT LIABILITIES			
Borrowings	2,995,071	5,805,624	3,124,214
Provisions	504,197	545,496	504,197
TOTAL NON-CURRENT LIABILITIES	3,499,268	6,351,121	3,628,411
TOTAL LIABILITIES	33,329,520	36,483,766	26,240,924
NET ASSETS	917,530,005	896,784,701	858,346,006
EQUITY			
Retained Surplus	151,886,793	151,778,963	143,670,242
Reserves - Cash Backed	54,518,364	45,496,658	54,045,446
Revaluation Surplus	651,940,850	652,657,613	651,940,850
Net Profit/Loss	59,183,999	46,851,466	8,689,469
TOTAL EQUITY	917,530,005	896,784,701	858,346,006

**City of South Perth
Statement of Change in Equity
31 August 2025**

	31 August 2025 \$	31 August 2024 \$	Interim 30 June 2025 \$
RESERVES			
Cash Backed			
Balance at beginning of reporting period	54,045,446	45,076,457	46,653,582
Aggregate transfers to Retained Earnings	(11,985)	(12,919)	(1,229,301)
Aggregate transfers from Retained Earnings	484,903	433,119	8,621,164
Balance at end of reporting period	<u>\$ 54,518,364</u>	<u>\$ 45,496,658</u>	<u>\$ 54,045,446</u>
Non - Cash Backed			
Asset Revaluation Reserve	651,940,850	652,657,613	651,940,850
Balance at end of reporting period	<u>\$ 651,940,850</u>	<u>\$ 652,657,613</u>	<u>\$ 651,940,850</u>
TOTAL RESERVES	<u>\$ 706,459,214</u>	<u>\$ 698,154,271</u>	<u>\$ 705,986,296</u>
RETAINED EARNINGS			
Balance at beginning of reporting period	152,359,711	152,199,164	151,059,423
Realised Revaluation Reserve	-	-	2,683
Change in Net Assets from Operations	59,183,999	46,851,466	8,689,469
Aggregate transfers to Reserves	(484,903)	(433,119)	(8,621,164)
Aggregate transfers from Reserves	11,985	12,919	1,229,301
Balance at end of reporting period	<u>\$ 211,070,792</u>	<u>\$ 198,630,430</u>	<u>\$ 152,359,711</u>
TOTAL EQUITY	<u>\$ 917,530,005</u>	<u>\$ 896,784,701</u>	<u>\$ 858,346,006</u>

City of South Perth
Statement of Financial Activity
31 August 2025

Original Budget 2025/26	Revised Budget 2025/26		YTD Revised Budget	YTD Actual	YTD Variance Revised Budget	Note	YTD % Variance Revised Budget
OPERATING ACTIVITIES							
Revenue from Operating Activities							
47,742,872	47,742,872	Rates revenue	47,675,367	47,671,053	(4,314)	U	0%
21,445,010	21,445,010	Fees and charges	11,682,993	11,693,581	10,588	F	0%
2,068,700	2,068,700	Grants, subsidies and contributions	68,429	227,163	158,734	F	232%
10,027,989	10,027,989	Service charges	10,027,989	10,040,240	12,251	F	0%
4,333,538	4,333,538	Interest revenue	649,641	648,885	(756)	U	0%
539,000	539,000	Other revenue	53,372	55,308	1,936	F	4%
86,157,109	86,157,109		70,157,791	70,336,230	178,439	F	0%
Expenditure from operating activities							
29,648,151	29,648,151	Employee expenses	4,722,280	4,690,797	31,483	F	1%
37,846,043	37,846,043	Materials and contracts	3,474,730	3,223,287	251,443	F	7%
2,096,000	2,096,000	Utility charges	322,669	336,615	(13,946)	U	-4%
724,500	724,500	Insurance expenses	362,988	350,518	12,470	F	3%
14,296,224	14,296,224	Depreciation and amortisation	2,424,835	2,419,736	5,099	F	0%
1,312,344	1,312,344	Other expenses	106,457	92,000	14,456	F	14%
231,401	231,401	Interest expenses	43,377	43,377	-		0%
86,154,663	86,154,663		11,457,336	11,156,331	301,005	F	3%
2,446	2,446	Net Operating Surplus/ (Deficit)	58,700,455	59,179,899	479,444	F	1%
Operating activities excluded from budgeted deficiency							
14,296,224	14,296,224	Depreciation excluded from operating activity	2,424,835	2,419,736	5,099	F	0%
(7,551,542)	(7,551,542)	Underground Power	(7,551,542)	(7,568,055)	(16,513)	U	0%
6,747,129	6,747,129	Amount attributable to Operating Activities	53,573,748	54,031,580	457,832	F	1%
INVESTING ACTIVITIES - INFLOWS / (OUTFLOWS)							
3,399,299	3,661,899	Capital grants, subsidies and contributions	7,305	4,100	(3,205)	U	-44%
399,720	399,720	Proceeds on Disposal of Assets	-	-	-		0%
(20,274,565)	(21,424,915)	Payments for purchase of property, plant & equipment	(740,040)	(534,557)	205,483	F	28%
(11,349,510)	(11,349,510)	Payments for construction of infrastructure	(358,333)	(319,082)	39,251	F	11%
(27,825,056)	(28,712,806)	Amount attributable to Investing Activities	(1,091,068)	(849,540)	241,529	F	22%
FINANCING ACTIVITIES - INFLOW / (OUTFLOWS)							
10,942,612	11,830,362	Transfers from cash backed reserves (restricted assets)	93,197	11,985	(81,212)	U	-87%
55,919	55,919	Proceeds from self supporting loans	13,118	13,118	0	F	0%
6,215,298	6,215,298	Underground Power	-	-	-		0%
(3,486,139)	(3,486,139)	Loan Principal Repayments	(804,728)	(804,728)	-		0%
(12,758,910)	(12,758,910)	Transfers to Reserves	(352,895)	(484,903)	(132,007)	U	-37%
-	-	Movement in Deferred Rates (Non-Current)	-	-	-		0%
12,500,000	12,500,000	Proceeds from New Borrowings	-	-	-		0%
13,468,780	14,356,530	Amount attributable to Financing Activities	(1,051,308)	(1,221,145)	(169,837)	U	-16%
MOVEMENT IN SURPLUS OR DEFICIT							
7,609,147	7,609,147	Surplus or deficit at the start of the financial year	7,609,147	16,053,027	8,443,880	F	111%
6,747,129	6,747,129	Amount attributable to operating activities	53,573,748	54,031,580	457,832	F	1%
(27,825,056)	(28,712,806)	Amount attributable to investing activities	(1,091,068)	(849,540)	241,529	F	22%
13,468,780	14,356,530	Amount attributable to financing activities	(1,051,308)	(1,221,145)	(169,837)	U	-16%
-	-	Surplus or deficit at the end of the period	59,040,519	68,013,922	8,973,403	F	15%

City of South Perth 2025/2026 Operating Revenue and Expenditure Budget Versus Actual

31-August-2025

Key Responsibility Area	YTD Revised Budget \$	YTD Actual \$	Variance \$	Var F/U	Var %	Revised Budget \$	Original Budget \$
REVENUE							
Corporate Services							
Governance							
Animal Care Facility	98,586	94,630	(3,956)	U	-4%	204,700	204,700
Fire Prevention	4,000	10,184	6,184	F	155%	5,900	5,900
Parking	469,833	405,247	(64,587)	U	-14%	2,732,500	2,732,500
Rangers	1,483	4,359	2,876	F	194%	8,900	8,900
Property Management - Commercial	78,000	60,121	(17,879)	U	-23%	312,000	312,000
Recoverable Costs	11,172	14,446	3,274	F	29%	130,000	130,000
Total Revenue - Governance	663,074	588,987	(74,088)	U	-11%	3,394,000	3,394,000
Finance							
Investment Activities	591,154	726,014	134,859	F	23%	4,760,134	4,760,134
Financial Services	200	880	680	F	340%	3,100	3,100
Rating Services	47,756,754	47,758,316	1,562	F	0%	48,809,072	48,809,072
Total Revenue - Finance	48,348,108	48,485,209	137,101	F	0%	53,572,306	53,572,306
People & Performance							
Human Resources	-	-	-		0%	2,300	2,300
Total Revenue - People & Performance	-	-	-			2,300	2,300
Corporate Services Total	49,011,183	49,074,195	63,013	F	0%	56,968,606	56,968,606
Development & Community Services							
Community, Culture & Recreation							
Community Projects	20,333	545	(19,788)	U	-97%	87,000	87,000
Community Events	5,000	4,100	(900)	U	-18%	54,000	54,000
Major Events	-	-	-		0%	15,000	15,000
Public Art	-	-	-		0%	6,000	6,000
Facility Hire	97,500	110,500	13,000	F	13%	585,000	585,000
Recreation Admin	66,200	63,864	(2,336)	U	-4%	184,700	184,700
George Burnett Leisure Centre Operations	53,000	60,746	7,746	F	15%	258,000	258,000
Total Revenue - Community, Culture & Recreation	242,033	239,755	(2,278)	U	-1%	1,189,700	1,189,700
Library Services							
Library Services	667	1,265	599	F	90%	4,000	4,000
Civic Centre Library	3,333	5,055	1,721	F	52%	20,000	20,000
Manning Library	1,450	2,054	604	F	42%	8,700	8,700
Old Mill	333	1,580	1,247	F	374%	2,000	2,000
Total Revenue - Library Services	5,783	9,954	4,171	F	72%	34,700	34,700
Development Services							
Planning Services	119,167	97,926	(21,241)	U	-18%	655,000	655,000
Building Services	70,467	89,747	19,281	F	27%	422,800	422,800
Pool Services	215,000	212,082	(2,918)	U	-1%	215,000	215,000
Health Services	-	-	-		0%	11,700	11,700
Preventative Services	20,833	10,711	(10,122)	U	-49%	125,000	125,000
Total Revenue - Development Services	425,467	410,466	(15,000)	U	-4%	1,429,500	1,429,500

Key Responsibility Area	YTD Revised Budget \$	YTD Actual \$	Variance \$	Var F/U	Var %	Revised Budget \$	Original Budget \$
Infrastructure							
Engineering							
Network Operations	2,911	1,080	(1,831)	U	-63%	130,600	130,600
Underground Power	10,027,989	10,040,240	12,251	F	0%	10,027,989	10,027,989
Roads and Drainage	38,111	64,158	26,047	F	68%	769,300	769,300
Total Revenue - Engineering	10,069,011	10,105,478	36,467	F	0%	10,927,889	10,927,889
Parks and Environment							
CPGC	843,368	870,790	27,422	F	3%	5,406,510	5,406,510
Park Operations	14,435	16,649	2,214	F	15%	385,000	385,000
Total Revenue - Parks and Environment	857,803	887,439	29,636	F	3%	5,791,510	5,791,510
Waste, Fleet & Facilities							
Fleet Management	3,965	4,213	248	F	6%	30,000	30,000
Recycling Centre	18,534	20,793	2,259	F	12%	112,000	112,000
Waste Collection	9,524,012	9,583,935	59,923	F	1%	9,673,204	9,673,204
Total Revenue - Waste, Fleet & Facilities	9,546,512	9,608,941	62,430	F	1%	9,815,204	9,815,204
Infrastructure Total	20,473,326	20,601,859	128,533	F	1%	26,534,603	26,534,603
Total Revenue	70,157,791	70,336,230	178,439	F	0%	86,157,109	86,157,109
EXPENDITURE							
Office of the CEO							
Office of the CEO							
Office of the CEO	145,048	127,015	18,032	F	12%	647,716	647,716
Total Expense - Office of the CEO	145,048	127,015	18,032	F	12%	647,716	647,716
Office of the CEO Total	145,048	127,015	18,032	F	12%	647,716	647,716
Corporate Services							
Director of Corporate Services							
Corporate Services	46,315	41,872	4,442	F	10%	300,296	300,296
Total Expense - Director of Corporate Services	46,315	41,872	4,442	F	10%	300,296	300,296
Customer, Communications & Engagement							
Customer Services Admin	192,316	204,950	(12,634)	U	-7%	1,358,831	1,358,831
Marketing & Communications	123,884	118,747	5,137	F	4%	802,431	802,431
Publications	2,500	2,520	(20)	U	-1%	45,000	45,000
Total Expense - Customer, Communications & Engagement	318,699	326,217	(7,517)	U	-2%	2,206,262	2,206,262
Finance							
Investment Activities	18,499	18,499	-		0%	128,395	128,395
Financial Services	581,969	546,352	35,616	F	6%	2,777,945	2,777,945
Rating Services	44,572	57,796	(13,224)	U	-30%	662,547	662,547
Total Expense - Finance	645,039	622,647	22,392	F	3%	3,568,888	3,568,888
Information Systems							
Information Services	811,805	841,205	(29,400)	U	-4%	5,571,298	5,571,298
Records Management	38,286	36,763	1,523	F	4%	250,709	250,709
Total Expense - Information Systems	850,091	877,968	(27,877)	U	-3%	5,822,007	5,822,007
Governance							
Governance Admin	168,713	131,585	37,128	F	22%	1,223,863	1,223,863
Council Members	116,573	112,855	3,718	F	3%	723,904	723,904
Council Functions	27,602	22,568	5,034	F	18%	209,522	209,522
Animal Care Facility	55,897	53,250	2,647	F	5%	353,147	353,147
Fire Prevention	4,643	3,193	1,450	F	31%	85,808	85,808
Parking	143,923	143,811	112	F	0%	1,056,468	1,056,468
Rangers	98,500	101,171	(2,671)	U	-3%	613,499	613,499
Property Management - Commercial	17,529	16,875	654	F	4%	34,800	34,800
Recoverable Costs	27,281	33,322	(6,041)	U	-22%	193,100	193,100
PreSchools	8,722	8,795	(73)	U	-1%	51,345	51,345
Total Expense - Governance	669,382	627,424	41,957	F	6%	4,545,458	4,545,458

Key Responsibility Area	YTD Revised Budget \$	YTD Actual \$	Variance \$	Var F/U	Var %	Revised Budget \$	Original Budget \$
People & Performance							
Organisational Performance	94,654	85,147	9,507	F	10%	486,915	486,915
Human Resources	174,182	187,146	(12,963)	U	-7%	1,337,524	1,337,524
Work Health & Safety	77,312	57,617	19,696	F	25%	511,671	511,671
Total Expense - People & Performance	346,149	329,910	16,239	F	5%	2,336,111	2,336,111
Corporate Services Total	2,875,675	2,826,038	49,637	F	2%	18,779,021	18,779,021
Development & Community Services							
Director of Development & Community Services							
Development & Community Services	38,786	36,692	2,094	F	5%	276,399	276,399
Total Expense - Director of Development & Community Services	38,786	36,692	2,094	F	5%	276,399	276,399
Community, Culture & Recreation							
CCR Admin	108,306	115,807	(7,501)	U	-7%	880,134	880,134
Community Projects	84,253	75,451	8,803	F	10%	826,593	826,593
Citizens Centre - South Perth	7,665	8,825	(1,161)	U	-15%	113,075	113,075
Citizens Centre - Manning	27,268	26,657	611	F	2%	167,057	167,057
Community Events	134,676	93,027	41,649	F	31%	1,006,186	1,006,186
Major Events	-	-	-		0%	95,000	95,000
Summer Events	22,000	24,899	(2,899)	U	-13%	223,000	223,000
Functions	9,000	2,727	6,273	F	70%	54,000	54,000
Public Art	10,496	10,054	442	F	4%	76,354	76,354
Facility Hire	115,140	124,424	(9,283)	U	-8%	561,160	561,160
George Burnett Leisure Centre Operations	109,085	87,303	21,782	F	20%	636,429	636,429
Total Expense - Community, Culture & Recreation	627,888	569,172	58,716	F	9%	4,638,987	4,638,987
Library Services							
Civic Centre Library	313,160	314,222	(1,062)	U	0%	1,823,932	1,823,932
Manning Library	172,957	174,038	(1,081)	U	-1%	1,074,547	1,074,547
Old Mill	5,850	2,837	3,013	F	52%	34,857	34,857
Heritage House	6,262	4,474	1,788	F	29%	37,065	37,065
Total Expense - Library Services	498,229	495,572	2,657	F	1%	2,970,402	2,970,402
Development Services							
Planning Services	216,442	193,298	23,144	F	11%	1,393,779	1,393,779
Compliance	32,496	31,129	1,367	F	4%	222,722	222,722
Building Services	74,325	67,577	6,748	F	9%	484,145	484,145
Health Services	95,740	92,598	3,142	F	3%	629,362	629,362
Analytical Services	10,250	10,203	47	F	0%	13,500	13,500
Pest Control	1,000	-	1,000	F	100%	50,000	50,000
Total Expense - Development Services	430,253	394,805	35,447	F	8%	2,793,509	2,793,509
Strategic Planning							
Strategic Planning	40,965	37,023	3,942	F	10%	504,509	504,509
Total Expense - Strategic Planning	40,965	37,023	3,942	F	10%	504,509	504,509
Development & Community Services Total	1,636,121	1,533,263	102,858	F	6%	11,183,806	11,183,806
Infrastructure							
Director Infrastructure Services							
Director Infrastructure Services	44,664	44,175	489	F	1%	355,140	355,140
Total Expense - Director Infrastructure Services	44,664	44,175	489	F	1%	355,140	355,140
Assets and Infrastructure Support							
Assets and Infrastructure Support	185,712	153,460	32,252	F	17%	1,404,380	1,404,380
Total Expense - Assets and Infrastructure Support	185,712	153,460	32,252	F	17%	1,404,380	1,404,380
Engineering							
Engineering Administration	67,907	64,840	3,067	F	5%	531,012	531,012
Civil Design	127,441	91,244	36,197	F	28%	958,513	958,513
Network Operations	8,917	3,240	5,677	F	64%	295,000	295,000
Underground Power	20,507	20,507	-		0%	10,159,299	10,159,299
Bridges, Jetties and Boardwalks	5,000	3,425	1,575	F	32%	30,000	30,000
Roads and Drainage	1,828,837	1,834,170	(5,333)	U	0%	11,713,714	11,713,714
Total Expense - Engineering	2,058,609	2,017,426	41,182	F	2%	23,687,537	23,687,537

Key Responsibility Area	YTD Revised Budget \$	YTD Actual \$	Variance \$	Var F/U	Var %	Revised Budget \$	Original Budget \$
Park and Environment							
Parks and Environment Administration	30,081	40,063	(9,982)	U	-33%	375,110	375,110
CPGC	698,842	623,158	75,684	F	11%	4,590,883	4,590,883
Park Operations	1,722,380	1,738,556	(16,176)	U	-1%	11,876,991	11,876,991
Total Expense - Parks and Environment	2,451,303	2,401,777	49,526	F	2%	16,842,984	16,842,984
Waste, Fleet & Facilities							
Waste, Fleet and Facilities Administration	95,052	127,260	(32,208)	U	-34%	744,692	744,692
Environment	104,574	91,049	13,525	F	13%	688,778	688,778
Fleet Management	368,073	380,677	(12,604)	U	-3%	1,458,668	1,458,668
Recycling Centre	109,664	68,411	41,253	F	38%	532,790	532,790
Waste Collection	675,513	700,397	(24,884)	U	-4%	4,954,022	4,954,022
Recycling Collection	200,812	186,052	14,760	F	7%	1,270,340	1,270,340
Building & Assets	506,518	499,331	7,187	F	1%	3,604,791	3,604,791
Total Expense - Waste, Fleet & Facilities	2,060,206	2,053,177	7,029	F	0%	13,254,079	13,254,079
Infrastructure Total	6,800,493	6,670,015	130,478	F	2%	55,544,120	55,544,120
Total Expenditure	11,457,336	11,156,331	301,005	F	3%	86,154,663	86,154,663
Net Position	58,700,455	59,179,899	479,444	F	1%	2,446	2,446

City of South Perth
2025/2026 - Significant Variance Analysis
31-August-2025
(Budget Versus Actual)

1. Operating Revenue and Expenditure by Business Unit

Key Responsibility Area	YTD Revised Budget (\$)	YTD Actual (\$)	Variance (\$)	Var F/U	Var %	Revised Budget (\$)	Original Budget (\$)	<i>Variance Analysis & Commentary</i> <i>Significant Variances: \$10,000 or 10% the greater of</i>
REVENUE								
Directorate - Corporate Services								
Finance	48,348,108	48,485,209	137,101	F	0%	53,572,306	53,572,306	Favourable due to timing, mainly in FAG grants
Governance	663,074	588,987	(74,088)	U	-11%	3,394,000	3,394,000	Unfavourable due to timing, mainly in Parking meter revenues.
People & Performance	-	-	-	-	-	2,300	2,300	
Total Revenue - Corporate Services	49,011,183	49,074,195	63,013	F	0%	56,968,606	56,968,606	
Directorate - Development & Community Services								
Community, Culture & Recreation	242,033	239,755	(2,278)	U	-1%	1,189,700	1,189,700	Insignificant Variance
Library Services	5,783	9,954	4,171	F	72%	34,700	34,700	Favourable due to timing, mainly in Miscellaneous revenue.
Development Services	425,467	410,466	(15,000)	U	-4%	1,429,500	1,429,500	Unfavourable due to timing, mainly in Planning fees.
Total Revenue - Development & Community Services	673,283	660,176	(13,107)	U	-2%	2,653,900	2,653,900	
Directorate - Infrastructure Services								
Engineering	10,069,011	10,105,478	36,467	F	0%	10,927,889	10,927,889	Favourable due to timing, Grants (\$36k) offset by Traffic management (\$2k) and maintenance fees (\$12k) Permanent variance, Underground power Kensington (\$12k)
Parks and Environment	857,803	887,439	29,636	F	3%	5,791,510	5,791,510	Favourable timing variance mainly in Collier Park Golf course
Waste, Fleet & Facilities	9,546,512	9,608,941	62,430	F	1%	9,815,204	9,815,204	Favourable permanent variance, mainly in Rubbish service charges (\$56k)
Total Revenue - Infrastructure Services	20,473,326	20,601,859	128,533	F	1%	26,534,603	26,534,603	
Total Revenue	70,157,791	70,336,230	178,439	F	0%	86,157,109	86,157,109	
EXPENDITURE								
Chief Executive's Office								
Office of the CEO	145,048	127,015	18,032	F	12%	647,716	647,716	Favourable due to timing, mainly in Salaries and Wages.
Total Expense - Chief Executive's Office	145,048	127,015	18,032	F	12%	647,716	647,716	
Directorate of Corporate Services								
Director of Corporate Services	46,315	41,872	4,442	F	10%	300,296	300,296	Insignificant Variance
Customer, Communications & Engagement	318,699	326,217	(7,517)	U	-2%	2,206,262	2,206,262	Insignificant Variance
Finance	645,039	622,647	22,392	F	3%	3,568,888	3,568,888	Favourable due to timing, Salaries and Wages (\$36k)
Information Systems	850,091	877,968	(27,877)	U	-3%	5,822,007	5,822,007	Unfavourable timing variance mainly in IT - Software licenses.
Governance	669,382	627,424	41,957	F	6%	4,545,458	4,545,458	Favourable due to timing, Debt Recovery Charges (\$15k), Consultants (\$7k) Catering and Hospitality (\$6k), Veterinary costs (\$4k), and Cash collection fees (\$4k), Council Meeting attendance fees (\$5k)
People & Performance	346,149	329,910	16,239	F	5%	2,336,111	2,336,111	Favourable due to timing, mainly in Consultants.
Total Expense - Corporate Services	2,875,675	2,826,038	49,637	F	2%	18,779,021	18,779,021	
Director of Development & Community Services								
Director of Development & Community Services	38,786	36,692	2,094	F	5%	276,399	276,399	Insignificant Variance
Community, Culture & Recreation	627,888	569,172	58,716	F	9%	4,638,987	4,638,987	Favourable timing variance mainly due to Emerging Artist awards
Library Services	498,229	495,572	2,657	F	1%	2,970,402	2,970,402	Insignificant Variance
Development Services	430,253	394,805	35,447	F	8%	2,793,509	2,793,509	Favourable timing variance mainly due to Salaries and Wages
Strategic Planning	40,965	37,023	3,942	F	10%	504,509	504,509	Insignificant Variance
Total Expense - Development & Community Services	1,636,121	1,533,263	102,858	F	6%	11,183,806	11,183,806	

Key Responsibility Area	YTD Revised Budget (\$)	YTD Actual (\$)	Variance (\$)	Var F/U	Var %	Revised Budget (\$)	Original Budget (\$)	<i>Variance Analysis & Commentary</i> <i>Significant Variances: \$10,000 or 10% the greater of</i>
Director Infrastructure Services								
Director Infrastructure Services	44,664	44,175	489	F	1%	355,140	355,140	Insignificant Variance
Assets and Infrastructure Support	185,712	153,460	32,252	F	17%	1,404,380	1,404,380	Favourable timing variance mainly due to Salaries and Wages
Engineering	2,058,609	2,017,426	41,182	F	2%	23,687,537	23,687,537	Favourable timing variance mainly due to Salaries and Wages
Parks and Environment	2,451,303	2,401,777	49,526	F	2%	16,842,984	16,842,984	Unfavourable timing variance mainly due to Turf maintenance.
Waste, Fleet & Facilities	2,060,206	2,053,177	7,029	F	0%	13,254,079	13,254,079	Insignificant Variance
Total Expense - Infrastructure Services	6,800,493	6,670,015	130,478	F	2%	55,544,120	55,544,120	
Total Expenditure	11,457,336	11,156,331	301,005	F	3%	86,154,663	86,154,663	
Net Position	58,700,455	59,179,899	479,444	F	1%	2,446	2,446	

Key Responsibility Area	YTD Revised Budget (\$)	YTD Actual (\$)	Variance (\$)	Var F/U	Var %	Revised Budget (\$)	Original Budget (\$)	<i>Variance Analysis & Commentary</i> <i>Significant Variances: \$10,000 or 10% the greater of</i>
-------------------------	-------------------------	-----------------	---------------	---------	-------	---------------------	----------------------	---

2. Capital Revenue and Expenditure

Capital variance based on the subtotals contained in the f. Capital Revenue and Expenditure Report

CAPITAL REVENUE								
Park	-	-	-	-	-	1,077,875	1,077,875	
Roads	-	1,890	1,890	F	100%	1,902,924	1,902,924	Variance due to timing. Road Rehab - Crawshaw Cr - Lay St to Perth Rd
Building	7,305	2,210	(5,095)	U	-70%	681,100	418,500	Variance due to timing. Coode Street Public Toilet.
Total Capital Revenue	7,305	4,100	(3,205)	U	-44%	3,661,899	3,399,299	

CAPITAL EXPENDITURE								
Drainage	-	-	-	-	-	200,000	200,000	
Pathways	34,167	52,467	(18,301)	U	-54%	715,000	715,000	Overbudget due to timing. Slab Replacement Program (\$11k) and Ruth St – Brittain St to Eleanor St (Pathway) (\$10k)
Roads	176,667	113,591	63,076	F	36%	3,532,900	3,532,900	Underbudget due to timing. Road Rehab - Crawshaw Cr - Lay St to Perth Rd (\$164k). Offset by Second Ave - First Ave to Landsdowne Rd (\$61k) and Traffic/Black Spot - Landsdowne - Left in Upgrade (\$40k) c/fwd from 2024-25.
Buildings	535,040	350,787	184,253	F	34%	5,933,945	4,783,595	Underbudget due to timing. Ops Centre Security operational area gates/auto entry (\$150k), Coode Street Public Toilet New (\$28k) and HVAC Replacement Program (\$17k). Offset by Neil McDougall Public Toilet (\$12k).
Lighting	80,000	92,503	(12,503)	U	-16%	765,460	765,460	Overspent due to timing. George Burnett Park Sports lighting (\$12k)
Security	-	-	-	-	-	135,000	135,000	
Technology	-	-	-	-	-	247,500	247,500	
Collier Park Golf Course	180,000	180,170	(170)	U	0%	14,039,000	14,039,000	Insignificant Variance
Plant and Fleet Management	-	-	-	-	-	1,165,000	1,165,000	
Foreshore & Natural Areas	20,000	29,875	(9,875)	U	-49%	2,851,070	2,851,070	Overbudget due to timing. SJMP Irrigation replacement (\$30k). Offset by SPF NODE 2 - Coode St - Design (\$20k)
Park and Reserves	35,000	30,647	4,353	F	12%	1,736,080	1,736,080	Underspent due to timing. Furniture - Park Replacement (\$20k) and Irrigation Asset Replacement Program (\$8k). Offset by Electrical Asset Renewal Program (\$14k) and Elderfield/ Sardon Park Boardwalk replacement (\$6k).
Waste Management	25,000	3,600	21,400	F	86%	578,470	578,470	Timing variance. Recycling Centre 30m3 sq bulk bin Program (\$25k).
Local Road Traffic Management	12,500	-	12,500	F	100%	360,000	360,000	Variance due to timing. Non Advertising Bus Shelter and Slab Replacement Program (\$6k).
Parking Facilities	-	-	-	-	-	75,000	75,000	
Total Capital Expenditure	1,098,373	853,640	244,734	F	22%	32,774,425	31,624,075	
Net Position	(1,091,068)	(849,540)	241,529	F	22%	(29,112,526)	(28,224,776)	

City of South Perth
2025/2026 Capital Revenue and Expenditure Budget Versus Actual
31-August-2025

Key Responsibility Area	YTD Revised Budget \$	YTD Actual \$	Variance \$	Var F/U	Var %	Revised Budget \$	Original Budget \$
CAPITAL REVENUE							
Park Operations	-	-	-			1,077,875	1,077,875
Roads	-	1,890	1,890	F	-100%	1,902,924	1,902,924
Building	7,305	2,210	(5,095)	U	-70%	681,100	418,500
Total Revenue	7,305	4,100	(3,205)	U	-44%	3,661,899	3,399,299
CAPITAL EXPENDITURE							
Drainage							
Drainage Upgrade (From Stormwater Management Plan)	-	-	-			10,000	10,000
Outfall Upgrade - Hurlingham Lake	-	-	-			20,000	20,000
Outfall Upgrade - Lake Douglas	-	-	-			20,000	20,000
Sump Fences and Gates Renewal	-	-	-			150,000	150,000
Drainage	-	-	-			200,000	200,000
Pathways							
Pathways - Minor Improvement	2,500	-	2,500	F	100%	30,000	30,000
Ruth St – Brittain St to Eleanor St (Pathway)	11,667	21,796	(10,129)	U	-87%	35,000	35,000
Slab Replacement Program	20,000	30,672	(10,672)	U	-53%	500,000	500,000
Unwin Cres - Redmond St to Sulman Ave	-	-	-			150,000	150,000
Pathways	34,167	52,467	(18,301)	U	-54%	715,000	715,000
Roads							
Douglas Ave - Mill Point to Shaftesbury, MRRG	-	-	-			571,100	571,100
Elderfield St - Trumper to Kilkenny, MRRG	-	-	-			274,800	274,800
Jackson Rd - Wandarra Cl to Cul De Sac	-	-	-			220,000	220,000
Labouchere Rd - NB - Hardy to Charles, MRRG	-	-	-			137,900	137,900
Manning Rd (A) - WB - Drogheda to Waterford, MRRG	-	-	-			382,400	382,400
Manning Rd (B) - EB - Kent to Gillon, MRRG	-	-	-			623,700	623,700
Redmond Street – Raised platforms	-	-	-			150,000	150,000
Road Rehab - Crawshaw Cr - Lay St to Perth Rd	166,667	2,240	164,427	F	99%	500,000	500,000
Road Rehab - Dyson St - Market St to Vista St	-	-	-			120,000	120,000
Road Rehab - Roseberry Ave - Jameson St to Mill Point Rd	-	-	-			280,000	280,000
ROW #77 - Betwix Coode & Labouchere - Alston to Greenoch	-	-	-			73,000	73,000
Second Ave - First Ave to Landsdowne Rd	10,000	71,139	(61,139)	U	-611%	200,000	200,000
Traffic/Black Spot - Landsdown - Left in Upgrade	-	40,212	(40,212)	U	-100%	-	-
Roads	176,667	113,591	63,076	F	36%	3,532,900	3,532,900

Key Responsibility Area	YTD Revised Budget \$	YTD Actual \$	Variance \$	Var F/U	Var %	Revised Budget \$	Original Budget \$
Buildings							
Asbestos Replacement Program	-	-	-			79,640	79,640
Building Minor Works Ad hoc Program	-	-	-			451,270	451,270
Civic and Admin IT Area Office Fit out Renewal	-	233	(233)	U	-100%	-	-
Civic Centre BMS	-	1,440	(1,440)	U	-100%	-	-
Clydesdale Park Operations Depot Safety Alterations	-	-	-			164,120	164,120
Coode Street Public Toilet New	35,040	6,921	28,119	F	80%	1,150,350	-
Electrical Switchboard Replace Program	20,000	17,682	2,318	F	12%	265,455	265,455
Fire Asset Upgrade - Design and Construct	-	-	-			163,690	163,690
HVAC Replacement Program	325,000	307,776	17,224	F	5%	530,910	530,910
Manning Community Centre - Accessibility	-	-	-			40,000	40,000
Manning Senior Citizen's Centre (Senior Bus Garage)	-	-	-			100,000	100,000
Mends St Public Toilets	5,000	-	5,000	F	100%	82,500	82,500
Neil McDougall Public Toilet	-	11,985	(11,985)	U	-100%	963,000	963,000
Operations Centre relocation of bulk materials storage bins	-	-	-			731,500	731,500
Ops Centre Security operational area gates/auto entry	150,000	-	150,000	F	100%	350,000	350,000
Richardson Park All Genders Changerooms Additional	-	1,450	(1,450)	U	-100%	-	-
Roof Access Improvements	-	-	-			265,460	265,460
Shade at Manning Laneway	-	-	-			20,000	20,000
South Perth Tennis Club - Design Retrofit UAT	-	3,300	(3,300)	U	-100%	576,050	576,050
Buildings	535,040	350,787	184,253	F	34%	5,933,945	4,783,595
Lighting							
Challenger Reserve and Sports lighting	-	183	(183)	U	-100%	-	-
Festive Lights	80,000	80,337	(337)	U	0%	265,460	265,460
George Burnett Park Sports lighting	-	11,796	(11,796)	U	-100%	-	-
Metal light pole inspections and replacements	-	-	-			150,000	150,000
Richardson Park Sports lighting	-	186	(186)	U	-100%	-	-
Safety lighting across South Perth	-	-	-			50,000	50,000
Sir James Mitchell Park Lighting Upgrade	-	-	-			300,000	300,000
Lighting	80,000	92,503	(12,503)	U	-16%	765,460	765,460
Security							
ANPR camera on Mill Point Road	-	-	-			30,000	30,000
CCTV Server Storage Expansion	-	-	-			30,000	30,000
CCTV Trailer	-	-	-			75,000	75,000
Security	-	-	-			135,000	135,000
Technology							
IT - Wireless Network (non public)	-	-	-			90,000	90,000
South Perth Library (radio frequency identification) RFID	-	-	-			88,500	88,500
UPS for External Comms Cabinets	-	-	-			69,000	69,000
Technology	-	-	-			247,500	247,500
Artworks							
Murals	-	-	-			200,000	200,000
Sculpture Project	-	-	-			240,000	240,000
Artworks	-	-	-			440,000	440,000
Collier Park Golf Course							
CPGC - Concrete pathways	-	-	-			60,000	60,000
CPGC - Plant & Fleet	-	-	-			350,000	350,000
CPGC Green Construction	-	-	-			103,480	103,480
CPGC Lake Fill Pipe Replacement	-	-	-			67,760	67,760
CPGC Pro-shop, Clubhouse and Driving Range	180,000	180,170	(170)	U	0%	12,500,000	12,500,000
CPGC Safety Netting	-	-	-			207,760	207,760
CPGC Stormwater Drainage, Sewer Pump Station and Main	-	-	-			750,000	750,000
Collier Park Golf Course	180,000	180,170	(170)	U	0%	14,039,000	14,039,000

Key Responsibility Area	YTD Revised Budget \$	YTD Actual \$	Variance \$	Var F/U	Var %	Revised Budget \$	Original Budget \$
Plant and Fleet Management							
City of South Perth Plant & Fleet	-	-	-			1,165,000	1,165,000
Plant and Fleet Management	-	-	-			1,165,000	1,165,000
Foreshore & Natural Areas							
Coode Street Foreshore Riverbank Restoration	-	-	-			1,000,000	1,000,000
Hurlingham - Living Stream	-	-	-			462,850	462,850
Redmond St - Boardwalk Replacement design and approvals	-	-	-			50,000	50,000
SJMP Irrigation replacement	-	29,875	(29,875)	U	-100%	1,138,220	1,138,220
SPF NODE 2 - Coode St - Design	20,000	-	20,000	F	100%	200,000	200,000
Foreshore & Natural Areas	20,000	29,875	(9,875)	U	-49%	2,851,070	2,851,070
Parks and Reserves							
Bill Grayden reserve Concrete path extension	-	-	-			10,350	10,350
Bore & Pump Replacement Program	-	-	-			100,000	100,000
Elderfield/ Sandon Park Boardwalk replacement	-	5,968	(5,968)	U	-100%	206,950	206,950
Electrical Asset Renewal Program	-	14,416	(14,416)	U	-100%	250,000	250,000
Furniture - Park Replacement	20,000	-	20,000	F	100%	100,000	100,000
Hope Reserve Playground replacement	-	145	(145)	U	-100%	206,950	206,950
Irrigation Asset Replacement Program	15,000	7,433	7,567	F	50%	300,000	300,000
Karawara Laneways	-	2,685	(2,685)	U	-100%	200,000	200,000
Lake Tondut & Hurlingham lake aerators	-	-	-			41,830	41,830
Mill Point Close Revegetation	-	-	-			20,000	20,000
Moresby Street Centre Activation	-	-	-			300,000	300,000
Parks and Reserves	35,000	30,647	4,353	F	12%	1,736,080	1,736,080
Waste Management							
Recycling Centre 30m3 sq bulk bin Program	25,000	-	25,000	F	100%	55,000	55,000
Recycling Centre Gatehouse UAT & Roof Replacement	-	-	-			165,210	165,210
Recycling Centre Improvements	-	-	-			112,750	112,750
Recycling Centre Perimeter Security	-	-	-			55,000	55,000
Recycling Centre Security Fencing	-	3,600	(3,600)	U	-100%	190,510	190,510
Waste Management	25,000	3,600	21,400	F	86%	578,470	578,470
Local Traffic Management							
Dyson St - Canning Hwy Intersection, Black Spot	-	-	-			225,000	225,000
Morrison Ped Crossing Opp Penros	-	-	-			60,000	60,000
Non Advertising Bus Shelter and Slab Replacement Program	12,500	-	12,500	F	100%	75,000	75,000
Local Traffic Management	12,500	-	12,500	F	100%	360,000	360,000
Parking Facilities							
Car Park/Road Rehab Programme - Car Park Anstey St	-	-	-			75,000	75,000
Parking Facilities	-	-	-			75,000	75,000
Total Expenditure	1,098,373	853,640	244,734	F	22%	32,774,425	31,624,075

**Statement of All Council Funds
31 August 2025**

Municipal Fund	26,517,441
Investments	22,440,412
Current Account at Bank	4,073,691
Cash on Hand	3,339
	<u>26,517,441</u>
Cash Backed Reserves	54,518,364
Reticulation and Pump Replacement Reserve	1,025,320
Employee Entitlement Reserve	5,067,357
Community Facilities Reserve	20,478,218
Underground Power Reserve	137,144
Parking Facilities Reserve	176,026
River Wall Reserve	1,568,879
Public Art Reserve	501,318
Changeroom and Sport Lighting Facilities Reserve	6,403,510
Financial Sustainability Investment Reserve Fund	14,721,706
Waste Management Reserve	4,099,380
Collier Park Golf Course Reserve	339,508
	<u>54,518,364</u>
Reserves represented by:	
Investments	53,603,198
Accrued Interest	915,166
	<u>54,518,364</u>
TOTAL COUNCIL FUNDS	<u>81,035,805</u>

Summary of Cash Investments
31 August 2025

Investments and Cash - Disclosed by Fund

	\$	%
Municipal	26,517,441	32.72%
Reserves	54,518,364	67.28%
	81,035,805	100.00%

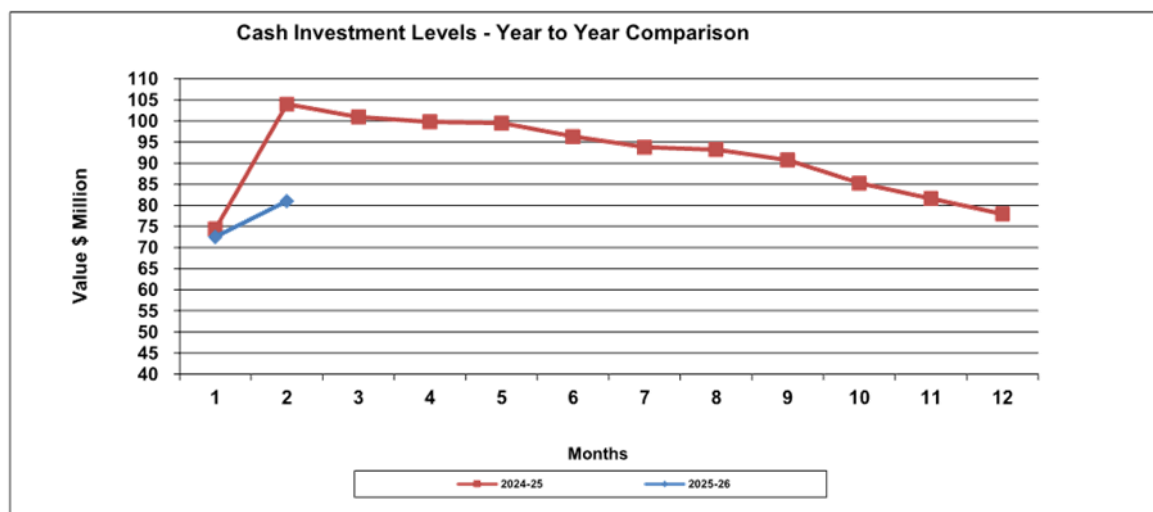
Investments - Disclosed by Financial Institution

	Non-Fossil Fuel %	S&P Credit Ratings (Short Term)	\$	%
ANZ Bank (Fossil Fuel)		A-1+	3,970,000	5.22%
Westpac Banking Corporation (Fossil Fuel)		A-1+	22,201,574	29.20%
Suncorp Metway Bank (Non-Fossil Fuel)	16.62%	A-1	12,636,152	16.62%
National Australia Bank (Fossil Fuel)		A-1+	13,497,428	17.75%
Bank of Queensland (Non-Fossil Fuel)	24.30%	A-2	18,478,757	24.30%
Bendigo (Non-Fossil Fuel)	4.79%	A-2	3,644,775	4.79%
	47.82%		76,028,686	100.00%
Transfer to at Call Account				
Current Bank Accounts and accrued interest			5,007,120	
			81,035,805	

Interest Earned on Investments for Year to Date

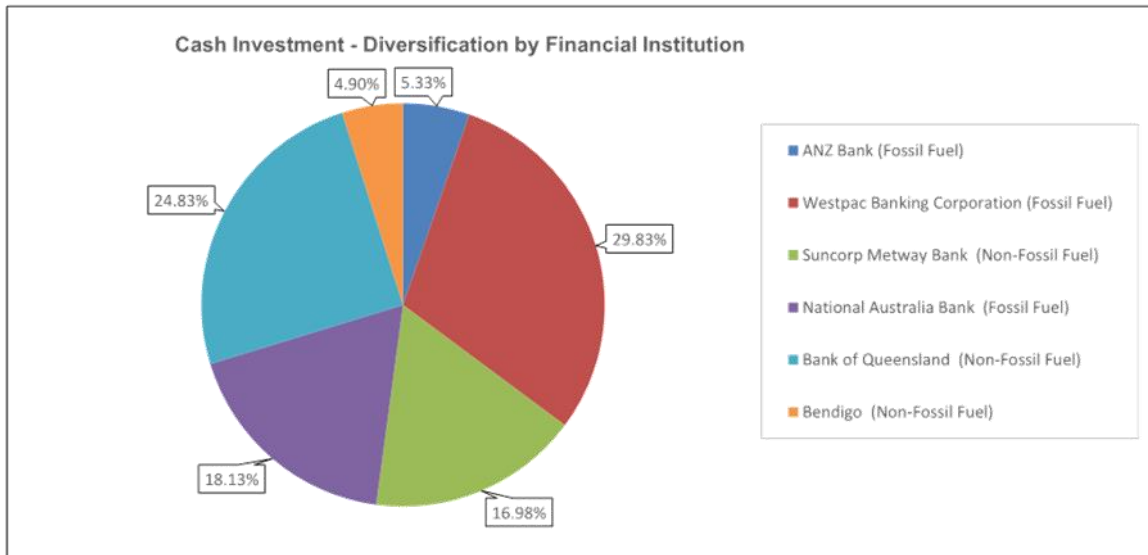
	31 August 2025	31 August 2024
Municipal Fund	144,986	289,138
Reserves	423,896	366,072
	568,882	655,210

The anticipated weighted average yield on funds currently invested is 4.84%

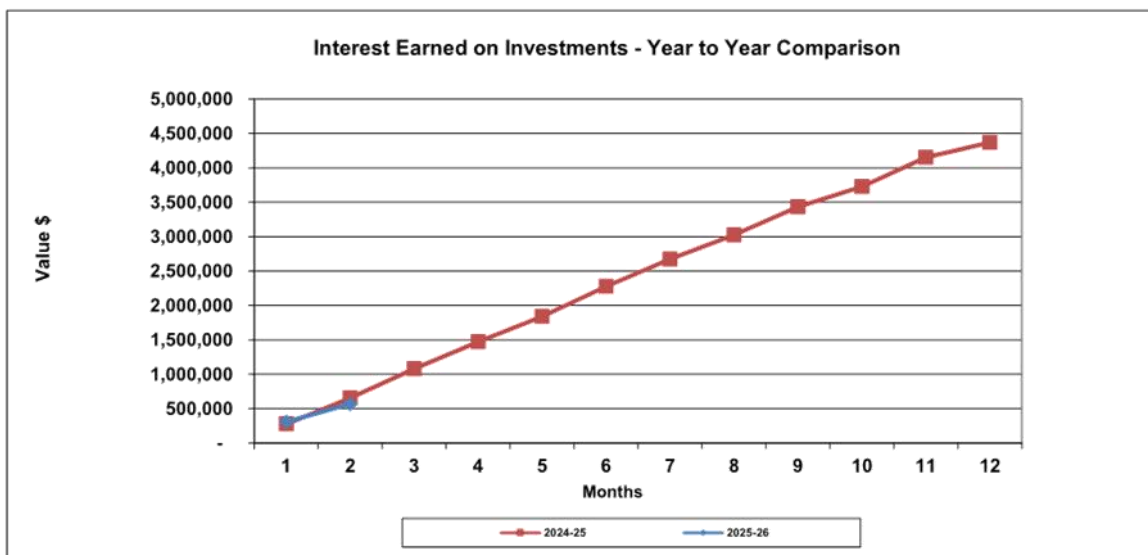


SUMMARY OF CASH INVESTMENTS 31 August 2025

Investments - Disclosed by Institution



Interest Earned on Investments



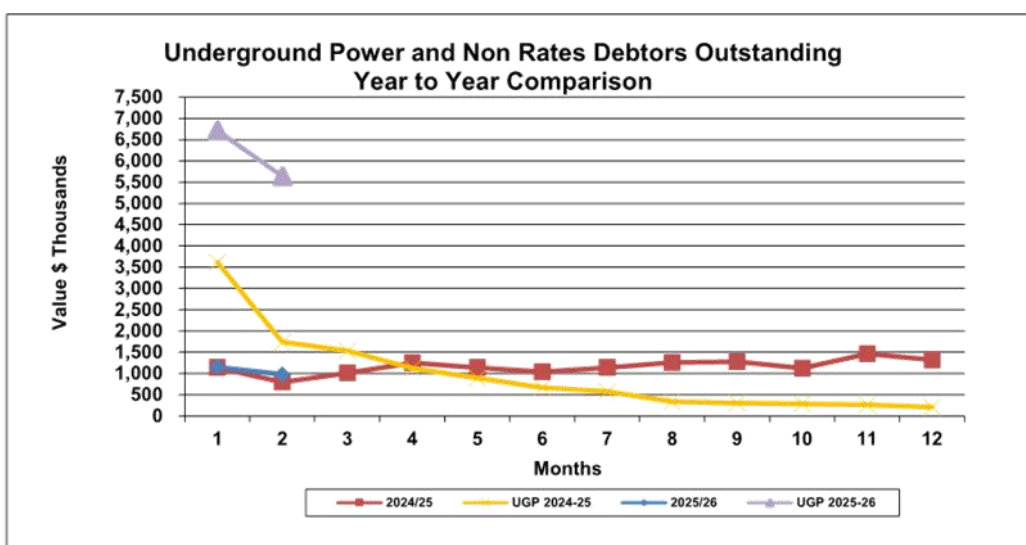
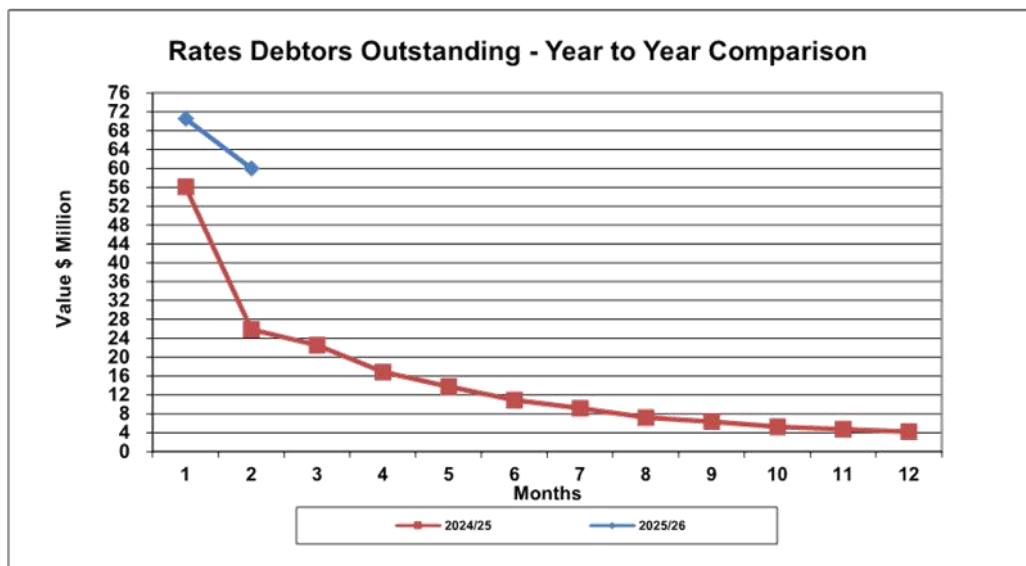
Statement of Major Debtor Categories
31 August 2025

Rates Debtors Outstanding

	31 August 2025	31 August 2024
Outstanding - Current Year & Arrears	57,498,695	24,015,415
Pensioner Deferrals	2,508,752	1,861,704
	60,007,446	25,877,118

Rates Outstanding as a percentage of Rates Levied

Percentage of Rates Uncollected at Month End	104.86%	48.11%
--	----------------	---------------



MINUTES.

Electors' Special Meeting

25 August 2025

Notice of Meeting

Mayor and Councillors

Here within are the Minutes of the Electors' Special Meeting held Monday 25 August 2025 in the South Perth Community Hall, Civic Centre, corner Sandgate Street and South Terrace, South Perth.



MATTHEW SCOTT
ACTING CHIEF EXECUTIVE OFFICER

10 September 2025

Acknowledgement of Country

Kaartdjinin Nidja Nyungar Whadjuk Boodjar Koora Nidja Djining Noonakoort kaartdijin wangkiny, maam, gnarnk and boordier Nidja Whadjuk kura kura.

We acknowledge and pay our respects to the traditional custodians of this land, the Whadjuk people of the Noongar nation and their Elders past and present.

Our Guiding Values



Disclaimer

The City of South Perth disclaims any liability for any loss arising from any person or body relying on any statement, discussion, recommendation or decision made during this meeting.

Where an application for an approval, a licence or the like is discussed or determined during this meeting, the City warns that neither the applicant, nor any other person or body, should rely upon that discussion or determination until written notice of either an approval and the conditions which relate to it, or the refusal of the application has been issued by the City.

Contents

1.	DECLARATION OF OPENING / ANNOUNCEMENT OF VISITORS	5
2.	DISCLAIMER	5
3.	ATTENDANCE	5
4.	ANNOUNCEMENTS FROM THE PRESIDING MEMBER	6
5.	PRESENTATION BY THE LEAD PETITIONER AND SECONDER OF THE MOTION	8
6.	GENERAL BUSINESS RELATED TO THE PURPOSE OF MEETING INCLUDING PUBLIC QUESTION TIME AND PUBLIC STATEMENTS	14
7.	CLOSURE	32

Electors' Special Meeting

The Electors' Special Meeting was held in response to an electors' petition received for the purpose of:

"That the Electors of the City of South Perth ('the City'):

1. *Express a lack of confidence in the Council for their decision on Cr Coveney's Notice of Motion Item 12.1 (Resolution 0725/140) "Removal of the Six Trees Planted on the South Side of Lake Douglas During Winter 2024" of the July 2025 Ordinary Council Meeting agenda, for the following reasons:*
 - (a) *The decision to remove six trees from public land in order to protect the outlook of the adjoining private landowners ("the decision") is not in the best interests of the general community of the City, and is inconsistent with the conservation and enhancement of a functional, healthy river and foreshore environment which is the aim of the City's **South Perth Foreshore Strategy and Management Plan**.*
 - (b) *The decision is inconsistent with and disrespectful of the consensus of the community as expressed in research undertaken for and feedback to the **Urban Greening Strategy**, as endorsed by Council.*
 - (c) *The decision undermines the goals of the **Urban Greening Strategy** to: protect the City's ecologically sensitive riverside environment as a community asset; protect the City's vegetation, tree canopy and green spaces and existing trees; and expand existing urban greening for the benefit of the City's environment and community wellbeing.*
 - (d) *The proposal to hold a Councillor workshop to develop a policy on planting trees on public land is inconsistent with the requirements of the **Urban Greening Strategy**, the **South Perth Foreshore Strategy and Management Plan** and the Environment (Built and Natural) elements of the **Strategic Community Plan**. This could affect potential Federal and State Government funding by suggesting to higher levels of government that funding might not align with a thoroughly researched, community supported plan.*
 - (e) *The decision establishes a concerning precedent by permitting the interests of a limited group of individuals to take precedence over those of the broader community. As such, it does not fulfil the **Strategic Community Plan's** requirements (at 4.3.1) to foster effective governance with quality decision making to deliver community priorities.*
2. *In accordance with the above, we call upon Council to rescind or change Resolution 0725/140 resulting from Item 12.1, in its entirety or as possible under the Standing Orders, at its earliest opportunity."*

In accordance with Section 5.28 of the *Local Government Act 1995* and the Local Government (Administration) Regulations 1996, the Order of Business was as follows:

1. DECLARATION OF OPENING / ANNOUNCEMENT OF VISITORS

The Presiding Member declared the meeting open at 6.01pm and welcomed everyone in attendance.

2. DISCLAIMER

The Presiding Member read aloud the City's Disclaimer.

3. ATTENDANCE

Mayor Greg Milner (Presiding Member)

Councillors

Como Ward
Como Ward
Manning Ward
Manning Ward
Moresby Ward
Moresby Ward

Councillor Glenn Cridland (Arrived at 6.03pm)
Councillor Bronwyn Waugh
Councillor Blake D'Souza
Councillor André Brender-A-Brandis
Councillor Jennifer Nevard
Councillor Hayley Prendiville

Officers

A/ Chief Executive Officer (A/CEO)	Mr Matthew Scott
A/ Director Corporate Services (A/DCS)	Mr Abrie Lacock
Director Development and Community Services (DDCS)	Ms Donna Shaw
Director Infrastructure Services (DIS)	Ms Anita Amprimo
Manager Customer, Communications & Engagement	Ms Danielle Cattalini
Manager Governance	Ms Toni Fry
Communications and Marketing Coordinator	Ms Sonya Kimbar
Governance Coordinator	Ms Christine Lovett
Governance Officer	Ms Jane Robinson
Governance Administration Officer	Ms Kira Digwood

Gallery

There were approximately 110 members of the public present, 93 of those present registered with addresses that would enable them to validly be declared an Elector.

Councillor Glenn Cridland arrived at the meeting at 6.03pm during consideration of Item 4.

4. ANNOUNCEMENTS FROM THE PRESIDING MEMBER

The Presiding Member read aloud the following:

"This Electors' Special Meeting has been called as a result of a petition of electors received on 4 August 2025, with 658 verified signatures. The purpose of the petition requesting the Electors' Special Meeting is:

That the Electors of the City of South Perth ('the City'):

1. *Express a lack of confidence in the Council for their decision on Cr Coveney's Notice of Motion Item 12.1 (Resolution 0725/140) "Removal of the Six Trees Planted on the South Side of Lake Douglas During Winter 2024" of the July 2025 Ordinary Council Meeting agenda, for the following reasons:*
 - (a) *The decision to remove six trees from public land in order to protect the outlook of the adjoining private landowners ('the decision') is not in the best interests of the general community of the City, and is inconsistent with the conservation and enhancement of a functional, healthy river and foreshore environment which is the aim of the City's **South Perth Foreshore Strategy and Management Plan**.*
 - (b) *The decision is inconsistent with and disrespectful of the consensus of the community as expressed in research undertaken for and feedback to the **Urban Greening Strategy**, as endorsed by Council.*
 - (c) *The decision undermines the goals of the **Urban Greening Strategy** to: protect the City's ecologically sensitive riverside environment as a community asset; protect the City's vegetation, tree canopy and green spaces and existing trees; and expand existing urban greening for the benefit of the City's environment and community wellbeing.*
 - (d) *The proposal to hold a Councillor workshop to develop a policy on planting trees on public land is inconsistent with the requirements of the **Urban Greening Strategy**, the **South Perth Foreshore Strategy and Management Plan** and the Environment (Built and Natural) elements of the **Strategic Community Plan**. This could affect potential Federal and State Government funding by suggesting to higher levels of government that funding might not align with a thoroughly researched, community supported plan.*
 - (e) *The decision establishes a concerning precedent by permitting the interests of a limited group of individuals to take precedence over those of the broader community. As such, it does not fulfil the **Strategic Community Plan's** requirements (at 4.3.1) to foster effective governance with quality decision making to deliver community priorities.*
2. *In accordance with the above, we call upon Council to rescind or change Resolution 0725/140 resulting from Item 12.1, in its entirety or as possible under the Standing Orders, at its earliest opportunity."*

This meeting has been advertised in accordance with the Local Government Act 1995 and Local Government (Administration) Regulations 1996. The procedure to be followed at Electors' Meetings is determined by the Presiding Member, that is me.

So, the procedure for this evening's meeting is as follows –

- *A presentation of 15 minutes by the Lead Petitioner;*
- *A Secunder of the Motion will be called and given three minutes to speak;*
- *General Business related to the purpose of the meeting including Public Question Time and Public Statements; and*
- *Then the motion as presented by the Lead Petitioner will be put to the vote.*

Speaking

Electors who have submitted statements or questions prior to the meeting will be called to the microphone first. Each elector will be allocated a maximum of three minutes to make a statement, and each elector will be provided a maximum of two questions. Following this all those that did not register prior to the meeting will be called forward (up to the point where we run out of time for public questions or public statements).

All questions and statements must relate to the purpose of the meeting and are to be directed to myself as the Presiding Member and I may then refer it to a Councillor, the Acting Chief Executive Officer, or a Director to answer. When you are called to the microphone, please clearly state your name and address before commencing.

When you are making a statement or asking a question – please do make sure that you extend due courtesy and respect to the Elected Members, City officers and other members of the public present and that your statement or question does not contain any material that is offensive, objectionable or defamatory. We are recording the meeting, so let us play nice, folks.

Voting

1. *Each elector who is present is entitled to one vote on each matter to be decided at the meeting but does not have to vote.*
2. *All decisions are to be made by a simple majority of votes.*
3. *Voting is to be conducted so that no voter's vote is secret.*

As defined in the Local Government Act 1995, an elector, in relation to a district or ward, means a person who is eligible to be enrolled to vote at elections for the district or ward. If you are not an elector (as defined by the Local Government Act), do not vote.

The meeting will now commence with a presentation from the Lead Petitioner, Ms Bronwyn David."

5. PRESENTATION BY THE LEAD PETITIONER AND SECONDER OF THE MOTION

The following was read out by Ms Bronwyn David of South Perth at the Electors' Special Meeting held 25 August 2025.

Ms Bronwyn David: Thank you very much, Mayor, and welcome everyone. Thank you all for coming out on a very wintery night, we appreciate it. We have a motion before us, in regard to a motion on the Removal of the Six Trees Planted on the South Side of Lake Douglas. That has already been read so I will not go through that again, Let us get straight into it.

How did we get here? Let us go back in time a little bit. That is where the City's aerial maps run out, but we do not actually have to go back that far. We are only going back to last month, which seems like an awfully long time away now. But at the July Agenda Briefing, a motion appeared on the Agenda consisting of 21 words: 'that Council requests the CEO to remove the six trees planted on the south side of Lake Douglas during Winter 2024.' During the meeting, it was indicated that the motion would be amended, although the text of the motion was not available in writing at that meeting. Which tends to defeat the purpose of an Agenda Briefing meeting when you are not given notice of what is actually on the Agenda; but that turned out to be the least of our worries. The reasons given in that Agenda in support of this motion, centred on the possible interference that these trees caused to the outlook of a small number of residents on Jubilee Street. The word 'views' (as in outlook) was used 14 times in those reasons. By the time the motion came back before the Council at the Ordinary Council Meeting at the end of July, it had significantly expanded to include the removal of the trees, the substitution of the trees with low-level planting over 135m², a request for an adjustment in the budget of an additional \$30,000, and a request for a Councillor Workshop on planting trees on public land. Never mind that the City budget had been finalised the previous month. Never mind that there was no talk of where that \$30,000 was to come from. Which Council services would be cut to afford that? Or would rates rise to cover that?

The expansion of the motion to include other planting was nothing more than a desperate attempt to make an unpalatable idea more attractive. The motion was passed and then the outcry kicked off. Fair to say that the City of South Perth has been thoroughly pilloried in the media and attracted the attention of the Minister for Local Government, who is fresh off the sacking of the Nedlands' City Council and the installation of administrators there. But it is not as if the Council was not warned. Every motion that comes before the Council is examined by City staff and advice is given, including any risks in carrying the motion. Here the City anticipated the outcry and the reputational damage that may occur through sustained adverse comments in the media. Although, it turns out that the risk rating probably was a little bit higher than medium.

At this point, I will briefly mention the duality we find in local government. We have the Elected officials or Council, who have their role and the administration (personified in the Chief Executive Officer) have their role. We can find the respective roles of the administration and Council set out in a document known as the City of South Perth's Governance framework. This paragraph from that Framework speaks of the clear separation of roles and responsibilities and their importance to good governance.

Anyone contemplating running for Council is required to undertake an online induction provided by the Department of Local Government and to read information provided online about the role of a Councillor. In short, to quote from the online information: under the leadership of the CEO, local government employees undertake the administrative and operational activities required to implement the Council's Strategic Direction, decisions, policies, and plans. Members of Council (i.e. Councillors) have no direct involvement in administrative, operational activities or in managing local government employees (other than the CEO).

It is not quite as simple as the Council makes the decisions and the City employees carry out the decisions. There are different types of decisions; administrative or operational activities (the carrying out of which involves day-to-day decisions) is out of the hands of the Council. Those administrative or operational activities are guided by plans and strategies, which the Council has put in place. The planting of trees by Council staff on public land administered by the Council is an operational activity. As an aside, the City of South Perth Governance Framework provides more details about the role of a Councillor. It emphasises that despite being elected by and belonging to a ward, they must represent the interests of the broader community on the Council. It is not appropriate for individual Councillor's constituents' concerns to interfere with their decision-making processes in providing good governance. So far, we have heard that good governance involves the separation of powers between the Council and administration and Councillors making decisions that represent the interests of the broader community. But the City's Governance Framework sets out other aspects of good governance. Again, we see the consideration of the needs of the entire community, but also making the best use of resources, which includes the resources of the administration, such as the employees. Here we return to the \$30,000 expenditure contemplated by this motion. The original six saplings were planted based on professional advice from City employees, and the cost of planting them has already been incurred. That cost in terms of time and money spent will have been wasted if the trees are removed.

Accordingly, this decision does not make effective use of employee resources or time and hence would not achieve the best possible outcomes for the community. References by Councillors to bolster their views on the alternative planting to ecological, horticultural, or landscaping experts also defies the investment that the City has made in employing experts in these fields. The City of South Perth is one of the few metropolitan Councils with its own plant nursery. Council staff are experts at growing plants and trees and planting them on behalf of the City. If this decision is allowed to stand, the precedent it sets also threatens to waste employee expertise, resources, and time as there is nothing to stop other Councillors bringing further motions along similar lines on behalf of individuals who consider that their outlook is threatened. If this sort of motion needs to be handled again and again, that is an inefficient use of the City's resources.

The best way for Councils to achieve good governance is through the creation of strategies, plans, policies, and procedures. Strategic plans developed through community consultation anchor proper decision-making.

Without policy frameworks, local government decision-making risks decisions that are inconsistent and with arbitrary outcomes. They expose Councils to act in support only of the most vocal community factions. Fortunately, the City has a number of these plans and strategies which are relevant in this case and were not adhered to in this decision. Before we get to them, speaking of legislative requirements, let us look at the *Local Government Act*, which sets out the general function of local government. Here we see specific references to environmental sustainability, mitigating risks associated with climate change, and making decisions that consider long-term consequences and the impacts of those decisions on future generations. It is uncontroversial that we desperately need more trees in Perth. Our climate is changing, summers are getting longer and hotter; trees are the cheapest and best way to regulate the climate. Under no circumstances should we be contemplating the removal of trees in these circumstances.

So back to the strategies, policies, and procedures that the City has established, which are relevant here. The first of these that I will refer to is the City of South Perth's Strategic Community Plan. It's subtitle is a City of active places and beautiful spaces, a connected community with easily accessible, vibrant neighbourhoods and a unique sustainable natural environment. Sustainable natural environments need trees. One of the strategic directions of the Strategic Community Plan is respect and value for the natural environment. Another strategic direction is leadership that meets the needs of our community. In relation to these six trees, I would suggest that 658 individuals signing a petition supporting their retention is persuasive in suggesting the needs of our community have not been met in this regard. Drilling even further down into the Strategic Community Plan, we find that a mechanism to deliver the environmental strategic direction is the enhancement of the City's urban forest on public land. That is planting trees, not removing them. In an incredibly ironic turn of events, the same night that the motion to remove the six saplings was passed, the Council also adopted a new Urban Greening Strategy. In this document, we find even more measures that define good governance in terms of greening, including protecting newly planted trees, enhancing the environment by planting more, utilising expertise to manage greening, and undertaking collaborations to protect and enhance urban greening. In developing the Urban Greening Strategy, the City consulted with a community panel. Seven priorities emerged from that panel. Number five is increasing canopy to provide shade and frame views. I am sure that no one on that panel contemplated that an outcome of the Greening Strategy would be the removal of trees already planted to protect views. Finally, the City's Foreshore Management Plan is probably the most relevant document of all of these strategies in establishing what good governments should look like in respect of this decision. The relevant node in the plan is number seven, the lakes. The Foreshore Management Plan sets out that in the area of the lakes, the strategy is to enhance and encourage the flora and fauna of the lakes. Ecologically to rehabilitate the lakes and improve storm water management. In planting the six saplings adjacent to Lake Douglas, City employees adhered to these strategies.

I understand that the species were chosen because they are appropriate to the environment of the lakes and will perform ecological functions. The strategy of the lakes can be contrasted with strategies for the other nodes such as these two. One of them specifically refers to the maintenance of vista or views and following the legal maxim that everything that is not forbidden is allowed, it stands to reason that given there is no reference in Node 7 to the maintenance of views or vistas. City staff acting in accordance with this plan have planted trees appropriately. The Foreshore Management Plan is an incredibly comprehensive document and details its own creation. Further, the document explicitly refers to another important part of good governance; the ability to attract State and Federal funding, no one likes rate increases. The two main sources of income for Councils are rates and State and Federal grants. As outlined here, ad-hoc decisions that are not well researched or arrived at without stakeholder input. Such as calling on the Council to spend an unbudgeted \$30,000 in a manner that is inconsistent with established strategies and plans, risks not only the reputation of the Council, but also our ability to attract external funding. That is the risk we face if the decision to remove the trees is not overturned. You may be surprised that I have not made any comments about tree selections, the environmental merits of understory planting versus grass. That is because that is not within my ambit. I do not have qualifications in ecology, horticulture, or landscaping. But I tell you who does - the operational staff of the City in whose hands are the decision of what tree goes where; is illuminated by the City's Foreshore Management Plan, Urban Greening Strategy and Strategic Community Plan rests. Our local government exists to serve the needs of the people. Most of us simply want to maintain lifestyle. To me, that includes keeping our community green and shaded. Is it more important that a few property owners are able to make a greater profit, than a resident maintains lifestyle? The majority of residents are not interested in fighting Council decisions just for the sake of fighting. Most just want to preserve what is good about their community area. Thankfully, there are people who are willing to turn up (thank you everyone) to seek solutions that enrich our lives and increase our collective prosperity.

The Presiding Member called for a seconder to move the following motion:

Moved: Ms Bronwyn David of South Perth
Seconded: Ms Sue Gillieatt of Salter Point

That the Electors of the City of South Perth ('the City'):

1. Express a lack of confidence in the Council for their decision on Cr Coveney's Notice of Motion Item 12.1 (Resolution 0725/140) 'Removal of the Six Trees Planted on the South Side of Lake Douglas During Winter 2024' of the July 2025 Ordinary Council Meeting agenda, for the following reasons:
 - (a) The decision to remove six trees from public land in order to protect the outlook of the adjoining private landowners ('the decision') is not in the best interests of the general community of the City, and is inconsistent with the conservation and enhancement of a functional, healthy river and foreshore environment which is the aim of the City's **South Perth Foreshore Strategy and Management Plan**.
 - (b) The decision is inconsistent with and disrespectful of the consensus of the community as expressed in research undertaken for and feedback to the **Urban Greening Strategy**, as endorsed by Council.
 - (c) The decision undermines the goals of the **Urban Greening Strategy** to: protect the City's ecologically sensitive riverside environment as a community asset; protect the City's vegetation, tree canopy and green spaces and existing trees; and expand existing urban greening for the benefit of the City's environment and community wellbeing.
 - (d) The proposal to hold a Councillor workshop to develop a policy on planting trees on public land is inconsistent with the requirements of the **Urban Greening Strategy**, the **South Perth Foreshore Strategy and Management Plan** and the Environment (Built and Natural) elements of the **Strategic Community Plan**. This could affect potential Federal and State Government funding by suggesting to higher levels of government that funding might not align with a thoroughly researched, community supported plan.
 - (e) The decision establishes a concerning precedent by permitting the interests of a limited group of individuals to take precedence over those of the broader community. As such, it does not fulfil the **Strategic Community Plan's** requirements (at 4.3.1) to foster effective governance with quality decision making to deliver community priorities.
2. In accordance with the above, we call upon Council to rescind or change Resolution 0725/140 resulting from Item 12.1, in its entirety or as possible under the Standing Orders, at its earliest opportunity.

The following statement was read out by Ms Sue Gillieatt of Salter Point at the Electors' Special Meeting held 25 August 2025.

Ms Sue Gillieatt: Good evening Mayor, Councillors and City officers. The Salter Point Community Group supports tonight's expression of a lack of confidence in the South Perth Council due to its decision to remove six trees planted on Lake Douglas. Our support is given for tonight's motion since for us, the Council has shown poor governance in its decision-making process. These saplings have become a lightning rod for widespread critique of Council governance. An ad hoc, poorly thought through decision to remove six trees has created a maelstrom of negative publicity and demonstrated to us all that this is not a matter of just about some small trees. It is about a much bigger and pressing need for good governance, which we have not been seeing. Motions such as the tree removal one (the original one) and there have been others over the last year that have been disruptive, dismissive of ratepayers, and wasteful of City resources. One of the biggest risks is that battles fought in public like this one, speak to disturbing disunity. The decision to remove trees from public land shows poor governance in the areas of participation, transparency, accountability, and efficiency. First, it is inconsistent with the City's South Perth Foreshore Management Plan. It is also inconsistent and disrespectful of the community's time-consuming and significant contribution to guiding the Urban Greening Strategy. Further, it undermines the goals of the now endorsed strategy and establishes a concerning precedent in catering to a few, rather than the community. It also comes at an additional cost to ratepayers. The decision to remove the trees is also in conflict, as we have seen tonight, with the City's Strategic Community Plan. It does not speak to the City's priority for the natural environment to retain and enhance our open and green spaces for the current and future generations. Nor does it satisfy prescribed outcomes of the plan, such as enhancing the City's Urban Forest; nor does it improve the amenity value and sustainable uses of our public open spaces. Neither does it speak to maintaining of our open space and effective management of the foreshore. Our aspirations for leadership of our Council is for it to be receptive and proactive in meeting the needs of our community. We expect our leaders to foster effective governance with honesty and integrity. It builds trust and respect between community members and those elected to represent them. It is the norms and actions of our Council which determine good governance and we have not been seeing this.

Mayor Greg Milner: That is time, Ms Gillieatt.
The motion has now been moved and seconded. We will move to Item 5 now.

6. GENERAL BUSINESS RELATED TO THE PURPOSE OF MEETING INCLUDING PUBLIC QUESTION TIME AND PUBLIC STATEMENTS

The Presiding Member called on public questions that were received prior to the meeting.

The following questions were asked by Ms Gemma Spencer of Kensington at the Electors' Special Meeting held 25 August 2025.

- Ms Gemma Spencer:** My first question is what is the proposed cost for the Councillors workshop to develop a policy for planting trees on public land?
- Ms Anita Amprimo (DIS):** The cost would be associated with the use of internal staff and would not be additional to the existing budget, however it would divert staff from undertaking other tasks.
- Ms Gemma Spencer:** My second question is more in line with Governance, and not in terms of the tree situation. Given the divisive way that the South Perth Council seems to have been operating in for some time, how will the Councillors move forward from these issues, and act in a more cohesive manner that best serves the ratepayers of the City?
- Mayor Greg Milner:** I better field that one. I can only say that a Councillor's duties which includes representing the interests of electors, ratepayers, and residents of the district to provide leadership and guidance to the community in the district, and to facilitate communication between the community and the Council. I probably cannot elaborate past that.
- Thank you for both of your questions.
- I would now like to invite Dr Mark Brogan of Kensington, if you would like to come to the microphone, welcome to you and we look forward to your questions.

The following questions were asked by Dr Mark Brogan of Kensington at the Electors' Special Meeting held 25 August 2025.

- Dr Mark Brogan:** Can Councillors who voted to remove the trees on the South side of Lake Douglas, explain to us because we are genuinely puzzled, how it is in the public interest to assert private property rights over public spaces for the subjective matter of protecting views and thereby critically weakening application of the South Perth Foreshore Strategy Management Plan and also the Urban Greening Strategy?
- Mayor Greg Milner:** Okay, I do recall that of the four Councillors who voted in favour of Item 12.1 at last month's Council Meeting, three of them spoke and those comments are available on our website. If any of the Councillors who did vote in favour of Item 12.1 at last month's Council Meeting would like to elaborate on or would like to speak – you do not have to, but I will make that opportunity available.
- That is a no. Your second question, Dr Brogan?
- Dr Mark Brogan:** Can the City provide an ecological assessment of the comparative environmental and community value of the six mature trees proposed for removal versus 135m² of low level planting around Lake Douglas inclusive of the environmental factors of carbon sequestered and ecosystem impact?
- Ms Anita Amprimo (DIS):** The City has not undertaken such an ecological assessment and does not consider that assessment to be a good use of public funds.
- Mayor Greg Milner:** Thank you Dr Brogan for the questions. I would now like to invite Ms Cristy Lowe of Como, if you would like to come the microphone, welcome to you and we look forward to your questions.

The following questions were asked by Ms Cristy Lowe of Como at the Electors' Special Meeting held 25 August 2025.

Ms Cristy Lowe: The City's Governance Framework makes clear that Councillors are expected to act in the interests of the community as a whole rather than a small group of constituents; that good governance requires decisions to be efficient, effective and sustainable in their use of staff time and public resources; and that all decisions should be aligned with the City's endorsed strategic plans and priorities. Considering these principles together, can the City advise whether it believes the decision to remove the six saplings was consistent with the intent of its Governance Framework, and explain why it holds this view?

Mr Abrie Lacock (A/DCS): The City's administrative role is to carry out the Council's resolutions, not to provide comments on them publicly or otherwise.

Ms Cristy Lowe: The Minister for Local Government recently commented on 6PR radio that Council's decision to remove the six trees to prioritise "million-dollar" was "strange," and acknowledged that she is concerned and "keeping a close eye" on the City of South Perth. She further expressed that external political influence appears to be – and I quote – "sucking the oxygen out of the City of South Perth and their ability to provide good governance which is what their community expects." Considering these remarks and the risk of further reputational damage, can the City advise whether it believes rescinding the decision would be in the best interests of good governance and the reputation of this local government, and if not, explain why?

Mr Abrie Lacock (A/DCS): Similar to the answer to the previous question the City's administrative role is to carry out the Council's resolutions, and not provide comment on them that includes an opinion regarding the impact of such decisions.

Mayor Greg Milner: I will add to that and most of you are already aware of this – there is a revocation motion for Council's consideration at the Council Meeting tomorrow night. I will not say anything further than that because I am one of the decision makers.

Thank you very much for your questions and I would now like to invite Ms Veronica McPhail of Kensington if you would like to come to the microphone. Welcome to you and we look forward to your questions.

The following questions were asked by Ms Veronica McPhail of Kensington at the Electors' Special Meeting held 25 August 2025.

Ms Veronica McPhail: My first question: can Council explain why \$30,000 is being allocated to replace six trees, and reassure us that this decision truly delivers value and does not come at the expense of the wider community amenities?

Mayor Greg Milner: I am the spokesperson for the Council but I am conscious that we do have a decision to make on this tomorrow night. I do not want to pre-empt what that decision might be. Thank you for the question – we will find out tomorrow night.

Ms Veronica McPhail: Given that this motion has created division, a lack of transparency and eroded community trust while consuming valuable Council time, how will Council demonstrate stronger leadership and ensure that future decisions reflect the majority of residents?

Mayor Greg Milner: I can only give the answer that I gave Ms Spencer earlier. That is the *Local Government Act* says that the role of Councillors includes representing the interests of electors, ratepayers, and residents of the district. It includes providing leadership and guidance to the community in the district; it involves facilitating communication between the community and the Council; and participating at the local government's decision-making processes such as the Council and Committee Meetings. Thank you for the questions.

Those were the questions from the questions that were submitted prior to tonight's meeting, there is now an opportunity (although we will have a time limit) to call on public questions from the floor.

Is there anyone that would like to ask a question from the floor?

Yes - if you would like to come to the microphone, please state your name and address and there is a maximum of two questions.

The following questions were asked by Ms Denise Lazenby of Como at the Electors' Special Meeting held 25 August 2025.

Ms Denise Lazenby: I would like to ask how the City has managed conflicting community preferences in the past, such as when one resident wants to plant a tree and others object to it. Whose view takes precedence and how has the City been ensuring consistency and fairness in these cases?

Mr Matthew Scott (A/CEO): Generally, Council will consider all views when making a decision and generally decisions are made by Council on the merits of each application.

Mayor Greg Milner: Ms Amprimo, would you like to add anything to that?

Ms Anita Amprimo (DIS): The administration will seek to negotiate with all parties involved to find a resolution, that would be the first place that we would go. Ultimately, if we cannot find a satisfactory resolution, we will also look for guidance from whatever policies or adopted documents that there is. If we ultimately cannot reach a compromise that suits all parties, in general we will go with the status quo; unless there's an overwhelming reason to do something different. For example, if we are looking to plant a street tree and we cannot get agreement from the neighbouring properties - we will generally not plant it and seek to find an alternative location to plant, where we can.

Mayor Greg Milner: Thank you, Mr Scott, and Ms Amprimo. Did you have a second question, Ms Lazenby?

Ms Denise Lazenby: Yes, thank you for the courtesy of a response. I would also like to ask does the approval of the motion to remove the trees weaken the City's ability to implement long-term urban greening and biodiversity planning, particularly if future motions seek to override operational plans or redirect limited planning planting resources, based on case-by-case community demands?

Mr Matthew Scott (A/CEO): Ultimately, as previously advised in previous questions, the administration's role is to implement the Council's decisions. One of the roles of Council is to allocate the Council's resources, therefore it is not the administration's role to determine what happens into the future; it will be the Council's role through its various strategies and plans but also through in (sometimes) individual decisions.

Mayor Greg Milner: Thank you, Mr Scott, and thank you Ms Lazenby.

The following questions were asked by Mr Aidan Carlsson of Karawara at the Electors' Special Meeting held 25 August 2025.

Mr Aidan Carlsson: The City's budget was agreed upon in July by the Council. The proposed tree removal and planting will cost an estimated \$30,000. What is it that the City will not be doing in order to spend that \$30,000?

Mr Matthew Scott (A/CEO): The decision, in regards to the \$30,000, is to go to Council as part of the mid-year budget review. I cannot speculate on what will be involved in that review, or what will be recommended to Council. As it is a resolution that it will be considered as part of the mid-year budget review.

Mr Aidan Carlsson: I have a second question. I was talking to residents in Karawara on Jackson Road. They were concerned that they have lost their views of the golf course and they would like some trees removed and underplanting's there. Is that something that the Council will advocate for in such a situation - particularly those within the Ward that they can retain their views (which are valuable for them for over 20 years that they have lived there and held those views). Will the Council now advocate for them to have these plantings amended?

Mayor Greg Milner: Council has not considered a motion to that effect or made a decision that would allow me to form an informed opinion.

Mr Aidan Carlsson: I will leave that as a comment then.

Mayor Greg Milner: Thank you.

I know Mr Rosenberg but once again in fairness to everyone, could you please state your name and address, we look forward to your questions.

The following questions were asked by Mr Murray Rosenberg of Como at the Electors' Special Meeting held 25 August 2025.

Mr Murray Rosenberg: The reason for the Council making this decision seems to be related to their concern about the neighbours or the people living by the views losing their views, these are very wealthy houses and they are concerned about the views of the City being lost. My question relates to the issue about the views, do residents own the views from their property?

Ms Donna Shaw (DDCS): Historically, no resident was entitled to a view. However, recently Council considered a Local Planning Policy related to significant views. We would consider views in the assessment of any views - that is being considered this month. Should Council adopt that Policy we would consider the significance and impact on potential loss of views in considering any potential development application. However, local planning policies do not extend to public land. They only apply to private properties. At this point in time, there is no consideration of a view when it comes to any sort of development application.

Mr Murray Rosenberg: I understand that residents could be impacted by views, but my question is do they own the view – in every respect you did not answer that question?

Mr Matthew Scott (A/CEO): What you own is on your title, anything outside your title you do not have an ownership right over.

Mayor Greg Milner: Thank you, Mr Scott, and Mr Rosenberg.

Ms Schmidt - if you would like to come to the microphone, welcome to you and we look forward to your questions.

The following questions were asked by Ms Heidi Schmidt of South Perth at the Electors' Special Meeting held 25 August 2025.

Ms Heidi Schmidt: The passing of this motion to remove six trees for vires highlights financial accountability and potential trade-offs and underscores the need for transparency in unplanned expenditure and its effect on broader greening efforts. The removal of six healthy trees and replanting of wetlands plants are estimated to cost \$30,000. Previous motions by ex-Councillor Coveney regarding olive trees removal.

Mayor Greg Milner: Ms Schmidt, sorry to interrupt here, you will get a chance to make a public statement, but the questions have to be without preamble.

Ms Heidi Schmidt: This \$30,000 (that we are all aware of) was not included in the approved budget, where specifically will such a large amount of money for a handful of residence preferences come from? Where does that \$30,000 come from?

Mr Matthew Scott (A/CEO): As per my previous response, the \$30,000 will be considered as part of the mid-year budget review. That review looks at the entire City's budget and recommendations will be made to Council on how best to review the budget. At this stage, I am not at liberty to speculate how that \$30,000 will be funded.

Ms Heidi Schmidt: I understand it creates an issue for governance there too. My second question: within governance roles and decision-making, is the decision to plant trees and determine their location a function of Council or administration in line with the separation of powers as outlined by the Department of Local Government?

Mr Matthew Scott (A/CEO): The planting is an administration function, based on plans and strategies that have been adopted by Council.

Ms Heidi Schmidt: So, Councillors can choose where trees go?

Mayor Greg Milner: Hypothetically.

Ms Heidi Schmidt: Sure.

Mr Matthew Scott (A/CEO): Generally, it is an administration function, based on adopted strategies and plans of Council.

Ultimately though, Council is a decision-making body, and they allocate the resources of the City. Council could potentially instruct the City on where to plant trees.

Mayor Greg Milner: Thank you, Mr Scott and thank you, Ms Schmidt for the questions.

The following question was asked by Ms Gemma Pepper of Como at the Electors' Special Meeting held 25 August 2025.

Ms Gemma Pepper: My question is can the City or the Council clarify whether the approval of this motion sets a precedent where individual residents can request the removal of trees, regardless of arborist advice or strategic planning and dictate where rehabilitation or planting occurs in public open space?

Mr Matthew Scott (A/CEO): I cannot conclusively say that it sets a precedent. Council has to consider each item on its merits. Council may be made aware of past decisions, but that does not necessarily determine a way that Council has to decide. As I said, the items are considered on their merits individually, subject to the information available to Council at the time.

Mayor Greg Milner: I will add to that. Based on my best recollection as to what was said at last month's Council Meeting. If I recall correctly, some Elected Members, including me, said that it sets a precedent, but other Elected Members said that it did not. So, I am afraid that I cannot give you a more concrete answer than that.

Ms Gemma Pepper: Thank you.

Mayor Greg Milner: Pleasure.

Is there anyone else who would like to ask a public question from the floor? No. In that case, we will move onto the time allocated to public statements.

We have received six public statement requests prior to tonight's meeting, so we will give priority to those.

I would like to begin by inviting Ms Kathy Lees of South Perth, if you would like to come to the microphone. Welcome to you, you have three minutes. We look forward to your statement.

The following statement was read out by Ms Kathy Lees of South Perth at the Electors' Special Meeting held 25 August 2025.

Ms Kathy Lees:

Good evening everyone. So, I will get right along.

I would like to speak specifically to the Urban Greening Strategy and the conflict of the decision with that. There is a lot more things that I would like to speak to, but I have only got three minutes. The Council's recent decision to remove six trees on the South Perth foreshore is in direct conflict with its newly adopted Urban Greening Strategy. This decision, taken on the very night the strategy was approved, erodes public faith and undermines the Council's own stated objectives. Two of the strategy's four primary pillars; protect and enhance are directly contradicted by this decision. The strategy explicitly mandates the protection of the City's ecologically sensitive riverside environment as a community asset and states that removing trees on City land is to be considered as a last resort. It talks to expanding tree canopy not reducing it. The removal of these trees to preserve a handful of private views goes against these core principles. Moreover, the decision disregards the extensive community consultation that informed the strategy which revealed overwhelming support for prioritizing tree canopy over views.

Unfortunately, a decision was made during the development of the strategy that saw it remain silent on this contentious long-running issue. But by making this ad-hoc decision now, the Council has ignored this community feedback and undermined the public's trust. Understandably, it erodes the community's confidence in the Council's commitment to faithfully implement the Greening Strategy or any other adopted Council strategies. I call on the Council to immediately revoke this decision. I ask that any future policies on tree planting and objections be developed through the Urban Greening Implementation Plan, as the most appropriate vessel for that decision with genuine community input. It is time to move beyond reactive decisions and engage in a productive balanced dialogue with all stakeholders to find sustainable solutions that protect and increase our tree canopy with a balanced approach to all community priorities on the foreshore. This is the path to truly implementing the strategy and restoring the community's trust in the Council's leadership. Thank you.

The Presiding Member called Ms Sue Gillieatt of Salter Point to the microphone, it was at this point it was acknowledged that Ms Sue Gillieatt had formally seconded the motion and accordingly had already spoken.

Mayor Greg Milner: I would like to invite Ms Joanne Ord of Como to the microphone, welcome to you and we look forward to your statement. Once again, if you could please state your name and address before you begin.

The following statement was read out by Ms Joanne Ord of Como at the Electors' Special Meeting held 25 August 2025.

Ms Joanne Ord: Hello everybody. I am speaking in support of the petition tonight, specifically in respect of the lack of confidence in the decision-making and governance shown by Council. Council's decision at the 22 July OCM undermines the City's ability to manage public land in accordance with its own management plans, strategies, and contradicts the City's online removal request form conditions. The City advised mid last year that not being able to proceed with works on publicly administered land without explicit endorsement of adjoining residents is not a practice the City is aware of in any instance. Yet, here we are. Decisions on issues similar to this involving publicly administered land must centre on a whole community outcome, which many local governments have detailed via their strategies and our City is amongst them. The benefit to the community and whether community expectations would be met by this decision appear not to have been considered and this is the very responsibility of our Council. The decision to support the amended motion has led to a revocation motion and tonight's Electors' meeting. The cost to ratepayers is not just their time in preparing for and attending these meetings, but a loss in productivity to the City in dealing with this protracted issue. Council's role is to support the City's efforts to meet its strategic objectives. Of all the City's strategies, this decision does not support the newly endorsed UGS is at the forefront. The community engaged in good faith to guide this strategy via pop-up events, submissions, and notably via the deliberative panel. I am informed by members of that panel that the expectation was for Council to then take up the baton on the community's behalf, which Council did by endorsing the UGS, but only to (roughly an hour) later pass the amended motion, which was the impetus for this petition. The City's community has rallied quickly to secure this special Electors' meeting, motivated by what they see as a failure of governance. I often hear the words Council and City interchanged and perhaps the assumption being that they are the same entity, but a separation in function and role does exist. This separation is essential for good governance. But to be clear, the issue of governance tonight is Council's alone. The Electors' meeting is a result of a series of decisions. Decisions which have a direct influence on the reputation of this City we call home.

Thank you.

Mayor Greg Milner: Thank you for your statement.

Mayor Greg Milner:

I would now like to invite Mr Stephen Russell of Como, If you would like to come to the microphone. Welcome to you and we look forward to your statement. Once again, if you could state your name and address before you begin your statement.

The following statement was read out by Mr Stephen Russell of Como at the Electors' Special Meeting held 25 August 2025.

Mr Stephen Russell:

I speak in favour of tonight's Electors' motion. I am sure Council will hear from the community here tonight about the benefits of trees, about private property rights versus public property rights, etc., etc., to which many here know where I stand. But I wish to speak more specifically about clause (e), which talks of fostering effective governance with quality decision making to deliver community priorities. Clause (e) is simply requiring Council to perform its' fiduciary duty to the community. The most basic element of good government.

Obviously, the community feels that the Council has not carried out this duty, because we are here tonight. It is incredulous, indeed beyond frustrating, that the community has needed to mobilize itself to call for a special Electors' meeting to revoke a Council decision on a matter that should not have presented itself. How on earth did we all arrive at this point here tonight? What were the circumstances, the decision-making environment, where a Council felt so empowered to support a Notice of Motion where its ultimate objective is to remove public trees to protect million-dollar views of adjacent private residents, an objective so lacking in material public benefit that it does not align with good government. Alas, this is not a singular example as we have seen other examples of motions and Council decision-making that are more about Elected Member public profiles rather than good government. For me, it comes down to a Council culture of its own making. A culture that has become so evidently factionalised and self-absorbed with itself, since the State seat pre-selection battle in early 2024. In effect, the fallout has spilled onto the Council floor. The Council Chambers has become a proxy battleground for political ambition and upmanship. It is exhausting to observe as a community member and it must be exhausting for the City administration to be caught in the crossfire. A Council focused on itself, cannot be focused on the community. That is why we are here tonight, that is why this Electors' motion needs to be supported not only for the six trees but also for good government.

Thank you.

Mayor Greg Milner:

Thank you, Mr Russell.

I would now like to invite Mr Ian Barlow of Koondoola, if you would like to come to the microphone.

Welcome to you, if you could please state your name and address. We look forward to your statement.

The following statement was read out by Mr Ian Barlow of Koondoola at the Electors' Special Meeting held 25 August 2025.

Mr Ian Barlow:

Thank you. my name is Ian Barlow and I have acquired permission by governance to speak.

I have been asked to raise awareness of the importance of encouraging our local turtles and their population to help aid in the maintenance of healthy water quality, not just biodiversity. These turtles are not only the saviours of our wetlands, but they also provide an annual spectacle with females emerging on mass for their nesting season. With the planting of the six trees, it is a great step forward in increasing tree coverage but also creates additional nesting habitat for our turtles. With this creation of nesting habitat in prime turtle nesting area, it will help reduce the human wildlife interactions and that includes deterring turtles from nesting in residential gardens. Alongside with keeping the lakeside residents happy about their gardens not being disturbed, the newly planted trees will drastically reduce the exposure time for not only nesting females, but will improve the survival rate of hatchlings entering the water. With a higher number of turtles, it means cleaner water and a chance for wildlife to generate revenue in the community as they are the only large reptile that can be safely observed so close to the city. If you have seen a turtle and seen the way that a turtle looks back and smiles at you, you cannot help but be happy and smile back.
That is my statement.

Mayor Greg Milner:

Thank you very much, Mr Barlow.

I would now like to invite Mr Oliver Crosthwaite of South Perth, welcome to you. The microphone is yours, if you could please state your name and your full address. We look forward to your statement.

The following statement was read out by Mr Oliver Crosthwaite of South Perth at the Electors' Special Meeting held 25 August 2025.

Mr Oliver Crosthwaite: Mayor, Councillors, officers, and residents - whilst I made a Deputation at last week's Council Briefing, opposing the removal of the six trees. I would like to reiterate the salient points for the benefit of this public forum. Council's decision to remove these trees is difficult to understand for a number of reasons. Firstly, there are so few of these trees - so why have they become such an issue? Secondly, five of the six trees will grow to less than 5m. This is contrary to former Councillor Coveney's assertion that the six trees will grow up to 30m. Thirdly, the majority of these six trees would grow to be about the same height as similar trees that already exist in varying places around the lake and be no more an obstruction than what already exists. Fourthly, the six trees have been planted by City staff in accordance with a long-standing practice that is in line with side boundaries of adjoining properties to minimise visual obstruction.

Fifthly, most of the six adjoining properties have house heights of between 10m-15m and therefore provide vantage points to Perth City, over the expected 5m height of these five trees should they inadvertently be in direct line of sight. Sixthly, it is well known and accepted that adjoining owners do not own the rights of the views to the city. A point grudgingly made by the mover of the motion to have the trees removed. Seventhly, that Councillor made it clear that he was acting on behalf of around a dozen residents, presumably from just six adjoining properties.

Mayor Greg Milner: Sorry, Mr Crosthwaite, I do need to jump in there. I do not think former Councillor Coveney said he was acting on behalf of those residents. I think he said he had been contacted by those residents. I have paused your time, I am about to restart it.

Mr Oliver Crosthwaite: Accepted. Thank you.

Presumably from just six adjoining properties in front of which the trees appear in the park. This is a bit rich given that there are thousands of other residents with an interest in the adjoining public land. In fact, supporters of the six trees managed within hours to obtain close to 700 on a petition calling for the special Electors' meeting. Tenthly, catering to the self-interest of so few is shortsighted and sets a dangerous precedent for future decision-makers.

Mayor Greg Milner: That is time, Mr Crosthwaite, thank you for your statement.

Mr Oliver Crosthwaite: Thank you.

Mayor Greg Milner: Okay, so they were the statements from all the people that had registered prior to this meeting, but we still have time if there are people who would like to make a statement from the floor. Would anyone like to do so?
Yes, the fellow at the back there - if you would like to come up?
Welcome to you, if you could please state your name and full address and we look forward to your statement.

The following statement was read out by Mr Anthony Sacca of South Perth at the Electors' Special Meeting held 25 August 2025.

Mr Anthony Sacca: I was not planning on making a statement tonight, so I do not have a nice written piece of paper to speak by, but while I was sitting here, I am listening. I wanted to hear from people who actually supported this decision in the first place. So, the residents who wanted them removed, and the Councillors that voted. Now, interestingly, they were given the opportunity to speak tonight and not one person has said a word. So, I am curious either: one, they're too ashamed to say anything in front of all of us.

Mayor Greg Milner: I will jump in there, Mr Sacca. I am going to encourage everyone to play the issue, not the person.

Mr Anthony Sacca: I am not speaking about any individual, I am talking about.

Mayor Greg Milner: No, I get it.

Mr Anthony Sacca: Either they have changed their minds, or they do not want to speak. The Council does not want to speak to the people when they are here and I find that shocking. Thank you.

Mayor Greg Milner: Thank you for the statement. Just a gentle reminder to everyone to please be respectful, please extend due courtesy, as you would want due courtesy to be extended to you.

So, with that, is there anyone else who would like to make a statement from the floor?

Yes. If you would like to come to the microphone - if you could please state your name and full address and we look forward to your statement.

The following statement was read out by Ms Amanda Marley of Como at the Electors' Special Meeting held 25 August 2025.

- Ms Amanda Marley:** I had not really planned on coming here tonight either. I have been a nurse and a midwife for my career (retired now) but an advocate for vulnerable people. I would like to advocate and have my voice heard here tonight, because I would like to promote activism for vulnerable plants, which are living things. I believe we have European borer problem here in Perth, which I think we need to keep as many trees planted on the lovely foreshore. I was just wondering also have you consulted any of the local indigenous Whadjuk people from the Noongar nation in our lovely Boodja?
- Mayor Greg Milner:** On this specific issue?
- Ms Amanda Marley:** Yeah, about you know, removing the trees?
- Mayor Greg Milner:** Mr Scott?
- Mr Matthew Scott (A/CEO):** I do not believe so, but this is not public question time, it is for statements.
- Mayor Greg Milner:** Good point, yes, timely reminder, I should have picked up on that.
- Ms Amanda Marley:** I just remind you of your Reconciliation Action Plan, as well.
- Mayor Greg Milner:** Thank you.
- Ms Amanda Marley:** That is very important.
- Mayor Greg Milner:** Thank you for the statement.
- Folks, is there anyone else who would like to make a statement from the floor? Yes, the lady in the third row there. Welcome to you. If you could please state your name and full address and we look forward to your statement.

The following statement was read out by Ms Noreen Fynn of South Perth at the Electors' Special Meeting held 25 August 2025.

- Ms Noreen Fynn:** Good evening, Mayor and Councillors and staff. I think my main concern, along with many, is that I consider this to be an extremely dangerous precedent that has been set. In taking the interests of a very small number of electors, in terms of their views and their own financial considerations in voting for the removal of the trees when that was the reason given for bringing this motion. I think that very dangerous precedent that could be used by others, in other parts of the City, needs to be very carefully taken into consideration.
- Thank you.
- Mayor Greg Milner:** Thank you, Ms Fynn.
- Is there anyone else? Yes, Mr Richter, Yes.
- Welcome to you, I will get you to say your name and full address, but we look forward to your statement.

The following statement was read out by Mr Zane Richter of Manning at the Electors' Special Meeting held 25 August 2025.

Mr Zane Richter: Good evening, Mayor and Councillors. I just want to make a statement about: I am a glass half full type of guy and I think we should not throw the baby out with the bath water. We have \$30,000 of potential additional planting to support that wetland. I would like to see that as well as the retention of the trees, move forward as we go from here.

Mayor Greg Milner: Thank you for the statement.

Folks, is there anyone else who would like to make a statement from the floor? No. Okay, in that case, there being no further statements, I am going to put the motion as presented by Ms Bronwyn David and seconded by Ms Sue Gillieatt to the vote.

DECISION

Moved: Ms Bronwyn David of South Perth

Seconded: Ms Sue Gillieatt of Salter Point

That the Electors of the City of South Perth ('the City'):

1. Express a lack of confidence in the Council for their decision on Cr Coveney's Notice of Motion Item 12.1 (Resolution 0725/140) 'Removal of the Six Trees Planted on the South Side of Lake Douglas During Winter 2024' of the July 2025 Ordinary Council Meeting agenda, for the following reasons:
 - (a) The decision to remove six trees from public land in order to protect the outlook of the adjoining private landowners ('the decision') is not in the best interests of the general community of the City, and is inconsistent with the conservation and enhancement of a functional, healthy river and foreshore environment which is the aim of the City's **South Perth Foreshore Strategy and Management Plan**.
 - (b) The decision is inconsistent with and disrespectful of the consensus of the community as expressed in research undertaken for and feedback to the **Urban Greening Strategy**, as endorsed by Council.
 - (c) The decision undermines the goals of the **Urban Greening Strategy** to: protect the City's ecologically sensitive riverside environment as a community asset; protect the City's vegetation, tree canopy and green spaces and existing trees; and expand existing urban greening for the benefit of the City's environment and community wellbeing.
 - (d) The proposal to hold a Councillor workshop to develop a policy on planting trees on public land is inconsistent with the requirements of the **Urban Greening Strategy**, the **South Perth Foreshore Strategy and Management Plan** and the Environment (Built and Natural) elements of the **Strategic Community Plan**. This could affect potential Federal and State Government funding by suggesting to higher levels of government that funding might not align with a thoroughly researched, community supported plan.
 - (e) The decision establishes a concerning precedent by permitting the interests of a limited group of individuals to take precedence over those of the broader community. As such, it does not fulfil the **Strategic Community Plan's** requirements (at 4.3.1) to foster effective governance with quality decision making to deliver community priorities.
2. In accordance with the above, we call upon Council to rescind or change Resolution 0725/140 resulting from Item 12.1, in its entirety or as possible under the Standing Orders, at its earliest opportunity.

CARRIED

Mayor Greg Milner:

I think that was unanimous, so the motion has been carried.

Mayor Greg Milner:

Before I do close the meeting, I would like to advise everyone that any decisions made at electors' meetings are to be considered by Council in accordance with section 5.33 of the *Local Government Act 1995*. At this point in time, given that we have got our August Council Meeting tomorrow night, it is anticipated that the minutes from this meeting will be considered by Council at the Council meeting to be held Tuesday 23 September 2025.

7. CLOSURE

The Presiding Member thanked everyone for their attendance and closed the meeting at 7.12pm.