

ATTACHMENTS

Ordinary Council Meeting

28 May 2024

Part 1 – 7.2.2, 10.3.1, 10.3.2, 10.3.4, 10.3.5,
10.3.6 , 10.4.1 and 10.4.2

ATTACHMENTS TO AGENDA ITEMS

Ordinary Council Meeting - 28 May 2024

Contents

7.2.2 COUNCIL AGENDA BRIEFING - 21 MAY 2024

Attachment (a):	Briefing Notes	4
-----------------	----------------	---

10.3.1 MAJOR LAND TRANSACTION - COLLIER PARK VILLAGE AND CONTRACT OF SALE

Attachment (a):	Collier Park Village - Business Plan	9
Attachment (b):	Schedule of Submissions - Collier Park Village Major Land Transaction	21

10.3.2 LOCAL PLANNING POLICIES - FINAL ADOPTION

Attachment (a):	Schedule of Submissions - Draft Local Planning Policy - Non-Residential Development in the Residential Zone	24
Attachment (b):	Draft Local Planning Policy - Non-Residential Development in the Residential Zone	31
Attachment (c):	Schedule of Submissions - Draft Local Planning Policy - Non-Residential and Mixed Use Development	35
Attachment (d):	Draft Local Planning Policy - Non-Residential and Mixed Use Development	40
Attachment (e):	Schedule of Submissions - Draft Local Planning Policy - Residential Development	45
Attachment (f):	Draft Local Planning Policy - Residential Development	46
Attachment (g):	Schedule of Submissions - Draft Local Planning Policy - Non-Residential Parking	52
Attachment (h):	Draft Local Planning Policy - Non-Residential Parking	59

10.3.4 PROPOSED CHANGE OF USE - SINGLE HOUSE TO HOLIDAY HOUSE - LOT 352, NO. 7 VISTA STREET, KENSINGTON

Attachment (a):	Development Plans	66
Attachment (b):	Management Plan	68
Attachment (c):	Site Photo	84

10.3.5 PROPOSED HOME BUSINESS (DOG GROOMING) - LOT 227 NO. 49 KILKENNY CIRCLE, WATERFORD

Attachment (a):	Site Plan and Covering Letter	85
Attachment (b):	Site Photo	88

10.3.6 PROPOSED CHANGE OF USE - MULTIPLE DWELLING TO HOLIDAY ACCOMMODATION - LOT 2, NO. 2/45 MARY STREET, COMO

Attachment (a):	Development Plans and Management Plan	89
Attachment (b):	Site Photos	95

10.4.1 LISTING OF PAYMENTS APRIL 2024

Attachment (a):	Listing of Payments April 2024	98
-----------------	--------------------------------	----

10.4.2 MONTHLY FINANCIAL STATEMENTS APRIL 2024

Attachment (a):	Statement of Financial Position	110
Attachment (b):	Statement of Change in Equity	111
Attachment (c):	Statement of Financial Activity	112
Attachment (d):	Operating Revenue and Expenditure	113
Attachment (e):	Significant Variance Analysis	117
Attachment (f):	Capital Revenue and Expenditure	121
Attachment (g):	Statement of Council Funds	124
Attachment (h):	Summary of Cash Investments	125
Attachment (i):	Statement of Major Debtor Categories	127

NOTES

Council Agenda Briefing

Meeting Date & Time: 6.00pm, Tuesday 21 May 2024
Meeting Location: Council Chamber

1. DECLARATION OF OPENING

The Presiding Member opened the Briefing at 6.01pm and welcomed everyone in attendance.

ITEMS FOR COUNCIL

The Presiding Member informed the meeting that Agenda Items 2, 3, 6, 7, 8.1, 8.2, 9, 11, 13 and 14 will be dealt with at the Ordinary Council Meeting to be held 28 May 2024.

4. ATTENDANCE

Presiding Member

Mayor Greg Milner

Councillors

Como Ward
Manning Ward
Manning Ward
Mill Point Ward
Moresby Ward
Moresby Ward

Councillor Bronwyn Waugh
Councillor André Brender-A-Brandis
Councillor Blake D'Souza (Arrived at 6.06pm)
Councillor Nic Coveney
Councillor Jennifer Nevard
Councillor Hayley Prendiville

Officers

A/Chief Executive Officer
Director Development and Community Services
Director Infrastructure Services
Manager Finance
Manager Governance
Governance Coordinator
Governance Officer

Mr Garry Adams
Ms Donna Shaw
Ms Anita Amprimo
Mr Abrie Lacock
Ms Toni Fry
Mr Morgan Hindle
Ms Jane Robinson

Gallery

There were 9 members of the public present.

4.1 Apologies

- Councillor Mary Choy

4.2 Approved Leave of Absence

- Councillor Glenn Cridland for the period 18 May 2024 to 30 May 2024 inclusive.

5. DECLARATIONS OF INTEREST

- Councillor Bronwyn Waugh – Impartiality Interest in Item 10.3.1 as ‘in 2019 I acted for a client on a matter involving the sale of its business to Amana Living and in addition, the firm of which I am a director advised a local government in respect of a matter involving Amana Living.’
- Mayor Greg Milner - Financial, Proximity and Impartiality Interest in Item 10.3.3 as ‘some of the proposed listings either include, or are adjacent to, or are across the road from, properties that are owned or indirectly owned by persons who contributed to my re-election campaign in 2023.’
- Councillor Mary Choy – Impartiality Interest in Item 10.3.3 as ‘some of the local heritage survey nominees are known to me.’
- Councillor Hayley Prendiville – Impartiality Interest in Item 10.3.3 as ‘one of the nominated persons for the Local Heritage Survey Review is known to me as a neighbour.’
- Councillor Bronwyn Waugh – Proximity Interest in Item 10.3.6 as ‘I live on Mary Street within proximity of number 45 Mary Street Como.’

Councillor Blake D’Souza arrived at 6.06pm during consideration of Item 8.

8. PRESENTATIONS

8.3 Deputations

- | | | |
|----|---|------------------------|
| 1. | Mr Peter Quinn of Como who spoke FOR the Officer’s Recommendation. | Item
10.3.1 |
| 2. | Dr Mark Brogan of Kensington who spoke AGAINST the Officer’s Recommendation. | Item
10.3.3 |
| 3. | Ms Bronwyn David of South Perth who spoke FOR the Officer’s Recommendation. | Item
10.3.3 |
| 4. | Mr John Bassett of Como who spoke FOR the Officer’s Recommendation. | Item
10.3.3 |

10. DRAFT MAY 2024 REPORTS

The Acting Chief Executive Officer, Mr Garry Adams gave a brief summary of the May 2024 Agenda Items to be considered by Council, as follows.

Councillor Bronwyn Waugh declared an Impartiality Interest in Item 10.3.1.

10.3.1 Major Land Transaction - Collier Park Village and Contract of Sale

This item was the subject of a Deputation.

The purpose of this report is for Council to consider the submission on the Major Land Transaction Business Plan for the disposal of Collier Park Village pursuant to Section 3.59 of the *Local Government Act 1995*, and to endorse execution of the Contract of Sale to transfer the land to Amana Living Incorporated.

10.3.2 Local Planning Policies - Final Adoption

The purpose of this report is for Council to consider adopting four draft local planning policies following advertising.

Mayor Greg Milner declared a Financial, Proximity and Impartiality Interest in Item 10.3.3.

Councillors Mary Choy and Hayley Prendiville declared an Impartiality Interest in Item 10.3.3.

Mayor Greg Milner accordingly left the Chamber at 6.31pm prior to consideration of Item 10.3.3 and Councillor Bronwyn Waugh assumed the Chair.

10.3.3 Local Heritage Survey Review

This item was the subject of three Deputations.

The purpose of this report is for Council to consider endorsing the draft Local Heritage Survey and proposed Place Records for advertising.

Mayor Greg Milner returned to the Chamber at 6.47pm and resumed the Chair prior to consideration of Item 10.3.4.

10.3.4 Proposed Change of Use - Single House to Holiday House - Lot 352, No. 7 Vista Street, Kensington

The purpose of this report is to consider an application for development approval for a Change of Use from a Single House to a Holiday House at Lot 352, No. 7 Vista Street, Kensington.

The item is referred to Council as the proposed land use falls outside of the delegation to Officers.

For reasons outlined in this report, it is recommended that the application be approved subject to conditions.

10.3.5 Proposed Home Business (Dog Grooming) - Lot 227 No. 49 Kilkenny Circle, Waterford

The purpose of this report is to consider an application for development approval for a Home Business (Dog Grooming) on Lot 227, No.49 Kilkenny Circle, Waterford.

This item is referred to Council as the proposal is a 'Home Business' land use under Local Planning Scheme No. 7, which is a non-residential use in a residential zone. One submission has been received in objection and therefore falls outside of the delegation to the Officers.

For the reasons outlined in this report, it is recommended that the application be approved subject to appropriate conditions.

Councillor Bronwyn Waugh declared a Proximity Interest in Item 10.3.6.

10.3.6 Proposed Change of Use - Multiple Dwelling to Holiday Accommodation - Lot 2, No. 2/45 Mary Street, Como

The purpose of this report is to consider an application for development approval for a Change of Use from a Multiple Dwelling to Holiday Accommodation on Lot 2, No. 2/45 Mary Street, Como.

The item is referred to Council as the proposed land use falls outside of the delegation to Officers.

For the reasons outlined in this report, it is recommended that the application be approved subject to conditions.

10.3.7 Response to Notice of Motion - Hooning Along the Peninsula

This report provides updates in response to Council Resolution Number 0224/019, titled 'Notice of Motion – Councillor Nic Coveney – Hooning Along the Peninsula' from its meeting held 27 February 2024 and provides recommendations on further action.

10.4.1 Listing of Payments April 2024

This report presents to Council a list of accounts paid under delegated authority between 1 April 2024 to 30 April 2024 for information. It also includes purchase card transactions between 1 March 2024 to 31 March 2024 in line with new legislative requirements.

10.4.2 Monthly Financial Statements April 2024

The monthly Financial Statements are provided within **Attachments (a)–(i)**, with high level analysis contained in the comments of this report.

12. MOTIONS OF WHICH PREVIOUS NOTICE HAS BEEN GIVEN

12.1 Notice of Motion - Councillor Jennifer Nevard - Appointment to Committees

12.2 Notice of Motion - Councillor Blake D'Souza - Manning Bike Track

15. MEETING CLOSED TO THE PUBLIC

Nil.



16. CLOSURE

At 7.01pm the Presiding Member closed the Council Agenda Briefing and thanked everyone for their attendance.



CITY OF SOUTH PERTH

**MAJOR LAND
TRANSACTION
BUSINESS PLAN**

COLLIER PARK
RETIREMENT VILLAGE
MARCH 2024

A CITY OF ACTIVE PLACES AND BEAUTIFUL SPACES





Acknowledgement of Country

Kaartdjinin Nidja Nyungar Whadjuk Boodjar Koora Nidja Djining Noonakoort
kaartdijin wangkiny, maam, gnarnk and boordier Nidja Whadjul kura kura.

We acknowledge and pay our respects to the traditional custodians of this land,
the Whadjuk people of the Noongar nation and the Elders past and present.



CONTENTS

1.0	Executive Summary	4
2.0	Objectives	5
2.1	Strategic	5
2.2	Resident Wellbeing	5
2.3	Business Plan Objectives	5
3.0	Legislative Requirements	6
3.1	Major Land Transaction Business Plan	6
3.2	Business Plan Advertising	6
4.0	Overview	7
4.1	Background	7
4.2	Site Details	7
4.3	Request for Proposal Process	7
4.4	Land Tenure	9
4.5	Land Zoning and Development Controls	9
5.0	Major Land Transaction	9
5.1	Land Transfer	9
6.0	Assessment of Major Land Transaction	10
6.1	Effect on the Provision of Facilities and Services by the City	10
6.2	Effect on Other Retirement Village Operators in the District	10
6.3	Market Value of the Transaction	10
6.4	Expected Financial effect on the City of South Perth	11
6.5	Effect on Matters Referred to in the City's Strategic Community Plan	11
6.6	Ability of City to Manage the Transaction	11
6.7	Other Matters of Which Details are Required to be Given	11



1.0 EXECUTIVE SUMMARY

At its ordinary meeting of 26 March 2024, Council resolved, in accordance with section 3.59 (4) of the Local Government Act 1995, to authorise the Chief Executive Officer to provide local public notice of the proposed disposal of Collier Park Village (the Village).

The City of South Perth now invites public submissions on the Major Land Transaction Plan, which proposes to dispose of Collier Park Retirement Village, developed by the City and operated by the City on Crown Land at 2 Bruce St Como.

In accordance with section 3.59 of the *Local Government Act 1995* (the Act), the City is required to prepare a Business Plan for the transaction and give statewide public notice of the proposal.

Community members may make submissions in relation to the transaction via the following methods:

By Post:

Cnr Sandgate St and South Tce,
South Perth WA 6151

By Email:

enquiries@southperth.wa.gov.au

In Person:

South Perth Civic Centre,
Cnr Sandgate St and South Tce,
South Perth.

Any submissions received will assist Council in making a decision on whether to proceed with the advertised transaction.

Copies of the Plan are available from:

- The City's website
- The City of South Perth Civic Centre
- The South Perth Library and the Manning Library

Closing date for submissions:

Close of Business Friday 10 May, 2024

Mike Bradford

Chief Executive Officer



2.0 OBJECTIVES

2.1 Strategic

The City places great importance on the long term vision and staged redevelopment strategy for Collier Park Village (CPV) to create a lively neighbourhood and community which facilitates independent living and improved accessibility for seniors. Consistent with the City's Strategic Community Plan 2021-31, maintaining a sustainable environment (both built and natural) and ensuring the ongoing viability of CPV for current and future residents is a key priority for the City. Further insights into the City's priorities and values are detailed in the Strategic Community Plan (2021-2031).

2.2 Resident Wellbeing

Assisted living units have recently emerged as an alternative for older people to delay or eliminate the need to enter residential aged care. These are purpose-built, fully equipped units where residents can receive their required care and support in their home as their care needs advance. These units are growing in popularity as an addition to independent living as they offer a continuum of care for older people.

Contemporary living trends for retirement villages include home care and ancillary services. Amenities such as in house cafes, gymnasiums, pools, hairdressing, GP and allied health professionals, spa, cinema and private dining are already offered in the more modern facilities within close proximity to Collier Park.

The City wants to improve and enhance the facilities available to current and future residents at CPV. It does not have the expertise – or the financial resources – to make significant improvements to CPV.

2.3 Business Plan Objectives

This plan aims to:

- Comply with the requirements of Section 3.59 of the Act.
- Provide details of the City's intention to undertake a major land transaction and:
 - (a) Acquire Lot 4909 on Deposited Plan 192521 and acquire Lot 3296 on Deposited Plan 185224 from the State Government under a conditional freehold arrangement and
 - (b) Dispose of Lot 4909 on Deposited Plan 192521 and dispose of Lot 3296 on Deposited Plan 185224 to Amana Living Incorporated, for the purpose of a retirement village. Seek community submissions on the proposed Transaction as outlined in this Plan.





3.0 LEGISLATIVE REQUIREMENTS

3.1 Major Land Transaction Business Plan

Section 3.59 of the Act outlines the process governing Commercial Enterprises by local governments, which includes Major Land Transactions. The Act defines a Major Land Transaction as:

“a land transaction other than an exempt land transaction if the total value of –

- (a) the consideration under the transaction; and*
- (b) anything done by the local government for achieving the purpose of the transaction, is more, or is worth more, than the amount prescribed for the purposes of this definition.”*

The amount prescribed for the purposes of the definition of Major Land Transaction under Section 8A (1) of the Local Government (Functions and General) Regulations 1996 (the Regulations) is:

“(a) if the land transaction is entered into by a local government of a district of which is in the metropolitan area or a major regional centre, the amount that is the lesser of –

- (i) \$10,000,000; or*
- (ii) 10% of the operating expenditure incurred by the local government from its municipal fund in the last completed financial year.”*

Before entering into a Major Land Transaction, the City is required to prepare a Business Plan that includes an overall assessment of the land transaction including:

- (i) expected effect on the provision of services and facilities by the City; and
- (ii) expected effect on other persons providing services and facilities in the region; and
- (iii) expected financial effect on the City;
- (iv) expected effect on the City’s plan for the future (s5.56 of the Act); and
- (v) the ability of the City to manage the performance of the transaction; and
- (vi) any other matter prescribed for the purposes of s3.59 (3) of the Act.

This Plan has been written to comply with the requirements of s3.59 “Commercial Enterprises by Local Governments” of the Act and Part 3 of the Regulations and to provide members of the public with sufficient information to make an informed submission in respect to this proposal.

3.2 Business Plan Advertising

Section 3.59 (4) of the Act requires the City to give statewide and local public notice of the Major Land Transaction through the advertising of a business plan for a period of not less than six weeks.

The community may make submissions, which will be taken into consideration before a decision to proceed with the Major Land Transaction is made by Council.

Submissions in respect to this Plan must be made in writing to the Chief Executive Officer via the contact details provided in the preface.



4.0 OVERVIEW

4.1 Background

The City currently owns and operates CPV in Morrison Street, Como, a retirement village of 169 two bedroom – one bathroom independent living units (ILU) and an associated community centre. CPV commenced construction in 1986 and was built in stages with completion in 1995. The site also contains the former 40 bed (aged care) hostel building (which closed in 2014), gazebos, BBQ areas, carparks, caravan bays and extensive landscaped gardens. CPV is operated in accordance with the *Retirement Villages Act 1992 (WA)*.

The Village is home to 178 residents (March 2024). Approximately 15% of residents were City of South Perth residents before moving to CPV, the remaining residents moved into CPV from other municipalities.

Village residents live independently in their units and more than half of residents receive some form of care in the home (such as Commonwealth Home Support Program or Commonwealth Government Home Care Packages) to support independent living.

The City provides a range of amenities to Village residents such as facilities within the community centre to conduct social functions and activities as well as maintenance of pathways and extensive common gardens. Services to facilitate independent living such as home support, transport to medical providers or social activities and medical care are delivered by external providers or through Commonwealth Government Home Care Packages or the Commonwealth Home Support Program.

The City provides space for visiting medical professionals at the community centre and facilitates programs to promote healthy ageing and intergenerational activities in partnership with external service providers and educational institutions. A hairdresser also holds a lease on site to provide services to the CPV residents.

An elected Residents' Committee consults with the administration of the City on behalf of residents about the day to day running of the retirement village and any issues or proposals raised by the residents. Various other resident groups work collaboratively to provide a range of activities, such as yoga, mah-jong, line dancing and carpet bowls.

4.2 Site Details

The site is Crown Land known as Reserve 38665, comprises 83,369m² and is vested in the City of South Perth for the purpose of Aged Persons Homes. The operation of CPV is subject to the *Retirement Village Act 1992*.

4.3 Request for Proposal Process

Following a Council decision made 21 March 2023, the City undertook a request for proposal process whereby an invitation was made to the market for interested, experienced operators to put forward proposals to own and operate the Village.

Considerable thought was given to preparing extensive evaluation criteria that was aimed at ensuring the City would attract an operator that would serve the interests of both current and future residents. Particular importance was placed on protecting the rights of existing residents.



Criteria	Weighting	Details
Organisational Reputation and alignment with CPSP Priorities	40%	<ul style="list-style-type: none"> Alignment of the organisation with COSP priorities, as articulated in the accompanying Vision Statement and the City's Strategic Community Plan (SCP) 2021-2031 Positive historic and current organisational reputation in their industry(ies) Demonstrated commitment and respondent strategy to redevelop the site into contemporary seniors and disability accessible accommodation Demonstrated experience and expertise in operating retirement living accommodation Capability to deliver care services (home care, disability supports and/or residential aged care) either themselves, through a care partner and/or outsourced service provider Strong compliance record against the Retirement Villages Act 1992 (WA), Aged Care Act 1997 (Cth) and other relevant Acts and Standards Demonstrated understanding and capability to adhere to the new requirements under the updated Retirement Villages Act 1992 (WA), effective in 2023
Proven track record in completing similar transactions and redevelopments	40%	<ul style="list-style-type: none"> History of successfully completing similar transactions Proven track record showing successful staged redevelopment of retirement living and/or aged care on live sites (occupied units) Proven track record of successfully managing stakeholder communication and engagement (consumers, staff, community) during a staged redevelopment Commitment and plans to protect resident rights (security of tenure, lease agreements, provision of alternate accommodation during the staged redevelopment process, etc.) Securing and assisting with the transition into new accommodation for residents who seek to remain at the Village A commitment to secure tenure for renters for a minimum of 12 months post-transaction
Financial Capacity*	20%	<ul style="list-style-type: none"> Viable organisation with the capacity to sustain site operations Strong balance sheet position or demonstrated ability to secure financing for the transaction (lending facilities from banks, etc.)



4.4 Land Tenure

The City is currently seeking to change the tenure of the land to “conditional freehold” and has commenced discussions with the Department of Planning, Lands and Heritage. Any change to land tenure will be subject to Ministerial approval. Conditional freehold does not change what the land can be used for (provision of aged persons homes) or allow for unfettered development of the site. The subject land would simply be freehold in the hands of an operator, conditional upon it continuing to be used as aged persons homes (retirement village) for:

- i) Accommodation and/or care for persons aged over 55 years; and
- ii) Facilities and amenities to provide service to, or for the support of, persons residing on or occupying Lot 4049 on Deposited Plan 192521 and Lot 3296 on Deposited Plan 185224.

If at any stage in the future, it was no longer to be used for this purpose, the land could revert to the State.

4.5 Land Zoning and Development Controls

The land is zoned Residential R20/30 under the City’s Town Planning Scheme No.6 with a height limit of 7.5m. Under draft Local Planning Scheme No.7, the land is proposed to be zoned Residential R50 with a height limit of three storeys. The site must be used in accordance with the current management order for Aged Persons Homes.

If conditional freehold is granted, the land may only be used in accordance with the conditions and memorial placed on the title by the Minister for Lands. These encumbrances will be consistent with the current management order.

5.0 MAJOR LAND TRANSACTION

5.1 Land Transfer

In conjunction with the RfP process, the City has negotiated with the State Government (Department of Planning, Lands and Heritage) with regard to acquiring the site under a conditional freehold arrangement with the express intention of then transferring the title to the successful proponent.

The conditional freehold title is a necessary step to ensure that an appropriate memorial can be lodged on the title (in compliance with section 15 of the *Retirement Villages Act 1992*). This will ensure that the residents interest in the land is registered prior to any divestment by the City.

Pending the due diligence period and successful negotiation of a contract, the City would seek Ministerial approval to the transfer of the site to Amana Living Incorporated, who would be bound by the memorial on the title.

In its 2022/23 audited financial statements, the City recognised total liabilities related to the village at \$24,007,406 (liabilities held for sale). Approximately \$17.5 million of this is offset by a City Owned Reserve Fund. (The Collier Park Village Offset Reserve).

Upon transfer of the site, Amana Living Incorporated will assume all of the residents’ liabilities and the City will retain the funds in its existing reserve to use for other purposes yet to be determined via a decision of Council. Amana Living Incorporated has significant cash reserves and a strong balance sheet, which would ensure that any liabilities transferred could be easily met.



6.0 ASSESSMENT OF MAJOR LAND TRANSACTION

6.1 Effect on the Provision of Facilities and Services by the City

The City's divestment of CPV will see it exit completely from the provision of accommodation services for aged persons. This follows from the City's closure of the Aged Care Hostel on the same site in 2014.

The City has in recent years, been incurring financial losses of approximately \$500,000 annually on the Village operations. In addition, it was recognised that, given the age of the buildings on the site, a significant capital expenditure program would be required. This was estimated to be in excess of \$100 million and could be up to \$200 million over a 20 to 30 year timeframe.

The City also recognised that its expertise in the management of CPV was limited to a very small number of people and with the increasing complexity of complying with contemporary legislation, this created significant risk for the City and its ratepayers.

Without CPV, the City will be more able to concentrate on its core services and allocate resources to ensuring it can deliver on the expectations of the wider community as expressed in the strategic community plan.

The transaction is not expected to have a positive or negative effect on the current provision of other services by the City, however, retention of existing reserve funds and the City no longer incurring annual operating losses to operate the village will assist to reduce reliance on general rates.

6.2 Effect on Other Retirement Village Operators in the District

The transaction will have no immediate impact on other aged care providers as the housing stock will not change in the near future. Amana Living Incorporated may choose to expand or develop some of the facilities in mid to long term; however, that is unlikely to impact on the other aged care providers within the boundaries of the City. Given that these decisions are ultimately driven by market demand and consumer choice, it is highly unlikely that this transaction will lead to an over-supply of aged persons housing stock in the district.

The opportunity to submit a proposal to undertake the future operations of CPV was advertised to the market, hence any current operator could have submitted a bid that indicated its value to their operations.

6.3 Market Value of the Transaction

At the end of the 2022/23 Financial Year the City undertook a revaluation of the Village with the revised value being assessed at \$23 million. The City currently has a book value of \$23 million in relation to the Village.

The three submissions received all valued the transaction at much lower than this predominantly due to the liabilities attached to the existing residents and the significant capital required to bring CPV to a financially viable operating position in the future.



6.4 Expected Financial effect on the City of South Perth

The transaction will free up a net amount of approximately \$16 million of reserved funds and the City will no longer incur an annual operating loss of \$500,000 and growing in future years. The City also avoids future estimated required capital expenditure of up to \$200 million.

The accounting treatments for the transaction is yet to be confirmed, however it will involve removing Collier Park Village assets and liabilities from the City's Statement of Financial Position (Balance Sheet) and recognising the net result of the assets less the liabilities in the Statement of Comprehensive income, resulting in a minor loss given current estimated transaction values.

For a nominal purchase price of \$1, Amana living has agreed to assume resident liabilities totalling \$21,806,138. This takes into account an adjustment for required roof repairs totalling \$1.5 million. As the liability amount was calculated at a set date, an adjustment clause has been agreed to account for exits from the village to the point of settlement.

The City expects the difference between the assumed liabilities and the actual liabilities at settlement to be in the order of \$1.5 million. This difference will be forwarded to Amana from the City's Reserve leaving approximately \$16 million to be reallocated via a future decision of Council.

This means that the City will dispose of assets estimated at \$24.5m (\$23m in fixed assets and \$1.5m in funds as indicated above) excluding the value of the yet to be recognised conditional freehold land and \$24m in liabilities.

6.5 Effect on Matters Referred to in the City's Strategic Community Plan

The transaction is aligned to Council's Strategic Community Plan specifically outcomes 1.2 Community Infrastructure and 4.3 Good Governance.

With respect to Community Infrastructure, the freeing up of funds will allow a focus on developing and maintaining those assets that provide services to the wider community. In addition, the incoming operator will provide significant capital investment to the Village which will improve the amenity for current CPV residents and provide a contemporary retirement living options for future residents.

The fiscal position of the City will be improved as it will no longer incur the annual operating loss associated with CPV.

6.6 Ability of City to Manage the Transaction

The City has the ability to manage this transaction in conjunction with the Department of Planning, Lands and Heritage, who will assist in dealing with the land tenure aspects. In addition, the City has engaged the services of Ansell Strategic who are experts in the aged care and retirement village sector. The City also has engaged legal advisors who have significant experience in dealing with local government transactions of this nature.

6.7 Other Matters of Which Details are Required to be Given

Nil.

USEFUL CONTACTS

Civic Centre

9474 0777

Cnr Sandgate St & South Tce,
South Perth WA 6151

Fax 9474 2425

southperth.wa.gov.au

Recycling Centre

9474 0970

Hayman Rd & Thelma St, Como
enquiries@southperth.wa.gov.au

Animal Care Facility

9474 0777

199 Thelma St, Como

Ferry Tram

9474 0777

Windsor Park, Cnr Mends St &
Mill Point Rd, South Perth

George Burnett Leisure Centre

9474 0855

Manning Rd, Karawara

leisurecentre@southperth.wa.gov.au

South Perth Library

9474 0800

Cnr Sandgate St & South Tce,
South Perth

southperthlib@southperth.wa.gov.au

Manning Library

9474 0822

2 Conochie Cres, Manning

manninglib@southperth.wa.gov.au

Old Mill

9367 5788

Melville Pl, South Perth

oldmill@southperth.wa.gov.au

South Perth Senior Citizens

9367 9880

53 Coode St, South Perth

spsc@bigpond.com

Manning Senior Citizens

9450 6273

3 Downey Dr (off Ley St),
Manning

manning seniors@bigpond.com

Graffiti Hotline

1800 007 774

Collier Park Golf Course

9484 1666

Hayman Rd, Como

collierparkgolf.com.au

Collier Park Village

9313 0200

16 Morrison St, Como

9474 0777

[#discoversouthperth | southperth.wa.gov.au](https://www.southperth.wa.gov.au)



Schedule of Submissions
Major Land Transaction – Business Plan – Collier Park Village

1	Mr David Witts	
Comment		
	Summary of Submission	Comment
1.1	<p>Mr Bradford,</p> <p>I have read through the business plan and the intention of the south perth council to wash its hands of this facility is disgraceful.</p> <p>Suggesting that amana living is capable of seeing this transaction through to the benefit of the residents is misleading to say the least.</p>	<p>Disagreed. Amana Living Incorporated has demonstrated both relevant experience and financial capacity to operate, improve and enhance Collier Park Village (CPV) to the benefit of residents.</p>
1.2	<p>Amana living has a track record of raising costs to residents and having unsafe environments for residents and staff; this is well documented through non compliance on inspections.</p> <p>I didn't see anywhere in the business plan the costs that amana living will be paying to lease the crown land.</p> <p>Under the freehold lease?</p>	<p>12-month post transaction period, the rent, fees and charges set out in current agreements will apply.</p> <p>After the transition is complete, fees and charges at CPV will be the responsibility of Amana Living Incorporated.</p> <p>As part of the Request for Proposal process, the City gave greater weight to responses that demonstrated a mix of accommodation and leasing arrangement options at a range of price points that appeal to a broad cross-section of the market.</p> <p>The land is being transferred freehold to the City by the State Government. The conditional freehold title is a necessary step to ensure that an appropriate memorial can be lodged on the title (in compliance with section 15 of the <i>Retirement Villages Act 1992</i>). This will ensure that the residents' interest in the land is registered prior to any divestment by the City.</p> <p>Should Council agree to the business plan and contract of the sale, the land will be transferred to Amana Living Incorporated with these protections in place.</p>
1.3	<p>The other disturbing figures are the council's proposal to essentially give the assets away for \$1 when its value is \$24.5mil and the associated liabilities are only \$21,806,138 which takes into</p>	<p>Upon transfer of the site, Amana Living Incorporated will assume all of the residents' liabilities and the City will retain</p>

	<p>account \$1.5 million of repairs to roofing. By my estimation that leaves this offer from Amana living \$1mil short of its value.</p> <p>If the council's intention is to just let \$1 mil of taxpayers and ratepayers assets go without any thought, this is irresponsible and shows a lack of respect towards a public asset and a poor method of dealing with taxpayers and ratepayer assets.</p>	<p>the funds in its existing reserve to use for other purposes yet to be determined via a decision of Council.</p> <p>The figures related to the transaction do not account for the future financial losses to the City by retaining CPV. The City has in recent years, been incurring financial losses of approximately \$500,000 annually on the Village operations. In addition, it was recognised that, given the age of the buildings on the site, a significant capital expenditure program would be required. This was estimated to be in excess of \$100 million and could be up to \$200 million over a 20 to 30 year timeframe.</p>
1.4	<p>The business case put forward lacks substance; the council at any point could have dealt with the running of the location more effectively to this point and not at a loss.</p> <p>This council's continual mismanagement of public assets is well documented as you know all too well.</p> <p>Which of the assets that this council manages doesn't run at a loss?</p>	<p>The detail required to be contained within the business plan is prescribed in s3.59 of the <i>Local Government Act 1995</i>. The business plan complies with the Act.</p> <p>The City has limited expertise in retirement living and with changes to the <i>Retirement Villages Act 1992</i> (WA), it will become increasingly difficult for the City to fulfil its obligations under the Act. Amana Living Incorporated (with extensive experience in retirement living) will ensure the long-term financial viability and improve the amenity of CPV. Disposal of CPV is therefore appropriate management of this asset.</p>
1.5	<p>The Local government has a responsibility to protect assets from being given away.</p> <p>Some government entities aren't supposed to run at a profit.</p> <p>That is part of the local government's social responsibility.</p> <p>I suggest that trying to rush this through to avoid public backlash shows that this would be unpopular.</p> <p>Have the residents even had their say?</p>	<p>The role of Council as prescribed in the Act is to oversee the allocation of the local government's finances and resources, which may include the disposal of assets.</p> <p>Council has made various decisions since 2006 related to the financial viability of both the former hostel and the village itself.</p> <p>Council and CPV residents have been briefed both by the City and Amana Living Incorporated on numerous occasions since Council adopted the initial Request for Proposal at its March 2023 Ordinary Meeting. Engagement on the business plan is detailed in the Consultation section of the report.</p>
1.6	<p>I am against south perth council giving away this asset.</p> <p>It would be smarter to sell it to Amana living at its market value. (Which isn't</p>	<p>Noted.</p>

<p>shown how the market value has come about). And use these funds to dispose of the liability. Therefore Amana living would then show its ability to manage this facility and others moving forward.</p> <p>According to the business plan Amana have the ability to buy this outright. Why not let it happen properly.</p>	
--	--

Draft Local Planning Policy – Non-Residential Development in Residential Zone
Schedule of Submissions

1	68A Ryrie Avenue Como
Comment	
Summary of Submission	Comment
1.1 The Policy looks reasonable overall, although in my view the requirements in section 5.4 and 5.5 are unreasonable for small-scale developments. Perhaps some threshold could be included below which a development is considered to be low impact, and is exempt from a lot of the requirements of the policy?	Not supported. Clause 5.4 relates to landscaping requirements. Clause 5.5 relates to screening and design requirements for services and bin storage areas. These are standard requirements for all scales of non-residential development, particularly in the Residential zone which has potential to impact on residential amenity.
1.2 More generally, it wasn't clear from the document which types of land uses are to be permitted in residential zones, or whether it is the intention to revise the local planning scheme in this regard.	Land use permissibility is determined by the Zoning Table in Local Planning Scheme No. 7. Where a land use is identified as 'D' or 'A' in the Residential zone, the assessment will consider the preferred locational criteria in the draft Local Planning Policy.

2	2/177 Melville Parade Como
Comment	
Summary of Submission	Comment
2.1 Currently the height levels need to be addressed in the vicinity of Como. The ambiance of the entire area is being destroyed and being replaced with out of place cement structures looming above decent residential homes and blocking light into the neighbouring homes. All of South Perth is starting to look like the Gold Coast and it is a shame that you are allowing this to occur. Around Canning Bridge and the Raffles is a disgrace with views being drowned out by taller buildings plus the change of wind being disturbed for	The submission comments are unrelated to the proposed draft Local Planning Policy - Non-Residential Development in the Residential Zone.

yachties. Along the foreshore should be deemed low residential and not disrupted by unsightly high rise. The village atmosphere in Como is also being ruined by new plans for development which will change the entire feel of Como and the Preston Street precinct. I am totally not against change but in the way this is happening is unfair to existing homeowners.	
---	--

3	46 Redmond Street Salter Point
Comment	
Summary of Submission	Comment
3.1 We live in a largely residential area that is well served with non-residential development in Welwyn Ave and surrounds, in Letchworth Centre (why two coffee shops were approved in such a small complex I don't know!!). Ley Street is also close by with a range of eating places and a few services such as a nail bar. I think this grouping is good and I don't see the need for any more development in our area at this stage. I am pleased to see that tree n red to be planted in development sites.	Noted.

4	291 Canning Highway Como
Comment	
Summary of Submission	Comment
4.1 I think this is a great idea. It allows some people to be able to live and work in the same area and there is no need to transport and less congestion in the rush hours.	Noted.

5	20 Unwin Crescent Salter Point
----------	-----------------------------------

Comment	
Summary of Submission	Comment
5.1 I have no issues with this. It appears to be at a high level, presumably based on past experience.	Noted.

6	Late Submission 3 Waverley Street South Perth
Comment	
Summary of Submission	Comment
6.1 Request modification of LPP objectives as follows: 4.1 To ensure proposed built form, set backs and scale of non-residential development do not overshadow adjacent residential area	Not supported. The existing objective in the draft LPP refers to non-residential development being compatible with the scale and character of surrounding residential areas. An objective of a LPP cannot state that new development cannot overshadow an adjacent property.
6.2 Request modification of LPP objectives as follows: 4.2 Proposed non-residential developments are required to maintain the existing duration of sunlight that is experienced on the 21 June to the adjacent habitable rooms via windows, the outdoor private open space and roof top solar panels.	Not supported. This is a specific requirement and not an objective. Overshadowing requirements are proposed to be included under the Built Form and Building Design section.
6.3 Request modification of LPP objectives as follows: 4.3 To ensure the non-residential development is compatible with and complements the built form, scale and character of the adjacent residential area.	Not supported. The existing objective references the 'surrounding' areas as proposals have potential to impact character of an area beyond adjacent properties.
6.4 Request modification of LPP objectives as follows: 4.4 To minimise the impact of non-residential uses on the amenity of adjacent residential areas.	As per 6.3 above, the existing objective references 'surrounding' residential area, as a proposal has potential to impact amenity beyond adjacent properties.
6.5 Request following objective to be deleted: "To encourage non-residential uses to be located within close proximity to activity centres". This draft policy statement encouraging non-	Not supported. The LPP applies to all Residential zones across the City. Non-residential uses which may be considered in the Residential zone (e.g. Restaurant/Café, Shop, Art Gallery) are generally more

	residential uses adjacent to an R15 residential street will most likely have a significant adverse impact on the amenity of adjacent “residential” properties and the lives of those people who have lived in an area.	appropriate closer to existing activity centres which have higher densities and access to public transport, parking and other non-residential uses.
6.6	Preferred location - Remove ‘generally’ from clause 5.1.2. It is requested that Council remove “generally from this draft policy statement. If it the word generally remains it means that the Landowner/ Developer will develop No. 1 Waverley Street access from the R15 residential street, which will significantly impact on the amenity of adjacent “single residential” properties and the lives of those people who have lived in an area.	Not supported. The LPP is a due regard document and is used to assess discretionary non-residential uses in the Residential zone. As the locational criteria can only be preferred (with land use permissibility prescribed in the Local Planning Scheme), the LPP cannot prevent non-residential uses from being considered in a specific location.
6.7	Under clause 5.2 Built Form and Building Design remove ‘and below’ from clause 5.2.2.	Not supported. The R-Codes Vol 1 Part B applies to land coded ‘R25 and below’.
6.8	Include additional provisions 5.2.5 as follows: 5.2.5 For R80 land codes directly adjacent to R15 zoned areas, the Non Residential development is required to be set back and the built form transitioned to eliminate over shadowing and to ensure that between 8am and 4pm on the 21 June, a minimum of 6 hours of sunlight is provided to the R15 zoned habitable rooms via windows, private open space and for roof mounted solar collectors. Comment: <ul style="list-style-type: none"> Up until the gazetting of TPS7, all of Waverley Street was zoned R15 maximum 2 story residential area; On the 21 June Perth has 10 hours of sunlight throughout the day; No 3 Waverley Street is architecturally designed home to capture the winter sunlight. On the 21 June all habitable rooms on the north side of our home receive sunlight for the entire day. State Planning Policy 7.3 Residential Design Codes provides 	Not supported. The draft Local Planning Policy applies generally to all Residential areas across the City. Clause 5.2.1 is proposed to be amended to apply the overshadowing requirements to non-residential development which would otherwise apply to residential development.

<p>for the gradual zoning transitions in order to protect the amenity of lower zoned areas.</p> <ul style="list-style-type: none">• Without consulting affected neighbours, the WAPC amended No 1 Waverley Street TPS7 zoning for 1 Waverley Street from R15 zoning to an R80 - 4 Story zoning.• No 1 Waverley Street R 80 zoning is directly north of No. 3 Waverley Street, South Perth. Both No. 1 and No 3 Waverley street lots are 412m2 and only 12 metres wide.• A deep sewer easement is located on the northern boundary of No. 1 Waverley, between 83-85 Angelo Street. This deep sewer will likely influence the built form and if adequate planning controls are not put in place, it will further impact the amenity of No.3 Waverley Street.• The lack in zoning transition between No. 1 and No. 3 Waverley street lots requires special consideration. No. 3 Waverley Street habitable rooms on the north side of our home are as follows – Dining Room is 2.5 metres from boundary, Playroom/Sitting Room is 3.2 metres from Boundary, Living Room, Bedroom is 5.6 metres from boundary. Swimming Pool and outdoor private space on the north side of lot.• If the WAPC overshadowing guidelines (adjoining properties R25 and lower – not to exceed 25% of site area) are applied, it will ultimately result in none of the habitable rooms and solar panels receiving sunlight during middle of winter.• New South Wales and Victoria Local Government's have in place additional specific requirements to increase sunlight protection hours.• We have lived in our home for over 23 years and after Council resolved	
---	--

	<p>an R40 zoning for 1 Waverley Street we embarked on renovating our entire home and building a new garage at considerable expense.</p> <ul style="list-style-type: none"> We implore the City of South Perth Council to protect the existing 10 hours of sunlight we enjoy on the 21 June. As a compromise we are requesting that Council's Local Planning Policy maintain as an absolute minimum, 6 hours of sunlight into our habitual rooms and private outdoor space. 	
6.9	Under 5.3 Traffic and Parking propose following new clause: 5.3.3 Shade trees shall be provided and maintained in uncovered car parks at the rate of one tree for every four car parking bays. Tree Wells shall be designed to the City's specifications.	Not supported. The draft Local Planning Policy – Non-Residential Parking includes planting requirements for uncovered car parks. The provisions do not need to be duplicated in this LPP.
6.10	Under 5.6 amend clause 5.6.1 to replace 'may be required for the development' to 'is to be'	Not supported. An Acoustic Report and Noise Management Plan may not be required for every non-residential use. This will be assessed based on the nature and scale of the use as described further in the clause.
6.11	Propose new provision 5.6.2 The operation, functions and mechanical equipment, are managed below the maximum assigned DB level in accordance with the Environmental Protection (Noise) Regulations 1997 for the adjacent highly sensitive residential area.	Not supported. The <i>Environmental Protection (Noise) Regulations 1997</i> apply to all development in all areas. The LPP does not need to state compliance with the Noise Regulations.
6.12	Proposed following new provision under 5.7 Operation: 5.7.3 Non-Residential operational, functional and mechanical noise sources are required to be below the maximum assigned DB level in accordance with the Environmental Protection (Noise) Regulations 1997 for the adjacent highly sensitive residential premises.	Not supported. As per 6.11 above.

6.13	Proposed following new provision under 5.7 Operation: 5.7.4 A Waste Management Plan and waste system for new developments must be designed to accommodate Local Government provided waste collection services, a designated essential service, and to comply with Waste Avoidance and Resource Recovery Act 2007, Health Regulations and the Environmental (Noise) Regulations and the Waste Local Law 2017.	Not supported. The City does not collect waste from non-residential development. This is done by a private contractor. A Waste Management Plan is a standard requirement for all development applications.
6.14	Proposed following new provision under 5.7 Operation: 5.7.5 To protect the adjacent residential amenity and character, the non-residential windows shall be visually permeable at all times and window advertising shall not be permitted.	Supported in part. An additional provision is proposed under clause 5.2 to require building facades to be designed to address the street via entries and windows and provide visual interest and surveillance to the public realm. Advertising is subject to the Advertising Signage Local Planning Policy.
6.15	Under Relevant Legislation , Policies , Documents also add - Environmental Protection (Noise) Regulations 1997; AS/NZS 2436-2010:2016 Guide to Noise and Vibration Control on Construction, Demolition and Maintenance sites; Waste Avoidance and Resource Recovery Act 2007, the Health Act 1911 and the Waste Local Law 2017, and City of South Perth Policy P692 Sustainability; P202: Energy Conservation policy.	Not supported. The documents listed are either not specifically applicable to the draft Local Planning Policy or are separate legislation that are applicable in any instance, outside of the development assessment process.

Local Planning Policy - Non-Residential Development in the Residential Zone

1. Citation

This is a Local Planning Policy prepared under Schedule 2 of the *Planning and Development (Local Planning Schemes) Regulations 2015*. This Policy may be cited as Local Planning Policy - Non-Residential Development in the Residential Zone.

2. Purpose

To guide the development of non-residential land uses within the Residential zone.

3. Application

- 3.1 This policy applies to all non-residential land uses and development in the Residential zone, excluding ~~Bed and breakfast~~, Child care premises, ~~Holiday accommodation, Holiday house, Unhosted short-term rental accommodation~~ and Home business.
- 3.2 Where this policy is inconsistent with a local development plan, structure plan or other local planning policy that applies to a specific site or area, the provisions of that specific planning instrument shall prevail.

4. Objectives

- 4.1 To ensure non-residential development is compatible with and complements the scale and character of surrounding residential areas.
- 4.2 To minimise the impact of non-residential uses on the amenity of surrounding residential areas.
- 4.3 To encourage non-residential uses to be located within close proximity to activity centres.

5. Development requirements

5.1 Preferred Location

- 5.1.1 Non-residential uses shall generally be located where they abut, or are opposite to an existing Neighbourhood or Local Centre.
- 5.1.2 Non-residential uses shall generally not be located:
- (a) On lots fronting 'Local Roads';

- (b) On lots where sole access is provided from a cul-de-sac, right-of-way, common driveway or battle-axe access leg;
- (c) Situated in isolation between residential uses; or
- (d) In areas where the established character is exclusively dominated by residential development.

5.2 Built Form and Building Design

- 5.2.1 Buildings shall generally be designed in accordance with the building height, street and side setback, ~~and~~ plot ratio (where applicable), open space/site cover (where applicable) and overshadowing requirements of ~~State Planning Policy 7.3—the~~ Residential Design Codes (R-Codes) with regard to the assigned density code.
- 5.2.2 For the purposes of 5.2.1, R-Codes Volume 1 Part B ~~(Low Density)~~ applies to land coded R25 and below, R-Codes Volume 1 Part C ~~(Medium Density Code)~~ applies to land coded R30 to R60, and R-Codes Vol.2 applies to land coded R80 and above.
- 5.2.3 With regard to lot boundary setback requirements under R-Codes Volume 1 Part B, any wall which contains a window, door, or any other opening (excluding highlight windows) will be treated as a major opening and subject to the setback requirements of Table 2b.
- 5.2.4 The built form of proposals shall be consistent with the existing residential character of the streetscape.
- 5.2.5 Building facades shall be designed to address the street via entries and windows and shall provide visual interest and surveillance to the public realm.

5.3 Traffic and Parking

- 5.3.1 Applications shall be accompanied by a Traffic Impact Statement or Traffic Impact Assessment in accordance with WAPC's Transport Impact Assessment Guidelines to demonstrate that the surrounding road network can accommodate any additional traffic generated by the proposal.
- 5.3.2 Vehicle parking shall be contained wholly on-site and should generally be to the rear of the lot and screened from view of neighbouring residential dwellings.

5.4 Landscaping

- 5.4.1 A minimum of 10% of the site area shall be landscaped.
- 5.4.2 Landscaping shall be located in street setback areas and along side boundaries.
- 5.4.3 Landscaping shall include existing and new trees in accordance with Table 1. Tree sizes and associated deep soil area to be provided in accordance with R-Codes Vol.2.

Table 1: Tree Provision requirements

Site Area	Minimum requirements for trees
Less than 700m ²	1 medium tree and small trees to suit area
700 – 1,000m ²	2 medium trees; Or 1 large tree and small trees to suit area
> 1,000m ²	1 large tree and 1 medium tree for each additional 400m ² in excess of 1,000m ² ; Or 1 large tree for each additional 900m ² in excess of 1,000m ² and small trees to suit.

5.4.4 All development applications shall include a landscaping plan on lodgement to the City.

5.5 Servicing

5.5.1 Services should be screened from view and located at the rear of the building where practical.

5.5.2 Any proposed bin storage area shall be designed and located so that it does not detract from the amenity of adjacent residential development.

5.6 Noise Management

5.6.1 An Acoustic Report and Noise Management Plan, prepared by a suitably qualified Acoustic Consultant, may be required for the development, where it is determined that the proposal may impact the surrounding properties through the generation of noise. This requirement will be determined on a case-by-case basis, based on land use, residential density, existing buildings, hours of operation and proposed scale of operations.

5.7 Operation

5.7.1 Non-residential uses in the Residential zone will generally be permitted to operate between the hours of 7:00am. and 7:00pm, Monday to Saturday and not at all on Sundays or public holidays.

5.7.2 Proposals are to be accompanied by a management plan, detailing nature of the business, number of staff, number of clients/customers, hours of operation and what measures will be taken to minimise amenity impacts on adjoining residential uses.

6. Definitions

Deep soil area: *In accordance with R-Codes Vol.2.*

Landscaping: *means land developed with garden beds, shrubs and trees, or by the planting of lawns, and includes such features as rockeries, ornamental ponds and any such area approved by the City as landscaped area.*

Non-residential development: *means any development to which the Residential Design Codes (R-Codes) do not apply.*

R-Codes Volume 1: *Residential Design Codes Volume 1*

R-Codes Vol.2: *Residential Design Codes Volume 2*

7. Relevant Legislation, Policies, Documents

Planning and Development Act 2005

Planning and Development (Local Planning Schemes) Regulations 2015

City of South Perth Local Planning Scheme No. 7

City of South Perth Local Planning Policies

Residential Design Codes Volume 1

Residential Design Codes Volume 2

8. Document Control

Adoption date	OCM 28 May 2024
Date Modified	None
Strategic Community Plan Reference	Economy Environment (Built and Natural)

**Draft Local Planning Policy - Non-Residential and Mixed Use Development
Schedule of Submissions**

1	291 Canning Highway Como
Comment	
Summary of Submission	Comment
1.1	I support Non Res and Mixed used. Again, it allows some people to walk to work.
	Noted.

2	20 Unwin Crescent Salter Point
Comment	
Summary of Submission	Comment
2.1	Not sure of the reasons for 5.2.6 - minimum ceiling heights - presumably based on experience.
	Minimum ceiling heights for retail and commercial ground floors are encouraged to promote flexibility of use and servicing needs.
2.2	It's good that 5.2.8 allow some non-transparency for the facade. For a dentist, the area inside the entrance is used as a waiting room, so perhaps there should be an exception for waiting rooms to allow some heavy tinting?
	The purpose of this provision is to ensure there is activation and surveillance to the street from the ground floor tenancy. Alternative proposals may be assessed on their merits.
2.3	I support some landscaping (5.4).
	Noted.
2.4	I support 5.6.1 generally but I note that the standard allows some local government control. As such I would urge that 5.6.2 be amended to include the requirement for a high level of control of obtrusive effects.
	Noted. Clause 5.6.2 requires that lighting be provided under awnings for safety purposes. Clause 5.6.1 states that all lighting shall comply with the AS relating to the Control of the Obtrusive Effects of Outdoor Lighting.

3	Late submission 3 Waverley Street South Perth
Comment	
Summary of Submission	Comment

3.1	Insert additional objective as follows: 4.5 To ensure the non-residential and Mixed Use Developments are compatible with and complement the existing streetscape character by maintaining continuity of ground level activity, pedestrian safety and comfort along streets, including weather protection awnings along the primary road.	Not supported. Objective 4.2 relates to built form making a positive contribution to the streetscape and the visual character of the area. Ground level activation and awning requirements are addressed in the development requirements relating to building design.
3.2	Insert additional objective as follows: 4.6 To scale back the bulk form and eliminate the overshadowing impact of non-residential development/ mixed use development on the amenity of adjacent to 2 story zoned residential areas.	Not supported. It is unreasonable to eliminate all overshadowing to adjacent properties. The Primary Controls of the R-Codes are proposed to be amended to include the same overshadowing requirements which would otherwise apply to residential development with respect to the assigned density code.
3.3	Insert additional objective as follows: 4.7 Proposed non-residential and Mixed Use Developments are required to maintain the existing duration of sunlight that is experienced on the 21 June to the adjacent habitable rooms via windows, the outdoor private open space and roof top solar panels.	Noted. Please refer to comments at 3.2 above.
3.4	Modify clause 5.2.9 as follows: 5.2.9 Entries and window frontages of ground floor tenancies that face the public realm must not be covered, closed or screened off (including by means of dark tinting, shutters, signage, advertising, curtains, blinds, roller doors or similar), to ensure that an active and visually permeable frontage is provided to the development at all times.	Not supported. Advertising is subject to the Advertising Signage LPP.
3.5	Proposed new clause 5.2.11: For R80 land codes directly adjacent to R15 zoned areas, the Non Residential and Mixed Use development is required to be set back and the built form transitioned to eliminate over shadowing and to ensure that between 8am and 4pm on the 21 June, a minimum of 6 hours of sunlight is provided to the R15 zoned habitable rooms via windows, private open	Not supported. The draft LPP applies to Local Centre, Neighbourhood Centre and Mixed Use zoned sites only. The subject site raised in the submission at No. 3 Waverley Street is adjacent to a Residential R80 zoned site and as such, the draft LPP is not applicable. In relation to overshadowing, please refer to comments at 3.1.2 above.

<p>space and for roof mounted solar collectors</p> <p>Justification for proposed clause 5.2.11:</p> <p>Up until the gazetting of TPS7, all of Waverley Street was zoned R15 maximum 2 story residential area;</p> <p>On the 21 June Perth has 10 hours of sunlight throughout the day;</p> <p>No 3 Waverley Street is architecturally designed home to capture the winter sunlight. On the 21 June all habitable rooms on the north side of our home receive sunlight for the entire day.</p> <p>State Planning Policy 7.3 Residential Design Codes provides for the gradual zoning transitions in order to protect the amenity of lower zoned areas.</p> <p>Without consulting affected neighbours, the WAPC amended No 1 Waverley Street TPS7 zoning for 1 Waverley Street from R15 zoning to an R80 - 4 Story zoning.</p> <p>No. 1 Waverley Street R 80 zoning is directly north of No. 3 Waverley Street, South Perth. Both No. 1 and No. 3 Waverley street lots are 412m2 and only 12 metres wide.</p> <p>A deep sewer easement is located on the northern boundary of No. 1 Waverley, between 83-85 Angelo Street. This deep sewer will likely influence the built form and if adequate planning controls are not put in place, it will further impact the amenity of No.3 Waverley Street.</p> <p>The lack in zoning transition between No. 1 and No. 3 Waverley street lots requires special consideration. No. 3 Waverley Street habitable rooms on the north side of our home are as follows – Dinning Room is 2.5 metres from boundary, Playroom/Sitting Room is 3.2 metres from Boundary, Living Room, Bedroom is 5.6 metres from boundary. Swimming Pool and outdoor private space on the north side of lot.</p>	
---	--

	<p>If the WAPC overshadowing guidelines (adjoining properties R25 and lower – not to exceed 25% of site area) are applied, it will ultimately result in none of the habitable rooms and solar panels receiving sunlight during middle of winter.</p> <p>New South Wales and Victoria Local Government's have in place additional specific requirements to increase sunlight protection hours for environmental and health requirements.</p> <p>We have lived in our home for over 23 years and after Council resolved an R40 zoning for No. 1 Waverley Street we embarked on renovating our entire home and building a new garage at considerable expense.</p> <p>We implore the City of South Perth Council to protect the existing 10 hours of sunlight we enjoy on the 21 June as well as the current amenity we have enjoyed for over 23 years. As a compromise we are requesting that Council's Local Planning Policy maintain as an absolute minimum, 6 hours of sunlight into our habitual rooms and private outdoor space.</p>	
3.6	Change title of Clause 5.7 to Traffic and parking.	Not supported. Parking is addressed under draft LPP – Non-residential parking.
3.7	Include new clause 5.7.2 Vehicle parking shall be contained wholly on-site and should generally be to the rear of the lot, and screened from view of neighbouring residential dwellings.	Not supported. This clause is addressed in draft LPP – Non-residential parking. The provisions do not need to be duplicated in this LPP.
3.8	Include new clause 5.7.3 Shade trees shall be provided and maintained in uncovered car parks at the rate of one tree for every four car parking bays. Tree Wells shall be designed to the City's specifications	Not supported. This clause is addressed in draft LPP – Non-residential parking. The provisions do not need to be duplicated in this LPP.
3.9	Modify clause 5.8.1 from 'may be required' to 'is to be developed'	Not supported. An Acoustic Report and Noise Management Plan may not be required for every non-residential proposal. This will be assessed based on the nature and scale of the use as described further in the clause.

3.10	Propose new clause 5.8.2 The operational, functional and mechanical noise sources are managed below the maximum assigned DB level in accordance with the Environmental Protection (Noise) Regulations 1997 for the adjacent highly sensitive residential area.	Not supported. The <i>Environmental Protection (Noise) Regulations 1997</i> apply to all development in all areas. The LPP does not need to state compliance with the Noise Regulations.
3.11	Propose new clause 5.10 Operation. Propose new clause 5.10.1 A Waste Management Plan and waste system for new developments must be designed to accommodate Local Government provided waste collection services, a designated essential service, and to comply with Waste Avoidance and Resource Recovery Act 2007, Health Regulations and the Environmental (Noise) Regulations and the Waste Local Law 2017	Not supported. The City does not collect waste from non-residential development. This is done by a private contractor. A Waste Management Plan is a standard requirement for all development applications. The City is currently preparing a draft Waste Management LPP to consolidate requirements relating to waste for both residential and non-residential development.
3.12	Propose new clause 5.10.2 Non-residential / Mix Use development proposals are to be accompanied by a management plan, detailing nature of the business, number of staff, number of clients/customers, hours of operation and what specific measures will be taken to manage noise in accordance to the Environmental (Noise) Regulations, visitor parking and minimise amenity impacts on adjoining residential area.	Not supported. Information on the type of business proposed is a standard requirement of a development application. Noise is addressed through provision of a Noise Report and management plan (as required). Parking standards are contained within the draft LPP – Non-Residential Parking.
3.13	Include the following under Relevant Legislation , Policies , Documents: Environmental Protection (Noise) Regulations 1997; AS/NZS 2436-2010:2016 Guide to Noise and Vibration Control on Construction, Demolition and Maintenance sites ; Waste Avoidance and Resource Recovery Act 2007, the Health Act 1911 and the Waste Local Law 2017 and City of South Perth Policy P692 Sustainability; P202: Energy Conservation policy.	Not supported. The documents listed are either not specifically applicable to the draft LPP or are separate legislation that are applicable in any instance, outside of the development assessment process.

Local Planning Policy - Non-Residential and Mixed Use Development

1. Citation

This is a Local Planning Policy prepared under Schedule 2 of the *Planning and Development (Local Planning Schemes) Regulations 2015*. This Policy may be cited as Local Planning Policy - Non-Residential and Mixed Use Development.

2. Purpose

The City of South Perth (the City) supports the development of high quality, vibrant mixed use centres that provide economic, environmental and social benefits to the community through the provision of employment, retail and housing opportunities. The purpose of this policy is provide a framework for the assessment of applications for non-residential and mixed use developments within Local Centre, Neighbourhood Centre and Mixed Use zones.

3. Application

- 3.1. This policy applies to all non-residential development and the non-residential component of any mixed use development proposal in Local Centre, Neighbourhood Centre and Mixed Use zones.
- 3.2. Where this policy is inconsistent with a local development plan, structure plan or other local planning policy that applies to a specific site or area, the provisions of that specific planning instrument shall prevail.

4. Objectives

- 4.1. To encourage vibrant and attractive commercial and mixed use developments that are well designed, with functional and efficient buildings and site layouts.
- 4.2. To promote high quality architectural built form that makes a positive contribution to the streetscape and enhances the visual character of the area.
- 4.3. To facilitate appropriate development which generates employment opportunities and supports local and economic growth.
- 4.4. To ensure building frontages at the street level assist in the creation of safe built environments through use of internal and external lighting, encouraging visual interest and opportunities for passive surveillance.

5. Development requirements

5.1 Primary Controls

- 5.1.1 Buildings shall generally be designed in accordance with the building height, street and side setback, ~~and~~ plot ratio ~~(if applicable)~~, site cover ~~(if applicable)~~ and overshadowing requirements of ~~the State Planning Policy 7.3~~ Residential Design Codes (R-Codes) with regard to the assigned density code.
- 5.1.2 For the purposes of 5.1.1, R-Codes Volume 1 Part C ~~(Medium Density Code)~~ applies to land coded less than R80 and the R-Codes Vol.2 applies to land coded R80 and above.

5.2 Building Design

- 5.2.1 The facades of all buildings facing the public realm shall be articulated and use a variety of materials. Reflective glazing will not be permitted.
- 5.2.2 The ground floor level facades of all buildings facing the public realm shall be constructed of brick, glass, stone, masonry or concrete, unless otherwise approved by the City.
- 5.2.3 Concrete walls that are visible from an adjoining property or public realm must be appropriately painted, or treated and provided with an articulated or detailed finish.
- 5.2.4 Building entrances must be clearly defined and easily identifiable from the street and public realm.
- 5.2.5 Where a nil street setback is proposed, buildings must provide a continuous pedestrian awning along all street frontages to a minimum depth of 1.5m.
- 5.2.6 Measured from the finished floor level to finished ceiling level, minimum floor to ceiling heights to be provided are:
- (a) Ground floor - 3.5m;
 - (b) Above ground floor - 3.0m.
- 5.2.7 In considering ground floor maximum floor to ceiling height, the City will have regard to development providing appropriate pedestrian scale and pedestrian shelter.
- 5.2.8 At the ground level, buildings should address the primary street with a primary entrance and a commercial facade that is transparent over at least 50% of the area of the façade.
- 5.2.9 Entries and window frontages of ground floor tenancies that face the public realm must not be covered, closed or screened off (including by means of dark tinting, shutters, signage, curtains, blinds, roller doors or similar), to ensure that an active frontage is provided to the development.
- 5.2.10 The development is to incorporate clear pedestrian paths that are separate to areas for vehicle access and car parking.

5.3 Fencing and Screening

- 5.3.1 Other than fencing on lot boundaries or for residential development, fencing is generally not permitted.
- 5.3.2 Where fencing is supported by the City, any fence located between the street alignment and buildings facing public streets must be visually permeable above 750mm from natural ground level and must have a maximum height of 1.8m from natural ground level.

5.4 Landscaping

- 5.4.1 A minimum of 10% of the site area shall be landscaped.
- 5.4.2 Landscaping shall generally be located in street setback areas, and along side boundaries which adjoin Residential zoned land.
- 5.4.3 Landscaping shall include existing and new trees in accordance with Table 1. Tree sizes and associated deep soil area to be provided in accordance with R-Codes Vol.2.

Table 1: Tree Provision requirements

Site Area	Minimum requirements for trees
Less than 700m ²	1 medium tree and small trees to suit area
700 – 1,000m ²	2 medium trees; Or 1 large tree and small trees to suit area
> 1,000m ²	1 large tree and 1 medium tree for each additional 400m ² in excess of 1,000m ² ; Or 1 large tree for each additional 900m ² in excess of 1,000m ² and small trees to suit.

- 5.4.4 All development applications shall include a landscaping plan on lodgement to the City.

5.5 Servicing

- 5.5.1 All service areas and service related structures (including antennae, satellite dishes and air-conditioning units), must be designed to be located behind the street setback away from public view, and/or screened.
- 5.5.2 Exhaust facilities must be designed in accordance with Australian Standard AS 1668.2—2002 - The Use of Ventilation and Air Conditioning in Buildings, Part 2: Ventilation Design for Indoor Air Containment Control (excluding requirements for the health aspects of tobacco smoke exposure) and be fitted with filtration and odour suppression devices.

5.6 Lighting

- 5.6.1 All lighting shall be LED lighting and installed in accordance with Australian Standard 4282 – Control of the Obtrusive Effects of Outdoor Lighting.

- 5.6.2 Areas under publicly accessible awnings and adjacent to rear laneways shall be provided with safe and secure lighting.

5.7 Traffic

- 5.7.1 Applications shall be accompanied by a Traffic Impact Statement or Traffic Impact Assessment in accordance with WAPC's Transport Impact Assessment Guidelines.

5.8 Noise Management

- 5.8.1 An Acoustic Report and Noise Management Plan, prepared by a suitably qualified Acoustic Consultant, may be required where it is determined that the proposal may impact the surrounding properties through the generation of noise. This requirement will be determined on a case-by-case basis, based on proposed use, hours of operation, and scale of operations.

5.9 Subdivision

- 5.9.1 The City will only recommend support to the Western Australian Planning Commission for a subdivision application where a development application has been approved to demonstrate how the proposed lots will be developed and the development is constructed to plate height prior to the submission of the diagram or plan of survey (deposited plan).

6. Definitions

Deep soil area: *In accordance with R-Codes Vol.2.*

Non-residential development: *means any development to which the Residential Design Codes (R-Codes) do not apply.*

Landscaping: *means land developed with garden beds, shrubs and trees, or by the planting of lawns, and includes such features as rockeries, ornamental ponds and any such area approved by the City as landscaped area*

7. Relevant Legislation, Policies, Documents

Planning and Development Act 2005

Planning and Development (Local Planning Schemes) Regulations 2015

City of South Perth Local Planning Scheme No. 7

City of South Perth Local Planning Policies

Residential Design Codes Volume 1

Residential Design Codes Volume 2

Australian Standard 4282 – Control of the Obtrusive Effects of Outdoor Lighting

8. Document Control

Adoption date	OCM 28 May 2024
Date Modified	None
Strategic Community Plan Reference	Environment (Built and Natural)

Draft Local Planning Policy - Residential Development
Schedule of Submissions

1	291 Canning Highway Como	
Comment		
	Summary of Submission	Comment
1.1	Higher density along the public transport route and main Highway needs to be increased. At the moment the property has 670+ sqm but only 2 bedroom house and 1 person accommodated. By allowing higher R-Code medium density development can occur and more people can be accommodated to solve the house crisis.	The Local Planning Strategy guides residential densities across the City which is then implemented through the Local Planning Scheme. Local Planning Scheme No. 7 was recently gazetted and increased the density of properties along Canning Highway. The subject property now has a density of R100. Comments are unrelated to the draft Local Planning Policy - Residential Development.

Local Planning Policy - Residential Development

1. Citation

This is a Local Planning Policy prepared under Schedule 2 of the *Planning and Development (Local Planning Schemes) Regulations 2015*. This Policy may be cited as Local Planning Policy - Residential Development.

2. Purpose

The purpose of this policy is to provide amended deemed-to-comply provisions and local housing objectives to ~~State Planning Policy 7.3~~ the Residential Design Codes Volume 1 (R-Codes) to guide low density residential development.

3. Application

- 3.1 This policy applies to all single houses, ~~and~~ grouped dwelling and multiple dwellings subject to Part B of the R-Codes ~~Vol.1 Part B (Low Density)~~.
- 3.2 When considering developments which do not meet the deemed-to-comply provisions of this policy, the proposal is to be assessed against the relevant objectives and local housing objectives of this policy and the design principles of the R-Codes.

4. Policy Objectives

- 4.1 To provide for high quality residential development which is compatible with the character, form and scale of existing residential development in the locality.
- 4.2 To ensure garage and carports are designed to complement streetscape continuity and are not dominant streetscape features.
- 4.3 To ensure street fencing positively contributes to the safety, security and visual amenity of the streetscape.

5. Development requirements

5.1. Street setback

- 5.1.1. Clause 5.1.2 of the R-Codes is modified to include the following deemed-to-comply requirement:

C2.5 Subject to Clause 5.2.5 of the R-Codes (as amended by this policy), gate houses within the primary street setback area to a maximum building height of 3.5m,

maximum width of 2.0m, maximum post dimension of 300mm, and total area of 4.0m², as measured from the outside of the posts (refer Figure 1).

5.2. Lot boundary setback

- 5.2.1. Clause 5.1.3 of the R-Codes is modified to include the following additional deemed-to-comply requirement:

C3.5 Boundary walls shall be constructed to match the remainder of the development to the satisfaction of the City.

5.3. Setbacks of Garages and Carports

- 5.3.1. Clause 5.2.1 C1.2 of the R-Codes is replaced with the following deemed-to-comply requirement:

C.1.2 Carports set back in accordance with the primary street setback requirements of clause 5.1.2 C2.1i, except that the setback may be reduced by up to 50 per cent of the minimum setback stated in Table 1 where:

- i. the width of the carport does not exceed 60 per cent of the frontage;
- ii. the construction allows an unobstructed view between the dwelling and the street, right-of-way or equivalent;
- iii. the carport roof pitch and posts, are to match the colours and materials of the dwelling; and
- iv. the carport does not incorporate enclosed storerooms.

5.4. Street Walls and Fences

- 5.4.1. Clause 5.2.4 of the R-Codes is replaced with the following deemed-to-comply requirements:

- C4.1 Front fences within the primary street setback area that are visually permeable above 1.2m from natural ground level to a maximum height of 1.8m, measured from the primary street side of the front fence (refer Figure 2).
- C4.2 Solid pillars that form part of front fences not more than 2.1m above natural ground level as measured from the primary street side of the fence, provided the dimensions of the pillars is not greater than 500mm. Pillars are to have a minimum separation distance of 1.5m.
- C4.3 Fences within a secondary street setback area to a maximum height of 1.8m above natural ground level as measured from the street side of the fence, at the base of any retaining walls.
- C4.4 Fencing within the primary street setback area shall be constructed of brick, stone, concrete, timber, wrought iron, tubular steel or glass.

- C4.5 For the purposes of housing a utility/meter box, solid fencing within the primary setback area is permitted where it is:
- i. a maximum 1.0m in width;
 - ii. a maximum 1.8m in height;
 - iii. aligned perpendicular to the street; and
 - iv. setback at least 1.5m from where a vehicle access point intersects with a street, including on neighbouring properties.

- 5.4.2. The following Local Housing Objective provides guidance for decision-making in considering a development application which does not meet the deemed-to-comply requirements of Clause 5.2.4:

- (a) On lots abutting primary distributor roads or district distributor roads/integrator arterial roads (i.e. Primary Regional Road Reserve, Other Regional Road Reserve or District Distributor Road Reserve), solid fencing above 1.2m in height within the street setback area may be considered for noise attenuation where fencing design and materials are proposed to provide visual interest such as metal screens, high quality timber or planting.

5.5. Sight Lines

- 5.5.1. Clause 5.2.5 of the R-Codes is modified to include the following additional deemed-to-comply requirement:

- C5.1 Within the 1.5m truncation area stipulated under C5, the following structures are permissible:
- i. A single pier with a maximum height of 2.1m as measured from natural ground level on the street side of the fence and a maximum dimension of 300mm; and
 - ii. Visually permeable fencing above 750mm to a maximum height of 1.8m, as measured from natural ground level on the street side of the fence.
 - iii. The level of visual permeability of fencing greater than 750mm in height within the visual truncation area is to be increased to a minimum of 80%.

Note: Refer Figures 3A & 3B.

5.6. Appearance of Retained Dwelling

- 5.6.1. Clause 5.2.5 of the R-Codes is modified to include the following additional deemed-to-comply requirement:

- C6.1 Where an existing dwelling is retained as part of a grouped dwelling development, the outdoor living area may be located in the street setback area where demarcated via the use of paving and fencing to the satisfaction of the City.

6. Explanatory figures/images

Figure 1 – Gate Houses

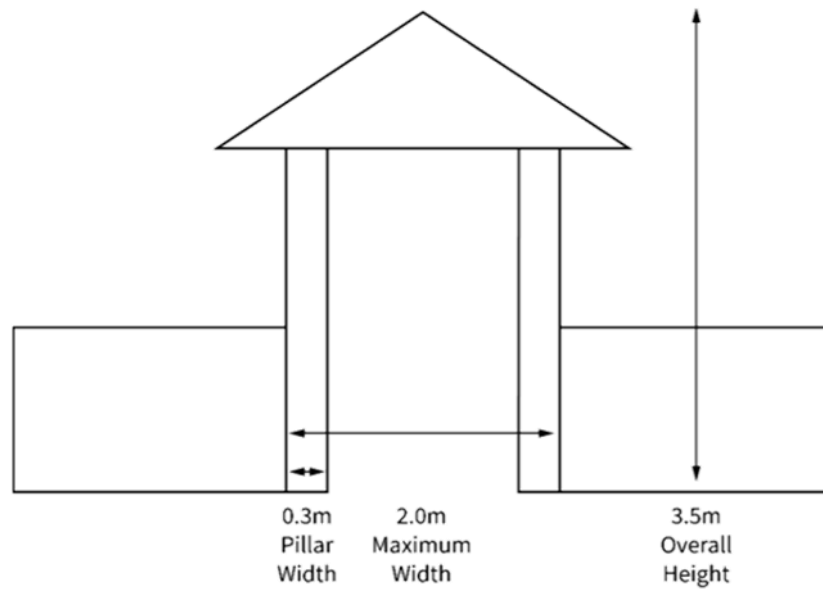


Figure 2 – Primary Street Fencing

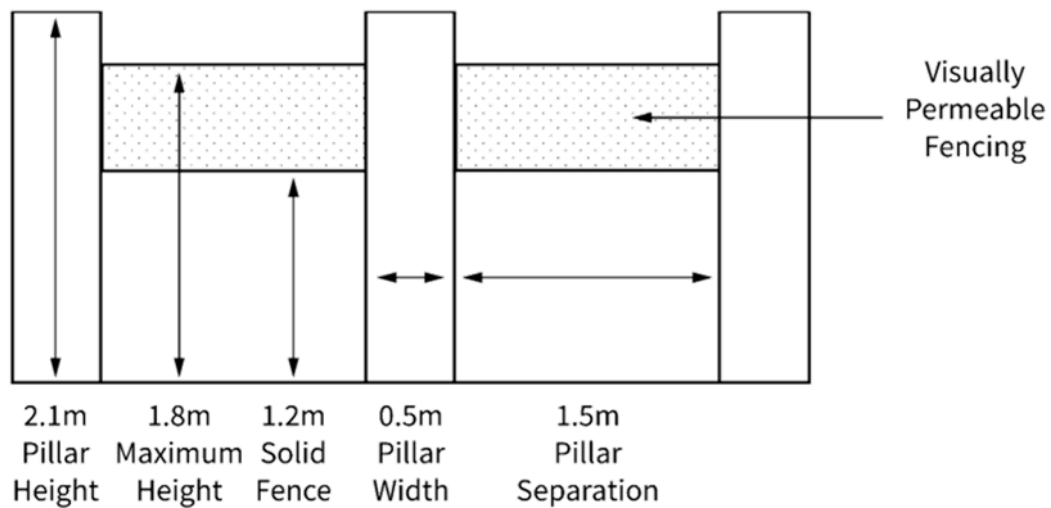


Figure 3A – Sight Lines

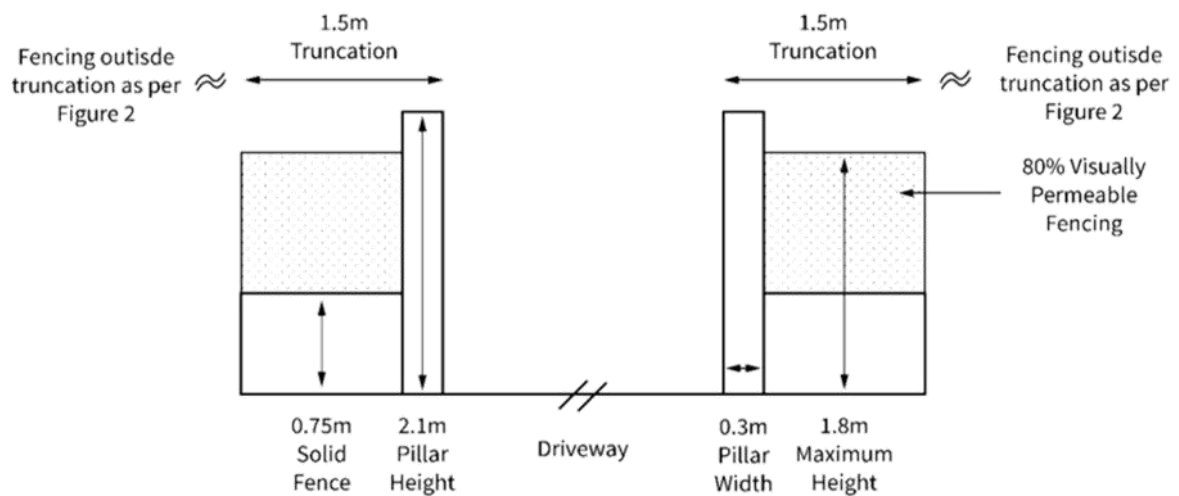
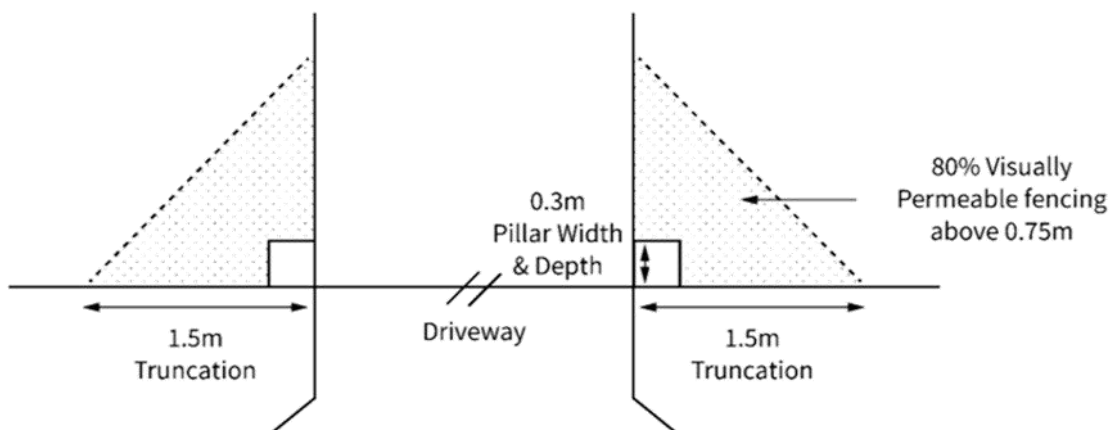


Figure 3B – Sight Lines



7. Definitions

Gatehouse: *means a roofed open-sided entry feature which may or may not be incorporated into front fencing.*

8. Relevant legislation, policies, documents

Planning and Development Act 2005
Planning and Development (Local Planning Schemes) Regulations 2015
City of South Perth Local Planning Scheme No. 7
City of South Perth Local Planning Policies
Residential Design Codes Volume 1

9. Document Control

Adoption date	OCM 28 May 2024
Date Modified	None
Strategic Community Plan Reference	Environment (Built and Natural)

Draft Local Planning Policy - Non-Residential Parking
Schedule of Submissions

1	382 Canning Highway Como	
Comment		
	Summary of Submission	Comment
1.1	In relation to 5.2.2 , I don't think there should be an option to 'pay' if they can't provide allocated parking. Providing sufficient car and bicycle parking is a must. It's sounds like a great cop out. I'm sure there's companies put their that would prefer to 'pay' rather than minimise their profits by making the buildings smaller!	Payment in lieu of parking is provided through the Deemed Provisions of the <i>Planning and Development (Local Planning Schemes) Regulations 2015</i> and cannot be removed through a local planning policy.

2	291 Canning Highway Como	
Comment		
	Summary of Submission	Comment
2.1	Yes. Parking must be available for non-residential or commercial premises.	Parking requirements are proposed in the draft LPP.

3	Level 5 Design Pty Ltd.	
Comment		
	Summary of Submission	Comment
3.1	This submission considers several compelling reasons for adopting lower parking rates for Non-Residential Development in Residential Zone, and Non-Residential and Mixed Use Development.	Noted.
3.2	Submitter notes they are a national expert and adviser in parking and traffic operations and management with over 37 years' experience in the industry. Provided list of parking	Noted

	related projects they have worked on. Submitter is assisting Australian Property Collective on the Preston Street Development.	
3.3	The draft LPP for non-residential parking mirrors the draft TPS7 requirements that were shared with Australian Property Collective by CoSP in early 2023 and suggests a lower rate of parking will be needed on the Preston Street site to comply with the requirements (once approved) versus individual land use requirements in TPS6 (i.e. 1 bay per 25 m2 NLA for mixed use).	<p>Non-residential parking rates were included in draft LPS 7 during advertising in 2022. In March 2023 Council supported LPS 7 subject to modifications. The parking rates within the draft LPP generally reflect those supported by Council in March 2023.</p> <p>This statement is unclear as the specific parking requirements that are applicable to the Preston Street site (i.e. for Shop, Liquor Store, Cinema/Theatre, Restaurant, Tavern and Small Bar land uses) approved as part of Amendment 63 into TPS 6 have been carried over into LPS 7 (under ASR13). The site is not subject to the LPP for parking requirements for these uses.</p>
3.4	This is consistent with TPS6 Amendment 63 but further softens the requirements for restaurants and taverns. TPS6 also provides a combined parking provision rate for local commercial centres of 1 bay per 25 m2 GFA. Because of the linkage to GFA instead of NLA that was previously a higher rate than currently proposed in the Draft LPP, the direction in the Draft LPP is positive.	Noted. As above.
3.5	Discussed the objectives of State Planning Policy 4.2.	Noted.
3.6	Provides overview of Draft guidance for planning reform. The implementation section of the guidance makes it clear that local governments will be expected to incorporate the proposed parking guidelines into the relevant planning framework, including local planning policy and activity centre plans in the future, to improve consistency across local government areas.	The City provided a submission on the draft Interim Guidance for Non-Residential Car Parking Consultation in May 2023, identifying a number of significant concerns including that the document was unclear, difficult to interpret and lacked a clear foundation for the approach and identified parking rates. Until the Guidance document is finalised and evidence is provided to support the proposed rates, the City will not be adopting the recommendations.
3.7	Included DPLH Indicative car parking rates per land use for precincts, lower order precincts and activity centres.	As per 3.6 above.

3.8	Provided table which compares parking rates in specific categories between eight LGA's.	Noted.
3.9	<p>Benchmarking against other LGAs</p> <p>In Perth. Other local governments like Joondalup and Subiaco have gone much further with the revision of parking provision rates used in their central activity centres, They are requiring the minimum parking rate in mixed use or commercial activity centres to be much lower, e.g. 1 bay per 50 or 75 or 100 m2. That equates to a half or less of that proposed by CoSP in the draft LPP.</p>	<p>The parking rates included in the table in the submission as being applicable to the City of Joondalup (i.e. 1:75sqm NLA for all uses) have been taken from the Joondalup Activity Centre Plan which is only applicable to sites in the Joondalup Strategic Centre. The Joondalup Strategic Centre requirements are in no way comparable to the City's LPP which applies to Neighbourhood Centres and Local Centres.</p> <p>Similarly, Subiaco is a Secondary Centre and the context is not comparable to the City of South Perth.</p>
3.10	<p>Contemporary parking policy.</p> <p>As highlighted via DPLH, parking should be shared and reciprocal and consequently provided at lower provision rates.</p>	<p>Shared parking arrangement are provided for through the Deemed Provisions of the <i>Planning and Development (Local Planning Schemes) Regulations 2015</i>. Proposals for shared parking arrangements to reduce minimum parking provision can be assessed on their merits as part of a development application.</p>
3.11	<p>CoSP integrated Transport Plan.</p> <p>This addresses more sustainable outcomes from lower car use. It sets out five transport focused objectives⁵ which are addressed for each activity node. The Parking Management objective focuses on managing the provision and operation of on-street and off-street parking to service the community and local businesses whilst managing travel demand to encourage a shift towards trips being made using public transport, cycling and walking. It is noted that the actions for the Preston Street Neighbourhood Centre do not incorporate Parking Management. As the inner city Preston Street activity node has high levels of accessibility and connectivity to public transport, cycling and walking, it should therefore require less parking than the 'average' LGA.</p>	<p>As above, specific rates are applicable to the Preston Site under ASR13. Lots around Preston Street are otherwise subject to the Neighbourhood Centre zone parking requirements of the draft LPP. It is unclear what is meant by 'less parking than the average LGA'.</p>

<p>3.12 Parking surveys</p> <p>A more effective manner to determine parking demand is to base the requirements on actual parking surveys in the area including at similar land uses. For example, a comprehensive audit of public parking supply and demand was undertaken in the Canning City Centre during a 'normal' fortnight in November 2023 7. The survey excluded the Westfield Carousel shopping centre. The data showed inter alia, at the time of peak (not average) demand, the City Centre has a significant excess of public parking for a normal weekday. Only half the total available spaces are required.</p>	<p>The rates in the LPP were derived through a comprehensive context analysis, an analysis of local travel behaviour, analysis of unconstrained demand for each use in particular circumstances, demand reduction and supply restraint factors, mode share analysis, with reference to best-practice parking documentation (e.g. ITE's Parking Generation guide and the NSW Roads and Traffic Authority Guidelines for Traffic Generating Development). The proposed rates provide a contemporary and best practice approach to parking requirements for the City.</p> <p>It is noted that parking surveys are appropriate for a precinct-based study and not a whole of City parking LPP.</p>
<p>3.13 City of Vincent</p> <p>In 2017, Vincent reviewed its parking requirements in response to parking surveys which identified that the existing parking requirements exceeded peak-demand in its high activity precincts. Part of this review required parking requirements to be grouped into fewer categories, to simplify the development application process for city staff and development applicants, resulting in only ten different land use groupings. For instance, parking requirements are now the same for restaurants/cafes, small bars and taverns. Similarly, the same parking requirements have been set for child care centres, clubs, cinemas/theatres, family day cares, nightclubs, place of worship, reception centres, and private recreation and uses. Development proponents and city staff generally find the grouped requirements easier to interpret than the previous policy. Grouping land uses also reduces the number of change in use applications.</p>	<p>3.13 Noted. The City's draft LPP groups parking requirements into 5 zones with separate requirements for 5 specific land uses. The proposed approach will significantly reduce the number of change of use applications and provides a very simple application of parking requirement.</p>
<p>3.14 Adaptive Parking</p>	<p>Noted. As above the proposed rates have been developed to the specific context of the City of</p>

<p>Adaptive Parking aims to make parking supply and behaviour less rigid and more responsive to changing contexts, including trends away from automobile dependence. By contrast, conventional parking policy tends to lock an over-supply of parking into the landscape, regardless of changing transport preferences and urban market trends. Five principles underlie Adaptive Parking and are all appropriate to further revision of CoSP Draft LPP parking rates for Non-Residential Development in Residential Zone, and Non-Residential and Mixed Use Development.</p> <ul style="list-style-type: none"> a) Make more parking shared or make it completely open to the public. b) Price parking. Parking can be rationed in many ways but pricing is usually best. c) Resistance to parking reform is usually based on fears of spillover nuisance and of losing existing privileges. Creative compromises are needed to ease these fears, to transform them into opportunities and to boost acceptance of change. d) Market based supply. Allow supply decisions to be responsive to local market conditions. Worry more about surplus than shortage. e) Enhance options and alternatives to each parking choice. Apply competition policy to parking. Encourage more active choice making and avoid long-term commitments to specific parking options, or to a mode-choice or to vehicle ownership. For example, unbundle parking costs and avoid long-term parking commitments like annual permits. 	<p>South Perth. The rates are not considered to result in oversupply of parking.</p> <ul style="list-style-type: none"> a) Out of scope for the draft LPP. b) Applicable to public parking. Out of scope for the draft LPP. c) Noted. Proposed amendment to the draft LPP is unclear. d) Noted. Application are assessed on their merits against the provisions and objectives of the draft LPP. e) Noted. Proposed amendment to the draft LPP is unclear.
---	---

3.15	<p>Conclusion</p> <p>It is submitted that in an inner-City LG area like CoSP, the minimum parking rates for non-residential and mixed use development should be much lower than proposed as it applies to activity centres like Preston Street, e.g. 1 bay per 50 or 75 or 100 m2.</p> <p>The car parking provision rate for commercial and mixed-use developments should be reduced further to be more contemporary.</p>	<p>There is a significant difference between 1 bay per 50m² and 1 bay per 100m². There is no evidence provided in the submission to support the application of either of these rates to the Neighbourhood Centre Zone.</p>
------	--	--

4	Late submission 3 Waverley Street Como	
Comment		
	Summary of Submission	Comment
4.1	Modify objective 4.3 as follows: To protect the street amenity of existing residential streets and ensure safe, convenient, and efficient access for pedestrians, cyclists and motorists.	Not supported. The draft LPP is applicable to the entire City and not just to residential streets.
4.2	Propose new clause 5.4.4 The service or loading bay facility must be fit for purpose design to accommodate the delivery / collection services and all waste management services are to comply with Waste Avoidance and Resource Recovery Act 2007, Health Regulations and the Environmental (Noise) Regulations and the Waste Local Law 2017.	Not supported. Service bay design is to be in accordance with Part 5.5 Car Parking Design of the draft LPP and the Australian Standards.
4.3	Modify clause 5.5.8 as follows: An Acoustic Report and Noise Management Plan is required for the zoned non-residential parking to demonstrate that the operational, functional and mechanical noise sources are managed below the maximum assigned DB level in accordance with the Environmental Protection (Noise) Regulations 1997, so	Not supported. An Acoustic Report and Noise Management Plan may not be required for every non-residential development. This will be assessed based on the nature and scale of the development.

	as to not adversely affect the amenity of the adjoining highly sensitive residential properties.	
4.4	Modify clause 5.7.2 as follows: Driveways shall be: (a) no closer than 1.0m from a side lot boundary to allow for landscape requirements and 0.5m from a street pole.	Not supported. Standard setbacks for driveways to side boundaries in 0.5m. This is otherwise applicable to Residential Development. Landscaping is to be in accordance with the landscaping requirements of the applicable LPP.
4.5	Include the following under Relevant Legislation , Policies , Documents: Environmental Protection (Noise) Regulations 1997; AS/NZS 2436-2010:2016 Guide to Noise and Vibration Control on Construction, Demolition and Maintenance sites; Waste Avoidance and Resource Recovery Act 2007; Health Act 1911 and the Waste Local Law 2017. City of South Perth Policy P692 Sustainability; P202: Energy Conservation policy	Not supported. Relevant documents are policies and legislation which are given due regard in the assessment of a development application. The documents listed are either not due regard documents or are not specifically applicable to the draft LPP.

Local Planning Policy - Non-Residential Parking

1. Citation

This is a Local Planning Policy prepared under Schedule 2 of the *Planning and Development (Local Planning Schemes) Regulations 2015*. This Policy may be cited as Local Planning Policy – Non Residential Parking.

2. Purpose

The purpose of this policy is to guide car and bicycle parking supply, end-of-trip facilities, design and vehicle access for non-residential development within the City of South Perth (the City).

3. Application

- 3.1 This policy applies to all non-residential development and the non-residential component of mixed use developments within the City.
- 3.2 Where this policy is inconsistent with a local development plan, structure plan or other local planning policy that applies to a specific site or area, the provisions of that specific planning instrument shall prevail.

4. Objectives

- 4.1 To ensure parking is provided which meets the needs of users, is appropriate for its context and does not detrimentally impact the surrounding area.
- 4.2 To balance the provision of on-site car parking with the need to encourage active transport and public transport use.
- 4.3 To ensure safe, convenient, and efficient access for pedestrians, cyclists and motorists.

5. Development requirements

5.1. Car and Bicycle Parking

- 5.1.1. The minimum number of on-site car and bicycle parking spaces is to be provided in accordance with the requirements set out in Table 1.
- 5.1.2. Where the parking requirements for a specific 'Land Use' in Table 1 differ to the 'Zone' requirements, the requirements for the specific Land Use applies.

- 5.1.3. Car and bicycle parking in the 'Centre' zone is to be in accordance with an approved precinct structure plan or local development plan.
- 5.1.4. Calculations for car and bicycle parking bays for all development shall be rounded down to the next whole number.
- 5.1.5. Where identified by Table 1, a parking needs assessment is to be addressed as part of a Transport Impact Assessment (TIA) or Transport Impact Statement (TIS) prepared in accordance with the Western Australian Planning Commission's Transport Impact Assessment Guidelines.
- 5.1.6. Where a TIA or TIS is not required by the City, based on the anticipated number of vehicle movements, a parking needs assessment shall demonstrate the proposed parking supply meets the demand for the use with regard to staff numbers, hours of operation, anticipated number of customers, and access to alternative travel modes.

Table 1: Car Parking Requirements

	Minimum number of on-site car parking bays	Minimum number of on-site bicycle parking spaces
Zone		
Mixed Use	1:25m ² NLA	1:175m ² NLA ¹
Neighbourhood Centre	1:25m ² NLA	1:175m ² NLA ¹
Local Centre	1:30m ² NLA	1:100m ² NLA ¹
Private Community Purpose	In accordance with a parking needs assessment.	
Residential	In accordance with a parking needs assessment.	
Land Use		
Office	1:50m ² NLA	1:300m ² NLA Long Term, plus 1:1000m ² NLA Short Term
Restaurant/café, Tavern	1:25m ² NLA	1:120m ² NLA Long Term, plus 1:60m ² NLA Short Term
Shop ²	1:25m ² NLA	1:500m ² NLA Long Term, plus 1:200m ² NLA Short Term
Child care premises	1 space per 4 children	1 space per 10 staff - Long Term
Residential aged care facility	In accordance with a parking needs assessment.	

Note: NLA means Net Lettable Area.

¹Bicycle parking design shall incorporate both Long Term and Short Term options. The allocation of Long Term and Short Term bays will be determined on a case-by-case basis, considering the nature and operational requirements of the specific land use.

² The minimum number of car parking bays for a 'Shop' land use greater than 1,500m² NLA is to be in accordance with a parking needs assessment.

5.2. Variations to Car Parking Standards

- 5.2.1. In exercising discretion to reduce car parking requirements for non-residential development contained in Table 1, due regard shall be given to Clause 77D of the Deemed Provisions.

- 5.2.2. Where a parking shortfall 2 or more bays is proposed, a payment in lieu of parking condition and/or shared parking arrangement condition may be imposed in accordance with the Deemed Provisions and the City's Payment in Lieu of Parking Plan.
- 5.2.3. In considering a proposal for a shared parking arrangement, the parking facilities serving the uses must be located on the same lot, or if located on a separate lot, the parking arrangements are provided permanently (e.g. through an easement, amalgamation, legal agreement, condition of approval, or any other formal arrangement acceptable to the City).

5.3. End of Trip Facilities

- 5.3.1. End-of-Trip Facilities are to be provided in accordance with the Table 2 unless otherwise varied by the City having regard to the nature of the proposed development, existing facilities and anticipated demand for end-of-trip-facilities.
- 5.3.2. End-of-Trip Facilities are to meet the following requirements:
- (a) Lockers shall be provided and be of suitable volume and dimensions to allow storage of clothing, towels, cycling helmets and footwear; and
 - (b) Shower and change facilities must be located in a secure area to ensure the safety of occupants and their belongings.
 - (c) Shower and change facilities must be independent from universally accessible toilet facilities.

Table 2: End-of-Trip-Facilities Requirements

No. Showers	No. Change Rooms	No. Lockers
One shower per 5 long term bicycle parking spaces.	One change room per shower.	Two lockers per long term bicycle parking space.

5.4. Service or Loading Bays

- 5.4.1. A minimum of one service/loading bay shall be provided on-site and marked for the exclusive use of service, delivery and courier vehicles between 7:00am – 7:00pm.. The requirement for a service bay may be varied based on the operational requirements of the use as determined by the City.
- 5.4.2. Service bay/s shared between multiple businesses may be considered through a Parking Management Plan.
- 5.4.3. The service or loading bay is in addition to the minimum car parking requirements set out in Table 1.

5.5. Car Parking Design

- 5.5.1. The design of car parking facilities is to be in accordance with AS 2890.1 - Parking Facilities - Off-street Car Parking (as amended).
- 5.5.2. The design of parking for people with disability is to be in accordance with AS 2890.6 Parking Facilities - Off-street parking for people with disabilities (as amended) and AS 1428.4.1:2009 – Design for access and mobility – Part 4.1: Means to assist the orientation of people with vision impairment - tactile ground surface indicators (as amended).
- 5.5.3. Vehicle parking shall be contained wholly on-site and should generally be to the rear of the building or within a basement and screened from view from the street.
- 5.5.4. Shade trees shall be provided and maintained in uncovered car parks at the rate of one tree for every four car parking bays. Tree Wells shall be designed to the City's specifications.
- 5.5.5. Vehicle parking, manoeuvring and circulation areas, including crossovers, must be designed, constructed, sealed, drained, kerbed, marked and landscaped to the specifications and satisfaction of the City. Manoeuvring areas are to be wholly contained within the lot boundaries.
- 5.5.6. Tandem parking bays and car stacking systems will only be considered where the bays are provided for staff and for the use of a single tenancy.
- 5.5.7. Where car stacking systems are proposed, they are to be located behind the building or where visible from the street, screened from view and finished in materials to the satisfaction of the City.
- 5.5.8. A Noise Management Plan is required to demonstrate that a car staking system would not adversely affect the amenity of adjoining properties in terms of noise, and that noise attenuation measures have been incorporated in the building design to reduce this impact.
- 5.5.9. The car stacking equipment shall comply with Australian Standard AS5124:2017 (as amended) and be maintained for the life of the development to the satisfaction of the City of South Perth.
- 5.5.10. The City encourages the provision of electric vehicle bays or 3-phase power.
- 5.5.11. The City encourages the provision of taxi and/or ride-share bays.

5.6. Bicycle Parking Design

- 5.6.1. Bicycle parking is to be located in accordance with the following requirements:
 - (a) Be located wholly on-site and to not obstruct pedestrian paths;
 - (b) Be well lit by appropriate existing or new lighting;

- (c) Be protected from the weather;
- (d) Be placed in public view in an area that is highly visible to users.

5.6.2. The design of bicycle parking facilities (Long Term and Short Term) is to be in accordance with AS 2890.3-2015 - Parking facilities Bicycle parking (as amended).

5.7. Vehicle Access

5.7.1. Access to on site car parking spaces to be provided:

- (a) Where available, from a communal street or right-of-way available for lawful use to access the relevant site and which is adequately paved and drained from the property boundary to a constructed street; or
- (b) From a secondary street where no right-of-way or communal street exists; or
- (c) From the primary street frontage where no secondary street, right-of way, or communal street exists.

5.7.2. Driveways shall be:

- (a) no closer than 0.5m from a side lot boundary or street pole;
- (b) no closer than 6m to a street corner as required under AS2890.1 Parking Facilities: Off street Parking (as amended);
- (c) aligned at right angles to the street alignment; and
- (d) located to avoid trees.

5.7.3. Driveways shall be designed for two way access to allow for vehicles to enter the street in forward gear.

5.7.4. Access points shall be designed to minimise conflict with pedestrian/cyclist pathways and public transport facilities;

5.7.5. A maximum of one (1) vehicle crossover is permitted per street frontage. Existing redundant crossovers shall be reinstated to the City's specifications.

5.7.6. Driveways shall be no wider than 6m at the street boundary and driveways in aggregate no greater than 9.0m for any one property.

5.8. Parking Management Plan

5.8.1. The City may require the submission of a Parking Management Plan (PMP) with an application for development, or as a condition of development approval where a development involves complex car parking arrangements, including, but not limited to,

car parking associated with various land uses, reciprocal parking, car stackers or tandem parking bays.

5.8.2. A PMP is to address the following aspects of parking management associated with the development, where relevant and with regard to the scale and nature of the development:

- (a) The total number of car parking bays, time restrictions on parking bays, short and long term bicycle parking spaces and the total number of other bays (for example, service and loading and unloading bays);
- (b) Access and manoeuvring arrangements for car parking bays, including where applicable (but not limited to), swept paths, tandem parking, car stackers, pickup and drop-off bays, service and loading and unloading bays;
- (c) Parking allocation for users of the development (for example, staff and customer bays, accessible bays and bays allocated for shared use), and duration of use of the bays;
- (d) Details of who will be responsible for the management, operation and maintenance of parking;
- (e) Management of allocation of parking bays as specified in the PMP, including signage and enforcement; and
- (f) Way-finding measures to ensure efficient use of parking facilities.

6. Definitions

Electric vehicle bays:	<i>means a parking bay that is serviced by electric vehicle charging infrastructure.</i>
End of Trip Facility:	<i>means a shower with associated change space and single individual locker/s.</i>
Long Term Bicycle Parking Facilities:	<i>means those of a security Level A and B in accordance with AS 2890.3 2015 (as amended).</i>
Net Lettable Area or NLA:	<i>has the same meaning as the Deemed Provisions being: means the area of all floors within the internal finished surfaces of permanent walls but does not include the following areas —</i> <ul style="list-style-type: none"><i>(a) stairs, toilets, cleaner's cupboards, lift shafts and motor rooms, escalators, tea rooms and plant rooms, and other service areas;</i><i>(b) lobbies between lifts facing other lifts serving the same floor;</i>

- (c) *areas set aside as public space or thoroughfares and not for the exclusive use of occupiers of the floor or building;*
- (d) *areas set aside for the provision of facilities or services to the floor or building where those facilities are not for the exclusive use of occupiers of the floor or building.*

Short Term Bicycle Parking Facilities: *means those of a security Level C in accordance with AS 2890.3 2015 (as amended).*

7. Relevant Legislation, Policies, Documents

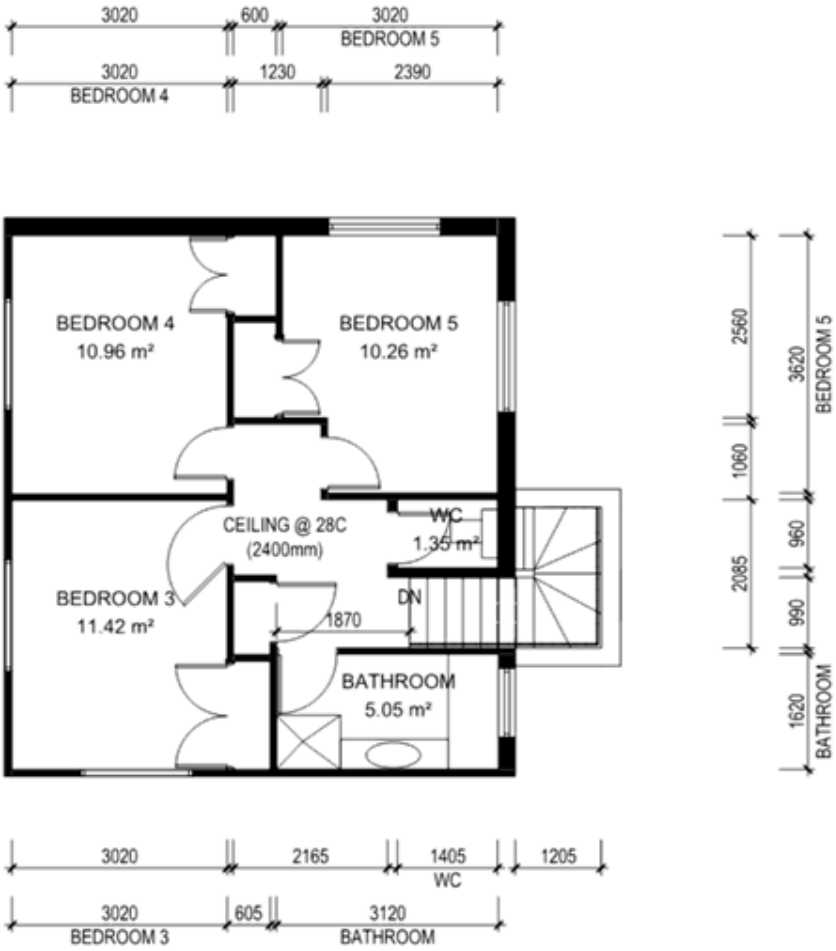
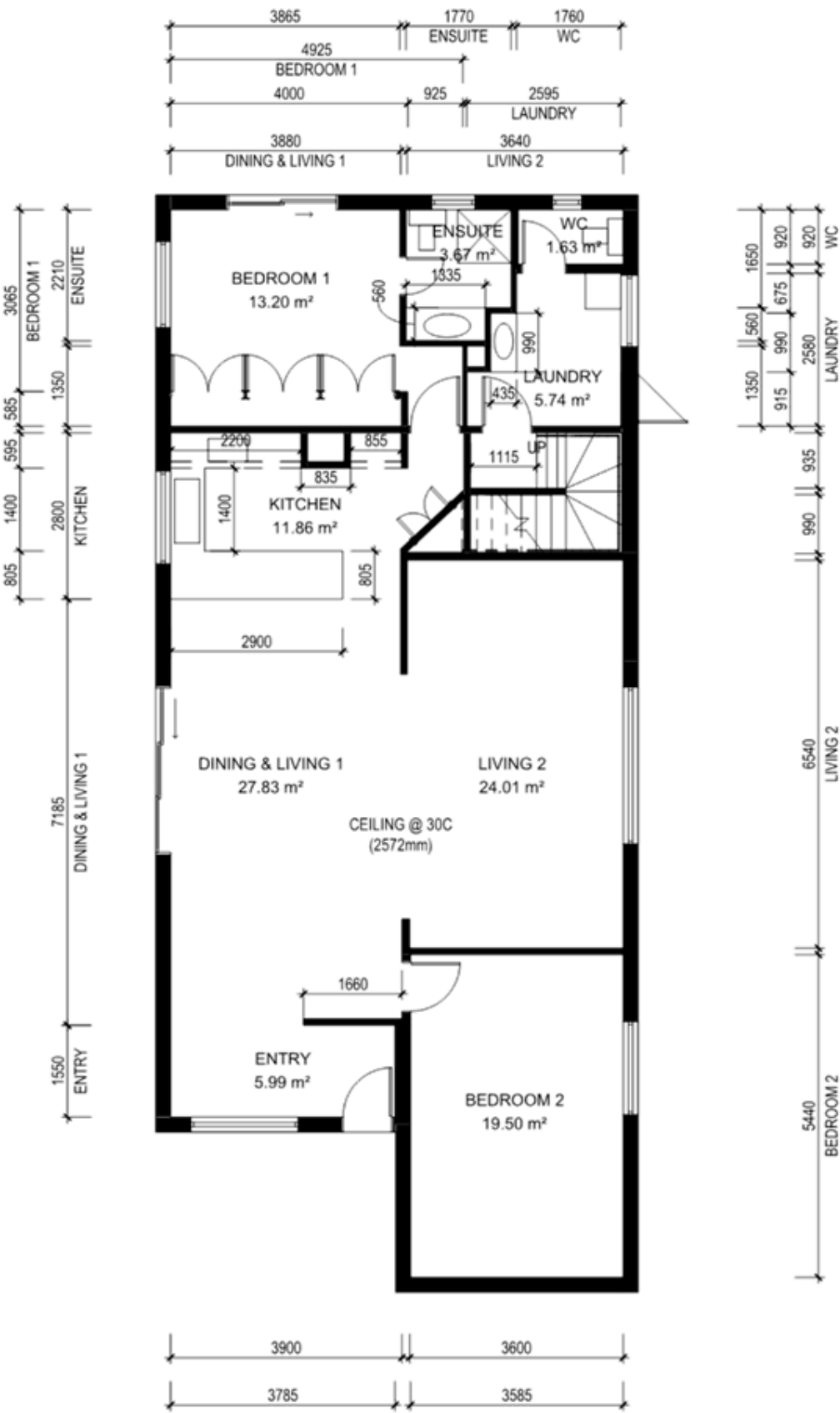
Planning and Development Act 2005
Planning and Development (Local Planning Schemes) Regulations 2015
City of South Perth Local Planning Scheme No. 7
City of South Perth Local Planning Policies
City of South Perth Payment in Lieu of Parking Plan
Australian Standard 2890.1: Parking Facilities – Off-Street Parking
Australian Standard 2890.3: Parking Facilities – Bicycle Parking Facilities

8. Document Control

Adoption date	OCM 28 May 2024
Date Modified	None
Strategic Community Plan Reference	Environment (Built and Natural)



Page 66 of 127





**HOME CONCEPT
DESIGN & CONSTRUCTION**

27B Beatty Ave, East Victoria Park, W.A. 6101
Email: design@hcdc.com.au
Website: www.hcdc.com.au
A.B.N. 19 744 350 723

This drawing is copyright and remains the property of HOME CONCEPT DESIGN & CONSTRUCTION. We reserve the right to alter designs, colours and specifications without notice. Whilst every care has been taken in the preparation of this document, the particulars contained herein are not to be constructed as any representation of fact. All information provided to us is from reputable sources and no responsibility is accepted by the vendor, it's servants or agents for any errors or omissions.

A	2017/05/05	DRAFT	N.K.
REV	DATE	DESCRIPTION	BY

THIS IS ONE OF THE DRAWINGS REFERRED TO IN CONTRACT

DATED:

OWNER:

OWNER:

BUILDER:

For:
ERIC

Project:
**RENOVATION
(REFRESHMENT)**

Address:
**70 VISTA STREET
KENSINGTON**

Drawing:
EXIST. FLOOR PLAN

Drawn: N.K.	Rev No: A	Dwg No.
Date: 05/2017	A100	
Scale: 1 : 100		

7 VISTA STREET KENSINGTON



MANAGEMENT PLAN. SHORT-TERM ACCOMMODATION



Prepared for: Shire of South Perth.
February 2024

7 VISTA STREET KENSINGTON



TABLE OF CONTENTS

1	INTRODUCTION
2	PROPERTY DESCRIPTION
3	USE OF PREMISES
4	COMPLAINTS MANAGEMENT
	- Level One Complaint (Minor noise disturbance and/or complaint)
	- Level Two Complaint (Major noise disturbance or party)
5	CHECK-IN AND CHECK-OUT
6	ON SITE REGISTER
7	MAINTENANCE
8	GUEST GUIDE
9	MANAGER'S GUIDE AND RESPONSIBILITIES
10	CODE OF CONDUCT FOR GUESTS AND VISITORS
	- General Principles
	- General Requirements
	- Noise and Residential Amenity
	- Visitors
	- Gatherings or Functions
	- Parking
	- Garbage and Recycling
	- Security
	- Outdoor Areas
	- Smoking
	- Pets
	- Motorcycles and Bicycles
	- Barbecue
	- Damage and Breakages
	- Compliance
11	MANAGEMENT CONTACT INFORMATION
12	ATTACHMENTS
	- Aerial View
	- Floor Plan

7 VISTA STREET KENSINGTON



INTRODUCTION

This Short-Term Accommodation Management Plan provides details of procedures already in place at 7 Vista Street Kensington to support the application for an Extension of Change of Use, so the owners can continue to provide short-term accommodation with approval from the City of South Perth.

The objective of this Management Plan is to establish an acceptable standard of behaviour for guests and visitors to minimise any adverse impact on the owner, neighbours, nearby residents and the City of South Perth.

To reduce the risk of guests behaving inappropriately we have installed noise monitors in this property so we receive instant alerts if noise levels exceed our pre-set parameters.

As an additional measure to further screen guests and discourage any anti-social behaviour we now use specialised software to automatically check each guests rating with Short-Stay Web Sites and we only accept guests with a confirmed 5 star rating.

This software also requires guests to provide additional identification information which is automatically checked and verified before each booking is confirmed.

Guests can book a stay at this address via real estate agents, relocation managers and short stay accommodation providers such as Airbnb and Stayz.

In cases involving real estate professionals, guests will be also subject to the Residential Tenancies Act (1987) and the Real Estate and Business Agents Act (1978).



7 VISTA STREET KENSINGTON



PROPERTY DESCRIPTION

7 Vista Street Kensington is a 5 bedroom, 2 bathroom detached house.

Two bedrooms, including the main bedroom with an ensuite and the living areas are on the ground floor. The additional bedrooms and another bathroom are on the first floor.

Two undercover parking bays are accessible from Vista Street.



7 VISTA STREET KENSINGTON



USE OF PREMISES

The property will be rented as a residence for a maximum of six (6) adults.

A maximum of up to 2 children (12 years and under) can also be accommodated under each booking..

There is no provision for additional guests such as a fold-out sofa bed.

A two vehicle carport is provided at the front of the dwelling. Guests vehicles are to be parked within the property. Visitors vehicles are also not to be parked on the verge.

The property includes a small rear garden. If used by guests, any noise from their conversations must be within the agreed Code of Conduct Guidelines.

Guests are also reminded to be aware of the proximity to neighbours when using the rear garden and to keep noise to an acceptable level.

Premises will be available for a minimum stay of 2 nights and a maximum of 90 days.

The house will be serviced prior to check-in and immediately after check-out.

Names of all guests staying at the property will be provided to the Manager at the time of booking and any changes to the booking in terms of the number of guests being accommodated must be approved prior to acceptance of the booking.



7 VISTA STREET KENSINGTON



COMPLAINTS MANAGEMENT

Complaints can be resolved at a neighbour level or via the Manager.

If neighbours believe guests are not being respectful of the Code of Conduct, they can contact the Manager.

The Manager's contact details are as follows:

Mr Prak Sangthong

Easy Home Rentals

0402 149 626

prak@easyhomerentals.com.au

If neighbours are having any issues with the operation of the property, such as the location and/or orientation of lighting, vegetation on site or any other general issues, they are encouraged to contact the Manager to further discuss such issues.

A Register of Complaints will be maintained by the owner and available for inspection by an authorised Council Officer.

The complaints register will contain the following information:

1. The date and time of the complaint;
2. The name and address of the complainant;
3. The nature of the complaint;
4. Investigations carried out;
5. Action taken; and
6. Response provided to complainant.

A copy of this Management Plan can be made available to neighbours. Neighbours will also be provided with the contact details of the Manager and owner.

Neighbours can to be provided with the following:

1. A copy of the Code of Conduct;
2. A copy of the complaints management procedure;
3. Contact details for the Manager in the event of antisocial behaviour, particularly after hours..

Neighbours are encouraged to contact the police if they have concerns of any illegal activity at the property.

7 VISTA STREET KENSINGTON



COMPLAINTS MANAGEMENT

Complaints are divided into categories, the process for each is detailed below:

LEVEL 1: COMPLAINT (MINOR NOISE DISTURBANCE AND/OR COMPLAINT)

In the event of a Level 1 complaint the following procedure is to be adopted:

1. The neighbour is encouraged to contact the Guest to advise of the concern;
2. Alternatively, or in the event that the concern is not resolved, the neighbour is to contact the Manager;
3. The Manager will contact the guests to advise them of the complaint and remind them of their obligations under the Code of Conduct.
4. If the issue is not resolved and a further complaint is received within 12 hours, the Manager or an appointed security firm will attend the site;
5. In the event of a further complaint being received and the complaint validated, the guests will be evicted in accordance with the Code of Conduct.

LEVEL 2 COMPLAINT (MAJOR NOISE DISTURBANCE OR PARTY)

Guests are encouraged to enjoy their time on the property, but as outlined in the Code of Conduct, parties are not permitted and noise should be minimised after 9pm and before 7am.

If a Level 2 complaint is received, the following procedure is to be adopted:

1. The Manager or security firm will attend the premises within one hour of the complaint to verify if this is a major noise disturbance or party;
2. If the complaint and the issue is deemed to be a level 1 complaint then the procedure for Level 1 shall be followed.
3. If the complaint is verified as a Level 2 complaint, the guests will be evicted in accordance with the Code of Conduct.

7 VISTA STREET KENSINGTON



CHECK-IN

At the time of booking online, guests must review and agree to accept the house rules which specifically state:

1. No parties or events;
2. Quiet house after 9.00 pm

Check-in time is 2.00pm - 9.00pm daily.

Guests are provided with a code for keypad entry into the property.

Guests are to be checked-in by 9.00 pm.

Check-ins are not permitted between 9.00 pm and 7.00 am.

If guests arrive in the property after 9.00 pm for check-in, they should find alternative arrangements for their stay overnight and check-in after 7.00 am the following day on the basis that they have paid for the accommodation for the previous day).

CHECK-OUT

Check-out time is between 7am and 11am on the day of departure, unless other arrangements have been made with the Manager.

In the event that the Manager grants approval for check-out before 7.00am, guests are to ensure that noise is kept to a minimum to avoid disturbing neighbours.

7 VISTA STREET KENSINGTON



ON-SITE REGISTER

A register of all occupants will be kept by the Manager and be available for inspection by an authorised Council Officer, and shall contain:

- 1 The full names and usual place of residence of all occupants
- 2 The date of arrival and departure of the occupants.

MAINTENANCE

Maintenance refers to both building maintenance and care of the gardens.

Maintenance will be managed by the Manager.

Maintenance will preferably be performed at a time between occupancy unless it is urgent and requires attendance at time of occupancy.

Other than in the case of an emergency, any maintenance contractors or staff will be engaged to attend during normal business hours to minimise disruptions to neighbours.

7 VISTA STREET KENSINGTON



GUEST GUIDE

A guide containing the following information shall be prepared for guests and kept in a folder on premises:

- 1 Manager and contact details.
- 2 Code of Conduct.
- 3 Procedure in the event of the house alarm going off.
- 4 Wi-Fi Device name and password.
- 5 Key lockbox code.
- 6 TV Information.
- 7 Air Conditioner operation.
- 8 Location of the first aid kit.
- 9 Extra towels and sheets.
- 10 Hot water systems operation.
- 11 Rubbish bin location and procedure for collection of rubbish bins.
- 12 Check-in time.
- 13 Check-out time.
- 14 Local restaurant and shopping.
- 15 Local parks and recreation services.
- 16 Other major attractions.
- 17 Important contact numbers.
- 18 Any other information as required.

MANAGER'S GUIDE AND RESPONSIBILITIES

A guide documenting tasks and processes will be retained by the Manager for the following:

- 1 General hosting (Including liaisons with clients, providers and Local Government);
- 2 Cleaning information between occupants;
- 3 Procedure for bin collection;
- 4 Laundry requirements;
- 5 Garden preventative maintenance; and
- 6 Building preventative maintenance.

The Manager shall maintain:

The Register of Complaints as referred to in this Management Plan;

A register of all occupants referred to in this Management Plan;

7 VISTA STREET KENSINGTON



CODE OF CONDUCT FOR GUESTS AND VISITORS

The Code of Conduct is provided at the property to ensure that guests and visitors know and comply with specific behaviour governing their permission to enter and occupy the property. The Code of Conduct will be displayed in a conspicuous place in the property so that it can be easily viewed by guests and visitors.

GENERAL PRINCIPLES

Short Term Accommodation is a unique experience and the guiding principles of this Code of Conduct are:

- 1 Treat the property as if it is your own home.
- 2 Respect your neighbours.
- 3 Leave it in the appropriate condition as it was upon occupation.

GENERAL REQUIREMENTS

- 1 Guests and visitors must comply with this Code of Conduct and instructions from the Manager during their stay.
- 2 Guests must notify the Manager of any disputes or complaints from neighbours as soon as practicable.

NOISE AND RESIDENTIAL AMENITY

- 1 Guests and visitors must not create noise which is offensive or has the potential to create a nuisance to occupiers of neighbouring properties especially between 9pm and 7am Monday to Saturday and 9pm – 9am on Sunday and public holidays, during arrival, and during departure, and at any time throughout the occupancy.
- 2 Offensive noise is prohibited and may result in termination of permission to occupy the property, eviction, loss of rental paid and extra charges for security and other expenses, which may be deducted from the security deposit or bond under the terms and conditions.
- 3 Guests and visitors must not engage in any anti-social behaviour and must minimise their impact upon the residential amenity of the neighbours and the local community.

VISITORS

- 1 No visitors or guests other than those who are booked to stay at the property can stay in the property without first obtaining the Manager's approval.
- 2 If the Manager's approval is obtained for visitors, guests are responsible for ensuring that visitors comply with this Code of Conduct.

7 VISTA STREET KENSINGTON



CODE OF CONDUCT FOR GUESTS AND VISITORS

GATHERINGS AND FUNCTIONS

This property is not a "party house" and any such activities are strictly prohibited.

PARKING

- 1 Guests and visitors are to comply with parking regulations and other requirements set out below and show consideration to neighbours and other vehicles.
- 2 Parking arrangements on the property are restricted to the double carport (2 vehicles) and the driveway on the property.
- 3 Guests are not to park on the verge outside the property.
- 4 Guests are to ensure that there is not more than two (2) vehicles per booking.

GARBAGE AND RECYCLING

- 1 Rubbish and recycled goods are to be disposed of in accordance with the usual practice at the property in the allocated bins, and excess rubbish must not be left in a public area.
- 2 Rubbish and recycling arrangements at the property are in the form of a bin for general rubbish and a bin for recycled goods as per the Shire of South Perth Guidelines.
- 3 Bins should not be placed on the verge before 12pm on the day before collection day.

The Manager is to check by 6pm on the evening prior to collection day that the bins have been placed on the verge. In the event that bins are not placed on the verge by 6pm on the evening prior to collection day, the Manager will place the bins on the verge.

The Manager is to check by 6pm on the day of collection that the bins have been brought onto the property and are not on the verge. In the event that bins are still on the verge at 6pm on the day of collection, the Manager will bring the bins back on the property.

7 VISTA STREET KENSINGTON



CODE OF CONDUCT FOR GUESTS AND VISITORS

SECURITY

- 1 Whenever guests are absent from the property they must close and lock all windows and doors to maintain security and prevent rain and water damage.
- 2 At all other times, doors and windows should be secured as a general security measure.
- 3 The mains electricity RCD's (Residual Current Devices) are located in the property's meter box.

In the event of the house security alarm being accidentally activated, guests are to endeavour to stop the alarm sounding as soon as possible and advise the Manager of the incident.

OUTDOOR AREAS

- 1 Guests are to respect the privacy of neighbours when utilising outdoor areas.
- 2 Guests are to also minimise noise when in the outdoor areas.

SMOKING

Smoking is not permitted within the residence.

PETS

Pets are only permitted with approval of the Manager.

MOTORBIKES AND BICYCLES

Motorbikes and bicycles are not permitted within the residence.

BARBECUE

- 1 All controls must be turned off after use.
- 2 The BBQ is to be cleaned after each use.

DAMAGES AND BREAKAGES

Any damage or breakages must be reported to the Manager.

COMPLIANCE

- 1 Breach of the Code of Conduct is a breach of: The Terms and Conditions of Contract; and permission to occupy of the property.
- 2 The owner and Manager reserve the right, in accordance with the law, to terminate permission to occupy and to evict from the property guests or visitors who refuse to follow the Code of Conduct, or who cause a nuisance.

7 VISTA STREET KENSINGTON



MANAGEMENT CONTACT INFORMATION

The Manager's contact details are as follows:

Mr Prak Sangthong

Easy Home Rentals


0402 149 626

prak@easyhomerentals.com.au

7 VISTA STREET KENSINGTON



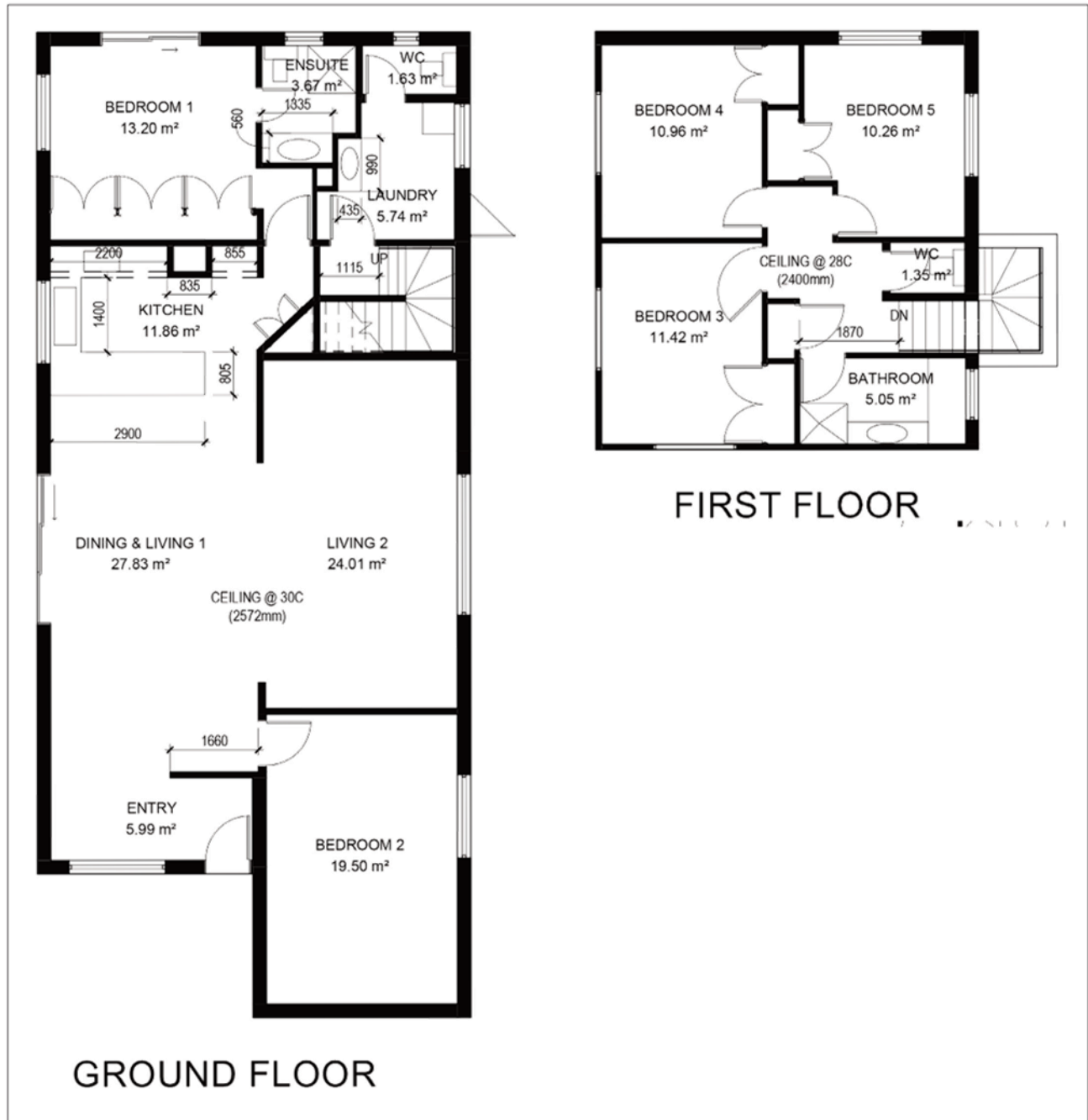
AERIAL VIEW



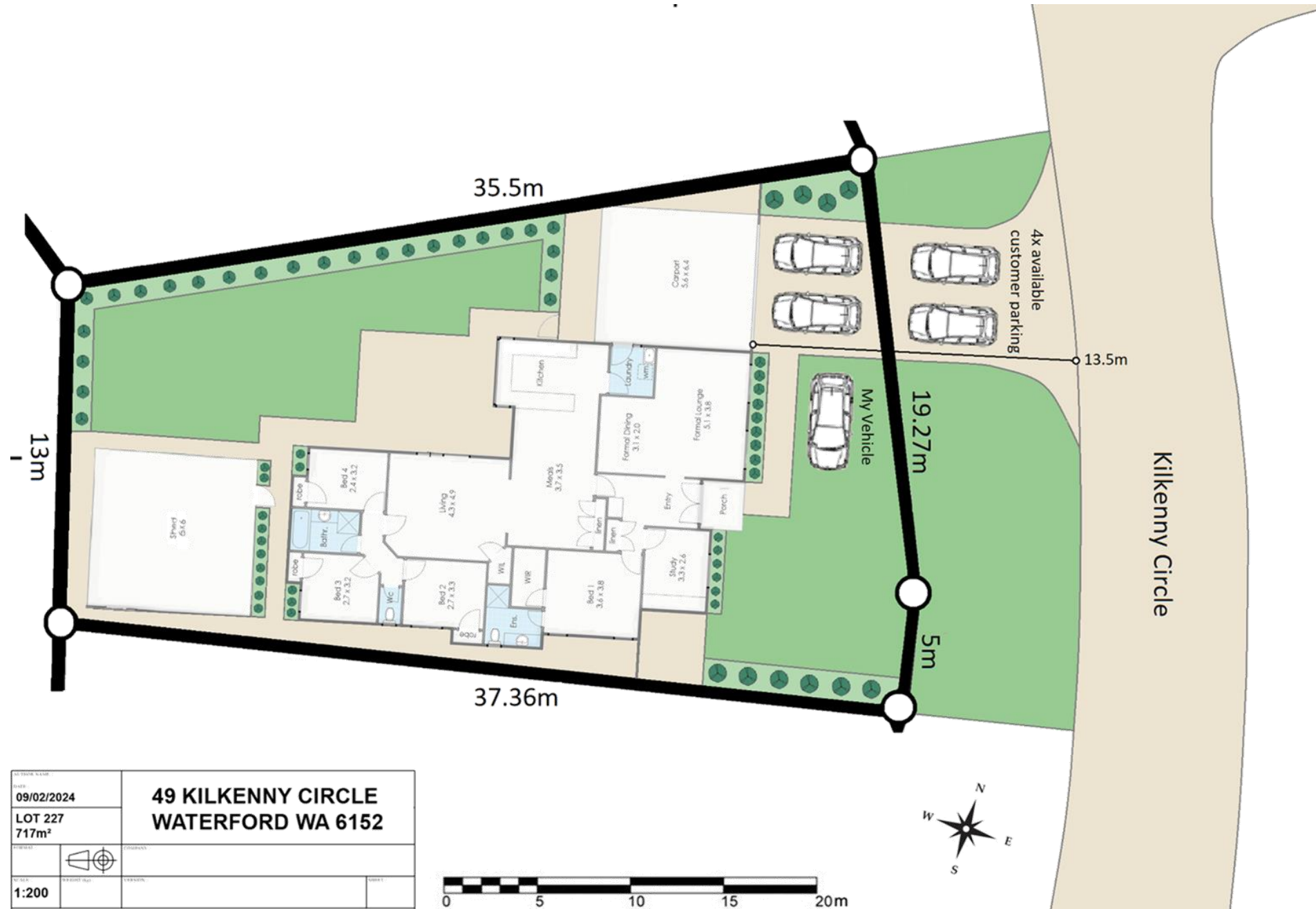
7 VISTA STREET KENSINGTON



FLOOR PLAN







Emma COWARD

49 Kilkenny Circle, WATERFORD WA 6152

City of South Perth

Civic Centre - Cnr Sandgate South & South Terrace, SOUTH PERTH WA 6151

9474 0777

enquiries@southperth.wa.gov.au

RE: Home Occupation Approval

To whom it may concern,

I am wishing to express my keen interest in establishing a boutique Dog Grooming business at my current residential address, 49 Kilkenny Circle, WATERFORD.

The scope of the business will encompass a range of services, including bathing, drying, brushing, and fur trimming for dogs. Additionally, I will provide ear cleaning and nail trimming. The operational requirements are minimal, necessitating access to water for bathing and electricity for the dryer and clippers. The tools used in the grooming process will generate minimal noise, causing little to no disruption to neighbours.

I plan to operate this venture from the garage, an area that is completely enclosed by either wall or fencing and only accessible from the front via the garage door. To ensure a controlled environment and minimize any disturbance caused by the dogs, the garage door will remain securely closed throughout the operation, preventing wind interference and reducing noise. In addition, thick and durable plastic blinds will encompass the sides of the garage not enclosed by solid brick. This interim solution is in place as a provisional measure. Should the business thrive, my intention is to fortify the area with solid brick within the coming year.

Within the garage, I plan to set up a designated space for a dog bath and grooming table, both of which will be stored to the side of the garage when not in use. These fixtures will occupy approximately 2m².

The proposed business hours are between 7am and 5pm on any given day, totalling approximately 40 hours per week. Clients will be encouraged to schedule drop-offs for their dogs at a predetermined time. They can conveniently park their vehicle on the driveway and access the facility through the garage door, which I will promptly open upon their arrival. With a maximum of three clients visiting daily, the impact on the premises will be minimal. Due to scheduled appointment times, there will only be one person arriving at a time and only one dog on the premises at any given time.

To further facilitate smooth operations, my personal vehicle will be parked on the front lawn during the day, ensuring it does not impede business activities.

While there won't be any signage on the property, I may place an advertising sticker on the rear window of my vehicle will feature my business name and contact number for easy identification and outreach.

Operating as a sole proprietor, I will be the sole contributor to the business without any additional employees.

Having enrolled in a five week, hands-on training course to gain the necessary skills, I am enthusiastic about the prospect of bringing a high-quality dog grooming service to our community and am committed to ensuring a seamless and positive experience for both clients and their beloved pets.

Thank you for considering my proposal. I look forward to the opportunity to discuss this further at your earliest convenience.

Sincerely,

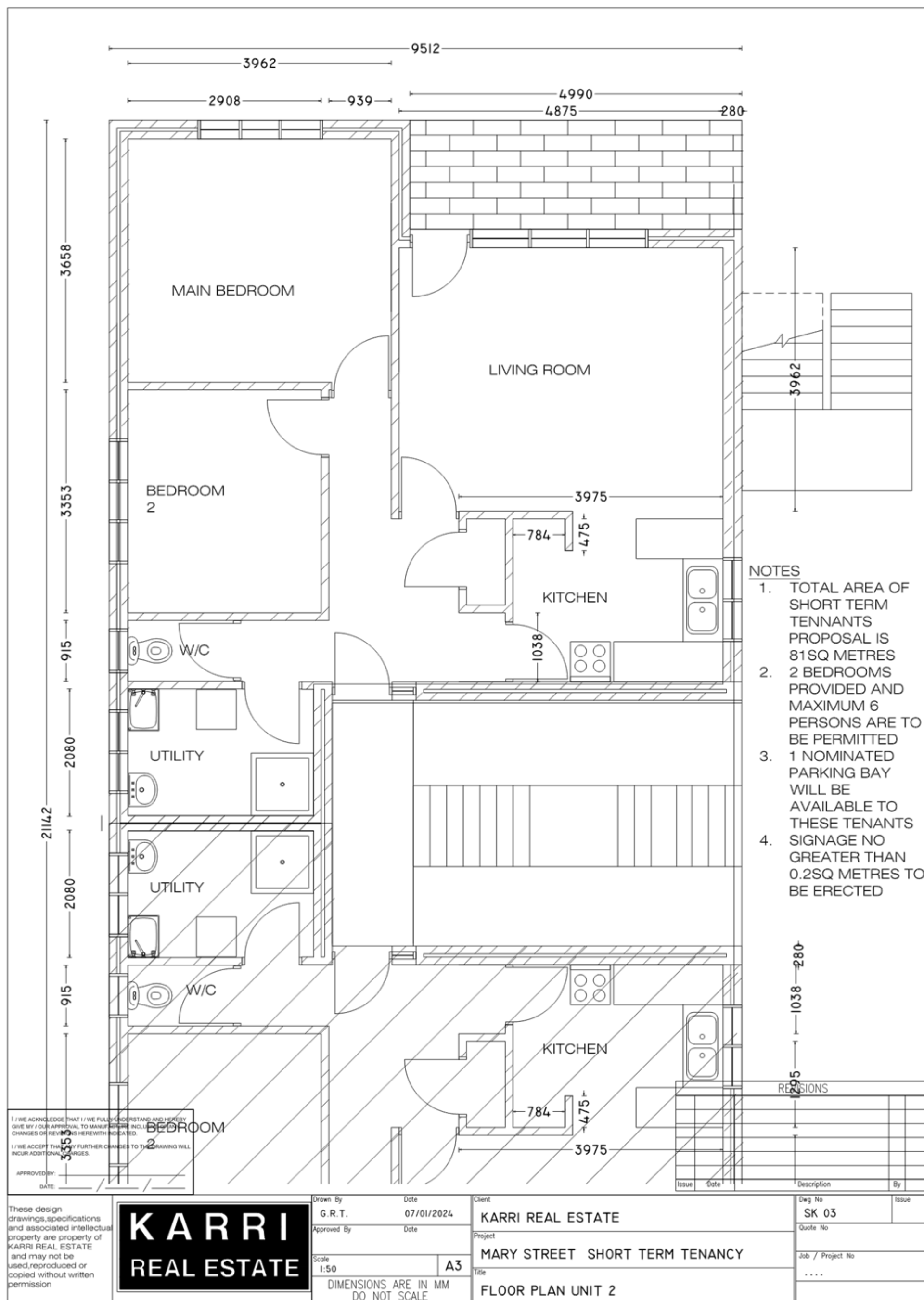
Emma COWARD

0456 895 988

emmacoward22@gmail.com







MANAGEMENT PLAN
Unit 2 / 45 Mary Street

1. PURPOSE

The purpose of this document is provide the City of South Perth with a management plan of the proposed short term accommodation located at Unit 2 / 45 Mary Street.

2. BACKGROUND

As operators of the proposed short term accommodation I have over ten years hospitality accommodation experience; I have served as an Assistant Manager at a boutique hotel in New York City, and more recently running a short-term accommodation business in the Perth CBD since 2012. Since 2014, and most recently at the end of 2023, the business has consistently and repeatedly won multiple Gold, Silver and Bronze awards at the prestigious WA Toursim Awards. It's fair to say that based on past experience, my team and I will provide a quality, value for money experience for guests.

I am aware that some at the City of South Perth maybe concerned about the impact short term accommodation may pose on the amenity of neighbouring residents. We hope that this management proposal will assuage such concerns. Further our proposal fully meets Council Policy P350.18-Short Term Accommodation.

3. THE ACCOMMODATION

The premises is catered to accommodate up to 6 guests; with a queen sized bed in the main bedroom, two single beds in the second bedroom plus a sofa bed in the living room (as is common practice). There is a single bathroom with separate water closet. There is an open plan living area including kitchen and dining. The premises is self-contained with fridge, stove top/oven, microwave as well as washing machine and dryer. There is ample off-street parking at the front and the rear of the premises for existing residents as well as the proposed short term accommodation.

4. GUEST & STAY PROFILE

It is anticipated that guests will be singles, couples or those with young families.

The accommodation will be marketed as a place to relax in a quiet suburban environment (as opposed to a central CBD location close to nightlife hotspots), within walking distance to the beach as well as local cafes and shops. It will not be marketed as a party house.

For couples and those with young families we envision that these people will most likely be coming from regional WA, interstate and overseas as tourists. Based on experience, we foresee the following length of stay durations: We anticipate Regional WA guests will visit Perth for a weekend getaway, a dedicated event trip such as the recent Coldplay Concert, to a longer school holiday period. Those that are coming from interstate or overseas will tend to use Perth as a 'landing base' where they begin and end their holidays, with the middle part of their itinerary filled with exploring the rest of WA. As such, I would expect a one to five days stay at either the beginning or end of their stay. An alternative stay pattern for overseas

MANAGEMENT PLAN
Unit 2 / 45 Mary Street

guests have been those that use Perth as a landing or exit pad to/from Europe/Asia before or after the journey throughout the rest of Australia.

As Perth is currently experiencing an increase in new migrant arrivals, we anticipate to also attract new migrants as guests who will be staying at our premises while they secure more permanent lodgings in the surrounding locality. On this point I think I should stress that our property will provide a competitive advantage as it allows new migrants to 'try' the neighbourhood before renting elsewhere.

We also anticipate that due to our suburban locality and kitchen amenities, our accommodation will be attractive to friends and families of those residents living in the area which is a positive contribution to the amenity of the neighbourhood by offering accommodation choice. Not only this, we also anticipate residents to also use our premises as a place to call home while their renovate their premises or are between residences. This particularly applies to those with young children who do not wish to relocate too far from the local primary school which is within walking distance.

5. CHECK IN PROCEDURES

Guests will generally agree to meet at an appointed time to check in whereby staff will meet and greet guests to facilitate the check in and to show them around the property. Check-in time is standard along industry norms as any time after 2pm on day of Check-In.

There will be protocols in place with regards to after-hours check-in including getting copies of identification papers of guests prior to their stay.

If there are any after hours access issues we have on standby back up keys available. Further staff will be available on standby and attend onsite if required.

As we will be using an electronic booking management system, it is at the point of booking that we can and will request security deposits to guard against any anti-social behaviour.

6. CHECK OUT PROCEDURES

Check out procedures is quite standard for the industry, with guests required to leave by a set time, in this case around 10am on their day of departure. As we will be using electronic locks there is no requirement to return any keys. At some point soon after Check Out, staff will arrive to undertake cleaning of the premises.

7. GUEST ISSUES DURING STAY

It will be a condition of stay that guests socially behave themselves and not create a nuisance to neighbours; this extends to excessive noise and visitors. This will include the following:

MANAGEMENT PLAN
Unit 2 / 45 Mary Street

7.1 No Parties/Function

There are some elements in the community which believes, incorrectly, that proprietors do not care whether or not a guest holds a party. This is wholly incorrect to reputable proprietors such as myself. Apart from inconveniencing neighbours and damaging cordial relations with neighbours, parties have a high likelihood of damaging the premises, as such it is not in the interest of the operator for parties to be accepted.

There will be a strict no parties or functions rule. Parties will not be tolerated and guests will be evicted immediately. Our policy is also in line with some third party platforms (such as Airbnb) who have implemented no parties as part of their condition of stay. It is worth noting that the size of the premises as well as the lack of resort style facilities reduces the attractiveness of this property as a party place.

7.2 Noise Limits

We will seek that guests keep noise to within acceptable limits as per the Western Australian Environmental Protection (Noise) Regulations of 1997

Time of Day	Permitted Decibels (Approximately)
0700 to 1900 Hours Monday to Saturday	45dB
0900 to 1900 Hours Sunday and public holidays	40dB
1900 to 2200 Hours All Days	40dB
2200 to 0700 Hours Monday Saturday	35dB
2200 to 0900 Hours Sunday and Public Holidays	

7.3 On Site Parking

Eventhough street parking is free and greatly used by surrounding neighbours on the street to park their extra cars, we realise that parking can be a sensitive topic. As such we will ask that guests park their vehicles on the property.

7.3 Pets

Pets will not be accepted.

7.5 Complaints Handling

Complaints made by neighbours will be dealt swiftly. Where the issue is in relation to late evening/early morning noise, management will deal with the guest directly and if any anti-

MANAGEMENT PLAN
Unit 2 / 45 Mary Street

social behaviour is not rectified than that will be met with eviction and non-refund of the remaining balance if their stay as well as forfeiture of guest's security deposit.

To manage any complaints, neighbours will be provided with the manager's contact phone number to ring as well as an after hours line in case of any issues that may arise. Guests will also get contact numbers to assist them with any issues that may arise during their stay.

Owing to my experience in the industry, I have a number of trades persons available that would be able assist him with any guest issues that may arise whether it be an electrical, plumbing or building issue.

8. MAINTENANCE OF COMMON PROPERTY

Common property of 45 Mary Street, is managed by the real estate firm Karri Real Estate. Common facilities are bare minimal such as the provision of laundry line, parking and the gardens/courtyard surrounding the property. There are no resort style facilities such as a gym or pool.

9. INTERACTIONS WITH LONG TERM TENANTS

It is not envisioned that there will be significant issues with the other long term tenants. There is plenty of off-street parking at the front and rear of the premises including a 4 bay carport and lock up garage. Therefore, it is unlikely lack of parking would cause conflicts between short and long term tenants. As the subject premises is at the rear of the property, it is most likely that guests will choose to park at the rear of the premises.

There are no common facilities except for parking and gardens which means there won't be any conflict with respect to short term guests over-using facilities such as swimming pools.

In terms of entrances all the properties in the complex have their own entrances. As such frequent entry or exit by a short-term guest should not prove an issue nor will tenants feel a loss of privacy.

!

10. SUMMARY

As an established hospitality operator, we recognise that hospitality guests are demanding more variety and flexibility in their accommodation options. Guests want to feel part of a community that they are staying and the close proximity to the Preston Street precinct reinforces this notion. Further having a variety of short-term accommodation options near the precinct will further enhance the attractiveness of the precinct as a destination location thus enhancing economic activity in the area. It is partly for these reasons that Policy P350.18 was implemented by the City of South Perth.

Finally, our well recognised experience in the industry shows that we have the skills to manage not just the needs of our guests but also that of our neighbours.

Site Photographs







Payment Listing April 2024

This schedule of accounts to be passed for payments covering the following:



AMOUNT (\$)

ELECTRONIC PAYMENTS

Electronic payments to creditors	425	4,583,991.38
Less: Cancelled EFT transactions		0.00
Total Electronic Payments to Creditors		4,583,991.38

CHEQUE PAYMENTS

Cheque payments to creditors	3	696.95
Less: Cancelled cheque transactions		0.00
Total Cheque Payments to Creditors		696.95

Total monthly payments to creditors	428	4,584,688.33
--	-----	---------------------

EFT payments to non creditors	49	79,156.46
Cheque payments to non creditors	29	21,571.28
Total payments to non creditors		100,727.74

Total EFT & Cheque payments	506	4,685,416.07
--	-----	---------------------

Credit Card Payments	82	17,597.10
----------------------	----	-----------

Fleet Card Payments	36	2,631.35
---------------------	----	----------

Total April Payments	624	4,705,644.52
-----------------------------	-----	---------------------

Payment Listing

EFT Payments

Reference	Date	Payee	Description	Amount (\$)
11255831	24/04/2024	Western Aust Treasury Corp	WATC Loan repayments	767,403.42
12244378	18/04/2024	Cleanaway	Waste services Mar24	317,846.99
09435361	22/04/2024	Deputy Commissioner of Taxation	PAYG	210,866.00
12011305	4/04/2024	Asphaltech	Road works-Manning Road shared path	201,528.95
08183736	9/04/2024	Deputy Commissioner of Taxation	PAYG	197,814.00
10525144	11/04/2024	MMM WA Pty Ltd	Drainage works - various	159,741.12
10525144	11/04/2024	WA Hino Sales & Service	Fleet purchase	146,014.60
12244378	18/04/2024	WA Hino Sales & Service	Fleet purchase	115,818.45
10525144	11/04/2024	Synergy	Electricity usage	111,141.26
12011305	4/04/2024	Synergy	Electricity usage	109,828.23
12244378	18/04/2024	UCI	Office furniture	83,683.60
12244378	18/04/2024	Synergy	Electricity usage	77,429.29
10525144	11/04/2024	Classic Tree Services	Tree services - various	73,462.28
10525144	11/04/2024	Cleanaway	Waste/Rubbish collection	66,396.05
11255831	24/04/2024	Synergy	Electricity usage	66,165.76
10525144	11/04/2024	Diverse Air Pty Ltd	Aircon works	61,325.00
11255831	24/04/2024	Landmark Engineering & Design	Driftwood bin surround	52,901.20
10525144	11/04/2024	Asphaltech	Asphalt works at Todd Ave	45,487.40
12011305	4/04/2024	West Coast Profilers Pty Ltd	Works at Mill Point Rd-Scott St.	38,693.25
11255831	24/04/2024	Mandurah Isuzu Ute	Fleet purchase	38,349.10
12244378	18/04/2024	MMM WA Pty Ltd	Engineering works - various	38,162.38
12244378	18/04/2024	Repeat Plastics (WA)	Install & Service Bollards	37,022.22
11255831	24/04/2024	Environmental Industries Pty Ltd	Tree watering services	35,343.00
10525144	11/04/2024	Enviro Sweep	Street Sweeping-various	34,926.42
12244378	18/04/2024	Uniting Global Pty Ltd	Cleaning Services	33,148.24

Reference	Date	Payee	Description	Amount (\$)
12244378	18/04/2024	Building Commission	BS Levies Mar24	32,350.88
10525144	11/04/2024	Ecojobs	Contract Staff	29,688.46
11255831	24/04/2024	Classic Tree Services	Tree services - various	28,955.65
12011305	4/04/2024	MMM WA Pty Ltd	Works at Milyu reserve	25,689.08
12244378	18/04/2024	Chris Smoje	Staff training - Customer service	24,750.00
11255831	24/04/2024	Chris Smoje	Staff training - Customer service	24,750.00
11255831	24/04/2024	BCITF	BCITF Levies March 24	23,157.43
12011305	4/04/2024	Sifting Sands	Playground sand cleaning	21,387.91
10525144	11/04/2024	Baileys Fertilisers	Turf maintenance supplies	20,120.10
12011305	4/04/2024	South Perth Senior Citizens Centre	2023-2024 Operational subsidy	19,800.00
12011305	4/04/2024	Phase 1 Audio	Event fee	19,616.30
10525144	11/04/2024	Living Turf	Turf maintenance supplies	18,865.00
12011305	4/04/2024	Bunyip Contracting Pty Ltd	Tree planting & Landscaping	18,434.58
10525144	11/04/2024	Invision Investigations & Consulting	Investigative services	18,250.00
12011305	4/04/2024	OBAN Group Pty Ltd	Building works - various	18,140.98
12244378	18/04/2024	All-Ways Kerb	Kerbing at Bill Grayden	18,109.87
10525144	11/04/2024	Brightmark Group Pty Ltd	Cleaning service - various sites	18,046.82
11255831	24/04/2024	Janissen Electrics	Electrical works - various	17,547.44
13500996	18/04/2024	Perth Zoo	Card & coin machine takings Mar24	16,601.97
11255831	24/04/2024	Mandalay Technologies Pty Ltd	Subscription Renewal	16,564.71
11255831	24/04/2024	Total Eden	Retic repairs	16,222.40
10525144	11/04/2024	StrataGreen	Tree maintenance supplies	16,045.70
10525144	11/04/2024	Surun Services Pty Ltd	Electrical services	15,109.17
12244378	18/04/2024	GSquare Pty Ltd	Consulting & Advisory servuce	14,960.00
12011305	4/04/2024	Left Back Solutions Pty Ltd	Data migration & consulting	14,520.00
10525144	11/04/2024	Qualcon Lab	Pavement investigation	14,329.70
10525144	11/04/2024	Great Southern Fuel Supplies	Fuel	13,223.43
12011305	4/04/2024	Repeat Plastics (WA)	Replace Bollards	13,210.94
12244378	18/04/2024	Australian Parking & Revenue Control	Ticket machine maintenance charges	13,080.42
12244378	18/04/2024	Chamber of Commerce & industry	Membership renewal	12,963.00
12244378	18/04/2024	Image Extra	Safety Bollards	12,732.50
11255831	24/04/2024	Water Corporation	Water charges	12,057.20
10525144	11/04/2024	Hydroquip Pumps and Irrigation Pty Ltd	Retic repairs - various	11,887.70
10525144	11/04/2024	Enghouse Australia Pty Ltd	Contact centre support	11,720.74
12011305	4/04/2024	Greenlite Electrical Contractor Pty Ltd	SPE Cyclist crossing light works	11,702.11
11255831	24/04/2024	Robinson Group	Park furniture-GBLC	10,956.00
10525144	11/04/2024	Hays Specialist Recruitment(Aust) P/L	Recruitment/contract staff costs	10,938.14
11255831	24/04/2024	MMM WA Pty Ltd	Tree watering/mulching	10,637.00
11255831	24/04/2024	Blackwoods	Workshop supplies	10,582.10
12011305	4/04/2024	Lobel Group Pty Ltd	Event setup	10,211.12
10525144	11/04/2024	Adecco Australia Pty Ltd	Contract Staff	9,962.43
12011305	4/04/2024	Programmed Property Services	Maintenance of sports fields	9,625.00
10525144	11/04/2024	Urbaqua	CoSP water Action plan	9,620.60
12011305	4/04/2024	Adecco Australia Pty Ltd	Contract Staff	9,225.00
12244378	18/04/2024	ArborCarbon Pty Ltd	Processing Tree Canopy data	9,062.63
12011305	4/04/2024	Constructive Project Solutions Pty Ltd	PM Services	8,681.31
12244378	18/04/2024	Daniel Lim	Re-design Chart of Accounts	8,547.00
11255831	24/04/2024	ABM Landscaping	Landscape maintenance	8,535.45
10525144	11/04/2024	LO-GO Appointments WA	Contract Staff	8,081.05
11255831	24/04/2024	Living Turf	Turf maintenance supplies	8,052.00
12011305	4/04/2024	JBA Surveys	Survey services - various	8,019.00
11255831	24/04/2024	AE Hoskins Building Services	Electrical works	7,917.09
10525144	11/04/2024	State Wide Turf Services	Turf maintenance-Grayden Reserve	7,842.45
10525144	11/04/2024	Eclipse Soils Pty Ltd	Turf supplies	7,837.50
12244378	18/04/2024	Rotorwest Pty Ltd T/A Heliwest	Mosquito Treatment	7,686.25
11255831	24/04/2024	Surveytech	Traffic Surveys	7,568.00
12244378	18/04/2024	All Fence U Rent	Fence rental for Event	7,294.93
11255831	24/04/2024	Alinta	Gas usage	7,294.00
11255831	24/04/2024	Committee For Perth	Membership fees	7,260.00
12011305	4/04/2024	Hays Specialist Recruitment(Aust) P/L	Contract Staff	7,186.23
10525144	11/04/2024	WA Limestone Co	Limestone supply for pathway	6,992.70

Reference	Date	Payee	Description	Amount (\$)
12011305	4/04/2024	Civil Sciences and Engineering	MRRG 2025/26 Submission	6,952.00
12244378	18/04/2024	Department of Local Government, Sport and Culture Indu	Upgrade floodlighting-Bill Grayden	6,908.00
12244378	18/04/2024	Freo Fire Maintenance Services Pty Ltd	Maintenance charge	6,816.67
10525144	11/04/2024	Raeco	Service counter - Old Mill	6,649.50
10525144	11/04/2024	Optus Billing Services Pty Ltd	Phone charges	6,604.30
10525144	11/04/2024	EEO Specialists Pty Ltd	Manager workshop	6,600.00
10525144	11/04/2024	Allerding & Associates	Planning professional fees.	6,599.32
12011305	4/04/2024	IPWEA - **National**	Staff Training	6,380.00
10525144	11/04/2024	Perth Security Services	Security services - various	6,306.96
12244378	18/04/2024	JBA Surveys	Survey services - various	6,209.50
12011305	4/04/2024	Aust Institute of Company Directors	Directors course	6,180.00
11255831	24/04/2024	Playmaster Pty Ltd	Park furniture repairs	6,178.70
10525144	11/04/2024	AFGRI Equipment Australia Pty Ltd	Parts including shipping.	6,155.13
12244378	18/04/2024	Woodlands Distributors Agencies	Pet friendly drink station	6,003.80
10525144	11/04/2024	Playmaster Pty Ltd	Remove/install nets-James Miller	5,904.80
12244378	18/04/2024	Landgate	SLIP Subscription	5,869.72
11255831	24/04/2024	RAC BusinessWise	Annual subscription	5,854.26
10525144	11/04/2024	Minter Ellison Services	CoSP Industrial agreement	5,821.75
10525144	11/04/2024	Australia Post Civic Centre	Postal charges	5,689.75
12244378	18/04/2024	Water Corporation	Water charges	5,678.90
11255831	24/04/2024	Fennell Tyres International Pty Ltd	Tyres	5,403.79
13500996	18/04/2024	South Perth Bowling Club	Card & coin machine takings Mar24	5,347.60
10525144	11/04/2024	Hinds Sand Supplies	Turf maintenance supplies	5,313.92
12244378	18/04/2024	Indigo Bay Catering & Events	Catering	5,297.75
10525144	11/04/2024	AGS Metalwork	Nursery tables	5,280.00
12244378	18/04/2024	Parker Black & Forrest Pty Ltd	Locksmith service - Morris Mundy pavillion	5,250.80
10525144	11/04/2024	Greenway Turf Solutions Pty Ltd	Turf maintenance	5,208.50
10525144	11/04/2024	Uniting Global Pty Ltd	Cleaning Services	5,173.92
12244378	18/04/2024	Axiis Contracting Pty Ltd	Concrete works-Forrest St	5,126.87
11255831	24/04/2024	Richgro Garden Products	Nursery supplies	5,083.65
12244378	18/04/2024	Ngala - Boodja Aboriginal Landcare Ltd	Landscape works - various	5,071.00
11255831	24/04/2024	Manning Men's Shed Inc	Community Funding Grant	5,000.00
11255831	24/04/2024	Indigo Bay Catering & Events	Catering	4,980.15
11255831	24/04/2024	Fusion Australia Ltd	Mobile Youth Hub	4,950.00
12244378	18/04/2024	State Wide Turf Services	Turf Maintenance-Reserves	4,917.00
11255831	24/04/2024	TPG Network Pty Ltd	IT Services	4,915.90
11255831	24/04/2024	Australian Institute of Management	Staff course	4,880.18
12244378	18/04/2024	McLeods Barristers & Solicitors	Legal services	4,796.00
10525144	11/04/2024	GAF Traffic	Traffic mgmt services	4,743.75
12011305	4/04/2024	Indigo Bay Catering & Events	Catering	4,681.10
12244378	18/04/2024	Redhawk Investments Pty Ltd	Engineering works - various	4,656.85
11255831	24/04/2024	Dataline Visual Link Pty Ltd	Repairs & Service to cameras	4,604.95
10525144	11/04/2024	Resource Recovery Group	Green Waste Recycling	4,551.80
12011305	4/04/2024	Ecojobs	Contract Staff	4,511.10
11255831	24/04/2024	ACE+	Plunbing services - various	4,503.63
12244378	18/04/2024	Statewide Line Marking	Line marking-various	4,468.86
11255831	24/04/2024	Statewide Line Marking	Line marking various locations	4,412.65
12244378	18/04/2024	PJA	Road Safety inspection	4,400.00
10525144	11/04/2024	Redhawk Investments Pty Ltd	Engineering works - various	4,396.09
10525144	11/04/2024	ACE+	Plunbing services - various	4,098.40
11255831	24/04/2024	Mondoluce	Floodlight works	4,059.33
12244378	18/04/2024	LO-GO Appointments WA	Contract Staff	4,030.71
12244378	18/04/2024	Richgro Garden Products	Nursery supplies	4,005.65
12011305	4/04/2024	The Pressure King	Pressure cleaning	3,943.50
12011305	4/04/2024	Maxima Tempskill	Contract Staff	3,919.38
12244378	18/04/2024	WC Convenience Management Pty Ltd	Maintenance of Exeloo toilets	3,857.48
12011305	4/04/2024	Trayd Australia	Asbestos removal - Como Bowls club	3,854.40
10525144	11/04/2024	Chris Smoje	Presentation at staff meeting	3,850.00
11255831	24/04/2024	Kyocera	Photocopier charges	3,712.19
12011305	4/04/2024	Cleanaway	Rubbish/cleaning service	3,688.74
12244378	18/04/2024	Bunyip Contracting Pty Ltd	Landscape maintenance	3,674.00

Reference	Date	Payee	Description	Amount (\$)
11255831	24/04/2024	HI Lighting (1984) Pty Ltd	Lighting supplies	3,652.00
10525144	11/04/2024	Instant Products Hire	Toilet hire for event	3,587.58
10525144	11/04/2024	Carringtons Traffic Services	Traffic mgmt Downey Dr	3,582.79
12244378	18/04/2024	Adecco Australia Pty Ltd	Contract Staff	3,549.74
12244378	18/04/2024	West-Sure Group Pty Ltd	Cash collection service	3,505.23
12244378	18/04/2024	Alloy & Stainless Products Pty Ltd	Workshop blade supplies	3,447.51
11255831	24/04/2024	The Pressure King	Pressure Cleaning	3,402.30
11255831	24/04/2024	Action Glass Pty Ltd	Supply/install hinged door	3,400.00
10525144	11/04/2024	Feral Invasive Species Eradication Management	Animal control services	3,294.50
12011305	4/04/2024	ACE+	Plumbing services - various	3,211.99
10525144	11/04/2024	Ngala - Boodja Aboriginal Landcare Ltd	Landscape works - various	3,108.60
11255831	24/04/2024	Michael Page International Pty Ltd	Contract staff	3,088.80
11255831	24/04/2024	Outdoor Active South Perth	Program for seniors	3,080.00
12244378	18/04/2024	Hays Specialist Recruitment(Aust) P/L	Contract Staff	3,006.32
12244378	18/04/2024	Manning Men's Shed Inc	Art trail concept-Design fee	3,000.00
10525144	11/04/2024	C & T Reticulation	Retic repairs	2,975.50
11255831	24/04/2024	Corsign WA Pty Ltd	Verge signs	2,899.60
12244378	18/04/2024	Technology One Ltd	AMS Program	2,887.50
12011305	4/04/2024	Classic Tree Services	Tree services - various	2,884.75
10525144	11/04/2024	Doors Doors Doors	Maintenance service	2,814.02
12244378	18/04/2024	Maxima Tempskill	Contract Staff	2,786.31
10525144	11/04/2024	People Sense Pty Ltd	Staff Counselling	2,705.32
12011305	4/04/2024	Tudor House	Supply of flags	2,690.00
11255831	24/04/2024	Wattleup Tractors	Plant equipment	2,631.12
12011305	4/04/2024	Department of Local Government, Sport and Culture Ind	Standards Panel Fees 2022/23	2,591.60
12011305	4/04/2024	Surun Services Pty Ltd	Electrical services	2,579.25
10525144	11/04/2024	Michael Page International Pty Ltd	Contract Staff	2,572.41
10525144	11/04/2024	Town Of Victoria Park	Neon Festival contribution	2,565.00
10525144	11/04/2024	Forpark Australia	Park furniture	2,542.10
11255831	24/04/2024	Djoona Pty Ltd	Event performance fee	2,530.00
10525144	11/04/2024	Natsync Environmental Natsync Environmental	ATF Prod Supply/install bat boxes	2,466.00
11255831	24/04/2024	Work Clobber	Workwear	2,445.64
10525144	11/04/2024	Jackson McDonald Lawyers	Legal services	2,427.70
12011305	4/04/2024	Green Workz Pty Ltd	Turf supplies	2,376.00
12011305	4/04/2024	Urbaqua	Water management services	2,376.00
12011305	4/04/2024	Acurix Networks	IT Services	2,341.90
10525144	11/04/2024	Fast Track Approvals Pty Ltd	Building Survey services	2,299.00
11255831	24/04/2024	Fast Track Approvals Pty Ltd	Building surveying service	2,299.00
11255831	24/04/2024	JBA Surveys	Survey works Ruth St	2,288.00
12244378	18/04/2024	Connect Call Centre Services	After hour calls	2,255.12
11255831	24/04/2024	Adecco Australia Pty Ltd	Contract staff	2,248.17
10525144	11/04/2024	Blue Force Pty Ltd	Alarm Monitoring CPV	2,246.16
12011305	4/04/2024	JDA Consultant Hydrologists	Advice performance of subsoil	2,227.50
10525144	11/04/2024	Moray & Agnew Perth	Legal services	2,133.14
11255831	24/04/2024	Syrinx Environmental Pty Ltd	Maintenance & weed Control	2,112.00
10525144	11/04/2024	Kyocera	Photocopier charges	2,095.23
10525144	11/04/2024	The Pressure King	Pressure cleaning	2,084.50
12244378	18/04/2024	Main Roads - WA	Works at Tate St/Anthony St	2,034.56
10525144	11/04/2024	Department Of Transport-Vehicle Search fees	Vehicle search fees July23	2,002.00
12011305	4/04/2024	Ngala - Boodja Aboriginal Landcare Ltd	Landscape works - various	2,000.00
10525144	11/04/2024	Rotary Club Of Millpoint	Parking service-Australia Day	2,000.00
12244378	18/04/2024	Samuel Pilot	Event fee	2,000.00
12011305	4/04/2024	T-Quip	Equipment	1,981.80
10525144	11/04/2024	Brandconnect	Water bottles-Neon Festival	1,975.60
12011305	4/04/2024	Cleanflow Environmental Solutions	Drainage cleaning	1,958.00
12244378	18/04/2024	Carringtons Traffic Services	Traffic mgmt - various	1,950.63
11255831	24/04/2024	Coates Hire	Concrete barrier rentals	1,924.73
12244378	18/04/2024	Corsign WA Pty Ltd	Signage	1,914.00
08085664	9/04/2024	Easi Salary	Novated Lease	1,896.59
08242258	22/04/2024	Easi Salary	Novated Lease	1,896.59
12011305	4/04/2024	Occuhealth Pty Ltd	Asbestos air monitoring	1,870.00

Reference	Date	Payee	Description	Amount (\$)
10525144	11/04/2024	Freo Fire Maintenance Services Pty Ltd	Service & Maintenance	1,864.40
11255831	24/04/2024	RTV Computers Pty Ltd	IT Supplies	1,853.50
11255831	24/04/2024	Air & Power	Service charge	1,850.65
12011305	4/04/2024	Auslan (WA) Pty Ltd	Interpreting service	1,783.83
12244378	18/04/2024	ACE+	Plumbing services - various	1,772.93
12244378	18/04/2024	Budget Rent A Car - LOC 20008	Car rental	1,749.75
10525144	11/04/2024	Flick Aticimex Pty Ltd	Sanitation services	1,743.19
10525144	11/04/2024	Think Green Landscapes	Service visit-CPGC	1,729.00
12244378	18/04/2024	Surun Services Pty Ltd	Electrical service	1,723.38
11255831	24/04/2024	Exbo Signage & Print	Parking notices/abandoned trolley tags	1,663.42
10525144	11/04/2024	Prestige Alarms	Service calls - various	1,636.25
12244378	18/04/2024	City of Belmont	Animal Welfare BE379D	1,595.00
11255831	24/04/2024	Redhawk Investments Pty Ltd	Engineering works - various	1,589.50
12244378	18/04/2024	StrataGreen	Various supplies	1,585.76
11255831	24/04/2024	Clean Stream Technologies Pty Ltd	Turf maintenance supplies	1,540.00
12244378	18/04/2024	TLS Productions Pty Ltd	AV equipment hire	1,493.53
11255831	24/04/2024	Allpest WA	Pest control maintenance	1,485.00
12244378	18/04/2024	Kelyn Training Services	Staff training	1,475.00
10525144	11/04/2024	Corporate Hands Pty Ltd	Staff wellness program	1,401.40
11255831	24/04/2024	Kevrek Australia Pty Ltd	Service of crane	1,396.67
10525144	11/04/2024	VCN - Vending Coffee Machines	Coffee machine supplies	1,380.00
11255831	24/04/2024	Radius Flooring	Flooring works-CPV	1,375.00
10525144	11/04/2024	Bunnings Building Supplies P/L	Supplies	1,361.01
10525144	11/04/2024	Syrinx Environmental Pty Ltd	Mt Henry Bush maintenance	1,331.00
11255831	24/04/2024	AFGRI Equipment Australia Pty Ltd	Service charge	1,329.02
12011305	4/04/2024	Fresh Promotions Pty Ltd	Pet waste bag dispenser	1,287.00
12011305	4/04/2024	Eastern Metropolitan Regional Council	Mattress recycling	1,280.00
12244378	18/04/2024	WA Local Government Association	Staff workshop	1,276.00
12244378	18/04/2024	Envirocare Systems	Waterless Urinal Service	1,253.73
11255831	24/04/2024	Bunnings Building Supplies P/L	Supplies	1,252.44
11255831	24/04/2024	Apple Pty Ltd	IT Supplies	1,249.00
11255831	24/04/2024	Eastern Metropolitan Regional Council	Mattress recycling	1,240.00
10525144	11/04/2024	Grandstand Agency	Event performance fee	1,210.00
11255831	24/04/2024	Perth Bouncy Castle Hire	Event fee	1,204.50
12011305	4/04/2024	Carringtons Traffic Services	Traffic mgmt-Amery St	1,201.66
12011305	4/04/2024	People on Bicycles	Bike valet for event	1,199.00
12244378	18/04/2024	Scott Henman	Box Gallery Artwork	1,050.00
12011305	4/04/2024	South Beach Eco Trust	Workshop	1,045.00
12244378	18/04/2024	GAF Traffic	TMP Productions-Bill Grayden Oval	1,039.50
12244378	18/04/2024	OBAN Group Pty Ltd	Building works - various	1,034.32
12011305	4/04/2024	Classic Hire	LED lighting Pod	1,023.00
12011305	4/04/2024	Statewide Line Marking	Line Marking-Ryrie Ave	1,021.68
10525144	11/04/2024	Como Panel And Paint	Car repairs	1,000.00
11255831	24/04/2024	Telstra Ltd - 3614257768	Phone charges	997.96
10525144	11/04/2024	AE Hoskins Building Services	Electrical service	990.10
10525144	11/04/2024	Area Safe Products Pty Ltd	Bike Racks Manning Hub	986.26
12011305	4/04/2024	Perth Security Services	Security services - various	985.84
12011305	4/04/2024	McLeods Barristers & Solicitors	Legal services	985.16
12244378	18/04/2024	Imagesource Digital Solutions	Booklets/Artwork	984.50
12011305	4/04/2024	Tompkin Hiab Pty Ltd	Transport service	968.00
12011305	4/04/2024	Jalani Media	Event photography	950.00
11255831	24/04/2024	Solo Resource Recovery	Turf maintenance	946.00
12011305	4/04/2024	Bunnings Building Supplies P/L	Supplies	931.85
10525144	11/04/2024	Water2Water Pty Ltd	Hydrotap plumbing	927.95
12011305	4/04/2024	Freo Fire Maintenance Services Pty Ltd	Service & Maintenance	884.14
11255831	24/04/2024	Kalyakoorl	Event fee-library	880.00
10525144	11/04/2024	Petro Industrial	Subscription renewal	869.00
10525144	11/04/2024	Go Doors	Roller Door Repairs	833.80
12244378	18/04/2024	Town Of Victoria Park	Animal Welfare VP601D/602D	830.00
12011305	4/04/2024	Setonix Digital Pty Ltd	ECM Consulting Assistance	804.57
10525144	11/04/2024	Lounge Backline Pty Ltd	Drumkit hire for event	781.00

Reference	Date	Payee	Description	Amount (\$)
10525144	11/04/2024	Michelle Culnane	Holiday art classes	780.00
11255831	24/04/2024	OBAN Group Pty Ltd	Building works - various	756.25
12011305	4/04/2024	Western Aust Treasury Corp	WATC Loan repayments	750.76
12244378	18/04/2024	Kulbardi	Office supplies	750.64
12244378	18/04/2024	Great Southern Fuel Supplies	Fuel	746.94
10525144	11/04/2024	Tanks for Hire	Hire of Hydration Trailer	726.00
12011305	4/04/2024	Office National Canning Vale	Office supplies	723.33
10525144	11/04/2024	Parties Kids Remember	Event fee	700.00
10525144	11/04/2024	Holly O'Meehan	Art installment-Manning Box	700.00
11255831	24/04/2024	Totally Workwear - Belmont	Workwear	686.65
12011305	4/04/2024	Dataline Visual Link Pty Ltd	Camera repairs	682.00
10525144	11/04/2024	Imagesource Digital Solutions	Verge banners	677.60
10525144	11/04/2024	Western Resource Recovery Pty Ltd	Clean Grease Trap	662.20
12011305	4/04/2024	Grandstand Agency	Event performance fee	660.00
10525144	11/04/2024	Plant Assessor	Membership fees	660.00
10525144	11/04/2024	Totally Workwear - Belmont	Workwear	653.48
12011305	4/04/2024	Budget Rent A Car - LOC 20008	Car hire	651.10
11255831	24/04/2024	Hosemasters	Hose repairs	649.99
12244378	18/04/2024	AE Hoskins Building Services	Electrical service	647.06
10525144	11/04/2024	Wavesound Pty Ltd	Library supplies	644.99
12011305	4/04/2024	Arbor Centre	Quarterly site inspection	638.00
10525144	11/04/2024	WA Local Government Association	Staff workshop	638.00
12011305	4/04/2024	SecurePay Pty Ltd	Web payments	631.90
10525144	11/04/2024	Mr M McGuire	Welcome to Country	620.00
11255831	24/04/2024	PaperScout	Anzac day program x 300	616.00
12244378	18/04/2024	City Of Canning	Animal Welfare C168C	610.00
11255831	24/04/2024	E & MJ Rosher Pty Ltd	Workshop supplies	609.10
10525144	11/04/2024	Econo Sweep	Power sweeping	605.00
12244378	18/04/2024	Mackay Urban Design	DRP meeting	605.00
10525144	11/04/2024	Fully Promoted Perth CBD T/A EmbroidMe Perth CBD	Workwear	603.79
12244378	18/04/2024	Allmark & Associates Pty Ltd	Install Plaque	599.50
10525144	11/04/2024	Auslan (WA) Pty Ltd	Interpreting service	597.26
12011305	4/04/2024	Omnicom Media Group Australia Pty Ltd	LG Notices	581.28
12011305	4/04/2024	Mymedia	Media downloads	580.80
12011305	4/04/2024	C & T Reticulation	Retic repairs	572.00
10525144	11/04/2024	Battery World Welshpool	Batteries	558.62
08085664	9/04/2024	Deputy Child Support Registrar	Child Support Agency	552.10
08242258	22/04/2024	Deputy Child Support Registrar	Child Support Agency	552.10
10525144	11/04/2024	Catch Create	Event Photography	550.00
10525144	11/04/2024	Betta Pest Management	Pest control service	550.00
12244378	18/04/2024	Blackwoods	Supplies	541.11
10525144	11/04/2024	Laundry Express	Laundry service	537.04
10525144	11/04/2024	ABM Landscaping	Landscape maintenance	528.00
12244378	18/04/2024	T-Quip	Equipment	505.84
12011305	4/04/2024	Sonic HealthPlus Pty Ltd	Staff medicals	501.60
11255831	24/04/2024	Sonic HealthPlus Pty Ltd	Staff medicals	501.60
11255831	24/04/2024	CS Legal	Legal services	500.50
12244378	18/04/2024	Anniebello Paper	Craft workshop	500.00
12011305	4/04/2024	Landgate	Online shop	495.90
11255831	24/04/2024	Prestige Alarms	Service calls - various	489.50
12244378	18/04/2024	Prestige Alarms	Service calls - various	486.75
12244378	18/04/2024	Hames Sharley	DRP meetings	484.00
12011305	4/04/2024	J Gourdis Landscapes	Landscaping	480.00
11255831	24/04/2024	Gardner Autos	Seat covers	477.49
10525144	11/04/2024	Lock Stock & Farrell Locksmith	Locksmith Service	471.50
12244378	18/04/2024	Bunnings Building Supplies P/L	Supplies	470.74
11255831	24/04/2024	Preston Street IGA	Catering	469.54
10525144	11/04/2024	Blackwoods	Supplies	457.58
12244378	18/04/2024	Iron Mountain Aust Group Pty Ltd	Archive services	441.21
12011305	4/04/2024	Light Application Pty Ltd	Lighting Shows-Old Mill	440.00
10525144	11/04/2024	Norman Jorgensen Bookseller	Library event-school holidays	440.00

Reference	Date	Payee	Description	Amount (\$)
11255831	24/04/2024	Total Green Recycling	E-Waste recycling	430.10
10525144	11/04/2024	T-Quip	Equipment	429.20
12244378	18/04/2024	Reino International	Credit card transaction fees	408.28
11255831	24/04/2024	WINC Australia Pty Ltd	Office supplies	403.03
12011305	4/04/2024	Workpower Inc	Fridge degassing	398.48
10525144	11/04/2024	Budget Rent A Car - LOC 20008	Car rental	397.32
12011305	4/04/2024	PLE Computers Pty Ltd	HD Webcams x 6	384.00
10525144	11/04/2024	Complete Office Supplies Pty Ltd	Office supplies	365.37
10525144	11/04/2024	Waterlogic Australia Pty Ltd	Water rental charges	360.20
12011305	4/04/2024	Envirocare Systems	Service charge	357.52
11255831	24/04/2024	Perth Aquatic Seed & Ecological Services Pty Ltd	Aquatic services	352.00
12011305	4/04/2024	CTi5 Pty Ltd	Cash collection fee	346.50
12011305	4/04/2024	Hospitality Worldwide Pty Ltd	Hospitality supplies	343.59
10525144	11/04/2024	Two Way Hire Services Pty Ltd	Communication Equipment	343.20
12011305	4/04/2024	Preston Street IGA	Catering	340.46
10525144	11/04/2024	Fruit N Vegies R Us	Fruit baskets	340.00
11255831	24/04/2024	Fruit N Vegies R Us	Fruit baskets	340.00
08085664	9/04/2024	Health Insurance Fund of WA	Health Insurance Fund of WA	324.90
08242258	22/04/2024	Health Insurance Fund of WA	Health Insurance Fund of WA	324.90
11255831	24/04/2024	Toolmart Australia Pty Ltd	Tools	320.00
11255831	24/04/2024	Garden City Plastics	Nursery supplies	314.77
08085664	9/04/2024	Local Govt Racecourses & Cemeteries Emp Union	Union LGRCEU	308.00
08242258	22/04/2024	Local Govt Racecourses & Cemeteries Emp Union	Union LGRCEU	308.00
10525144	11/04/2024	WINC Australia Pty Ltd	Office supplies	295.58
10525144	11/04/2024	Fiona Mullen	Reimbursement	293.05
12244378	18/04/2024	City of Vincent	Animal Welfare V195D	285.00
12011305	4/04/2024	Vetwest Animal Hospitals Pty Ltd	Animal Welfare	283.09
11255831	24/04/2024	Elliotts Filtration Pty Ltd	Iron filter service-Cygnia Cove	282.70
10525144	11/04/2024	Vetwest Animal Hospitals Pty Ltd	Animal welfare	279.63
12011305	4/04/2024	Total Green Recycling	E-waste recycling	278.63
11255831	24/04/2024	Imperial Glass	Repairs-Como Tram house	275.00
12244378	18/04/2024	DRWA Building Doors	Roller door service	272.25
10525144	11/04/2024	Corsign WA Pty Ltd	Signs	264.00
10525144	11/04/2024	Harvey Fresh	Milk Supplies	253.55
11255831	24/04/2024	Harvey Fresh	Milk Supplies	253.55
12244378	18/04/2024	Sonic HealthPlus Pty Ltd	Staff medicals	250.80
12244378	18/04/2024	City Of Melville	Animal Welfare MO016C	250.00
12244378	18/04/2024	Complete Office Supplies Pty Ltd	Office supplies	243.34
12244378	18/04/2024	Water2Water Pty Ltd	Service charge	238.58
11255831	24/04/2024	Bidfood Perth	Council Chamber supplies	236.18
12011305	4/04/2024	Wavesound Pty Ltd	Library supplies	234.69
12244378	18/04/2024	Bidfood Perth	Council chamber supplies	229.83
10525144	11/04/2024	Goodchild Enterprises	Car parts	228.80
10525144	11/04/2024	Bidfood Perth	Council chamber supplies	220.47
11255831	24/04/2024	Omnicom Media Group Australia Pty Ltd	Public notices	218.89
12244378	18/04/2024	Total Tools Canning Vale	Tools	215.00
10525144	11/04/2024	Iron Mountain Aust Group Pty Ltd	Archive service	214.24
12011305	4/04/2024	Playmaster Pty Ltd	Works at Morris Mundy	202.40
10525144	11/04/2024	Joshua John Serafini	Food relief program 2024	200.00
12244378	18/04/2024	Michelle Culnane	Holiday Art classes	200.00
12244378	18/04/2024	Joshua John Serafini	Food relief 2024	200.00
11255831	24/04/2024	Joshua John Serafini	Food relief program 2024	200.00
12011305	4/04/2024	The Poster Girls	Library survey	194.90
10525144	11/04/2024	Harrison Electrics Pty Ltd	remove/relocate bee colony	187.00
12244378	18/04/2024	Daisy Hill Flowers	Flowers for Anzac Day	185.00
11255831	24/04/2024	City Of Canning	Animal Welfare C174C	185.00
12244378	18/04/2024	Western Resource Recovery Pty Ltd	Grease Trap waste	181.50
12244378	18/04/2024	Vetwest Animal Hospitals Pty Ltd	Animal Welfare	178.37
10525144	11/04/2024	Burson Automotive Pty Ltd	Auto parts	166.10
10525144	11/04/2024	Northstar Asset Pty Ltd	Screening approval	165.00
11255831	24/04/2024	Daisy Hill Flowers	Wreath for Anzac day	165.00

Reference	Date	Payee	Description	Amount (\$)
08085664	9/04/2024	Australian Services Union	Union ASU	159.00
08242258	22/04/2024	Australian Services Union	Union ASU	159.00
11255831	24/04/2024	Allmark & Associates Pty Ltd	Name badges	147.40
11255831	24/04/2024	Refresh Pure Water	Water bottled rentals-CPV	146.00
10525144	11/04/2024	Bolinda Publishing Pty Ltd	Library services	144.93
12244378	18/04/2024	JB Hi-Fi	IT supplies	139.05
11255831	24/04/2024	Statewide Bearings	Workshop bearing supplies	133.06
10525144	11/04/2024	Searle Fasteners Pty Ltd	Workshop sundries	128.17
12011305	4/04/2024	MDM Entertainment	Library Supplies	117.77
10525144	11/04/2024	Repco Auto Parts	Auto parts	107.25
11255831	24/04/2024	Complete Office Supplies Pty Ltd	Office supplies	84.06
11255831	24/04/2024	Repco Auto Parts	Auto parts	79.70
10525144	11/04/2024	Middendorp Electric Co P/L	Electrical supplies	79.61
12244378	18/04/2024	Aussie Natural Spring Water	Hire of Bottled water	75.25
12244378	18/04/2024	Bin Bath Australia Pty Ltd	Bin cleaning	72.60
12011305	4/04/2024	ALS Library Services Pty Ltd	Library supplies	71.38
12011305	4/04/2024	Harvey Fresh	Milk Supplies	71.11
12011305	4/04/2024	Complete Office Supplies Pty Ltd	Office supplies	70.64
11255831	24/04/2024	T-Quip	Equipment	67.15
12244378	18/04/2024	WINC Australia Pty Ltd	Office supplies	65.44
10525144	11/04/2024	MDM Entertainment	Library supplies	47.30
12011305	4/04/2024	BOC Gases	Dry ice pellets	47.03
10525144	11/04/2024	Seek Limited	Advert for recruitment	46.38
11255831	24/04/2024	Burson Automotive Pty Ltd	Auto parts	44.55
12011305	4/04/2024	Aussie Natural Spring Water	Bottled water hire	43.00
11255831	24/04/2024	MDM Entertainment	Library supplies	37.84
12244378	18/04/2024	Harvey Fresh	Milk Supplies	36.10
11255831	24/04/2024	SEM Distribution	Newspaper supply	33.82
12244378	18/04/2024	Telstra Ltd - 0682525000 Landlines	Phone charges	32.15
10525144	11/04/2024	BOC Gases	Dry Ice pellets	14.85
12244378	18/04/2024	BOC Gases	Dry Ice Pellets	14.85
12244378	18/04/2024	Alinta	Gas usage	13.25
10525144	11/04/2024	Zircodata Pty Ltd	Storage service	9.35
10525144	11/04/2024	Ulvicroft Large Print Books	Library supplies	7.48

Sub Total 4,583,991.38

Cheque Payments

Reference	Date	Payee	Description	Amount (\$)
13405995	24/04/2024	City of South Perth - Petty Cash	Petty cash reimbursement-Op Centre	327.50
08124712	12/04/2024	City of South Perth - CPV	Petty Cash-CPV	233.75
14343038	18/04/2024	City of South Perth - Petty Cash	Petty Cash-Civic Centre	135.70

Sub Total 696.95

Non Creditor EFT Payments

Reference	Date	Payee	Description	Amount (\$)
11255831	24/04/2024	Jubilee Home Builders	Refund sundry deposit-114 Mary St	19,150.00
10525144	11/04/2024	Mr Perfect	Community Funding Grant	5,500.00
10525144	11/04/2024	Hensman Park Tennis Club Inc	Community Funding Grant	5,390.00
12244378	18/04/2024	Meast Pty Ltd & MA Thompson T/A StrEats	Refund PRB	5,000.00
10525144	11/04/2024	Club Precedence Pty Ltd	RRAB-1A Brandon St	4,400.00
11255831	24/04/2024	Mr J J Pointing	Refund Hall/swipe card bond	3,130.00
12244378	18/04/2024	Redmetro Pty Ltd T/A Pep Transport	Refund PRB	3,000.00
12244378	18/04/2024	University of Western Australia	Refund PRB	2,500.00
11255831	24/04/2024	Averna Homes	RRAB-93 Hope ave	2,200.00
12244378	18/04/2024	Bradshaw 9 Pty Ltd	Refund of overpayment	2,157.13
12244378	18/04/2024	GPG No 18 Pty Ltd	Refund overpayment	2,110.63
12011305	4/04/2024	Kenny Cheah Way Eng	Refund hall/swipe card	2,055.00
10525144	11/04/2024	Aaron Mohann	Refund hall/swipe card bond	1,797.00
10525144	11/04/2024	Mr Thomas Scalise	Credit [REDACTED]	1,635.97

Reference	Date	Payee	Description	Amount (\$)
12244378	18/04/2024	S Malonda & C Setiadji	Refund Overpayment	1,369.35
10525144	11/04/2024	Corinne Natalie McPherson	Refund PRB	1,250.00
10525144	11/04/2024	Mrs Marianna R Darke	Resident departed [REDACTED]	1,180.00
11255831	24/04/2024	Maharashtra Mandal of Perth	Community Funding Grant	1,145.00
10525144	11/04/2024	Cultural Learning Centre Mosaica Inc	Refund hall/swipe card bond	1,130.75
12011305	4/04/2024	Little Church Men's Meeting	Refund hall/swipe card bond	1,055.00
12244378	18/04/2024	Rajasthani Kutumb - Australia (Inc)	Refund hall/swipe card bond	1,055.00
12244378	18/04/2024	Iranian Association Inc	Refund Hall/swipe card bond	917.00
10525144	11/04/2024	Mark Pomery	Crossing Subsidy [REDACTED]	895.51
11255831	24/04/2024	Kirsty Lane	RRAB [REDACTED]	750.00
12244378	18/04/2024	Gerlad & Shirleen Kock	Refund overpayment	699.63
10525144	11/04/2024	Australian Scrabble Players Assoc WA	Refund hall/swipe card bond	605.00
12244378	18/04/2024	The Illustrating Man Design Pty Ltd	Refund hall/swipe card bond	605.00
12011305	4/04/2024	Austin Developments	RRAB-9 Broad St	500.00
12011305	4/04/2024	Austin Developments	RRAB-34 Milson St	500.00
12244378	18/04/2024	Mark & Crissy Demanuele	Refund of overpayment	486.11
12011305	4/04/2024	Brooke Dunnell	Event at Library	473.00
12244378	18/04/2024	Ximei Zhou	Refund overpayment	453.73
12244378	18/04/2024	Romi & Parry Stallone	Refund Overpayment [REDACTED]	416.00
12011305	4/04/2024	Julia Lawrinson	Event at Library	315.00
10525144	11/04/2024	Michiel Van Doorn	Home Safety & Security equipment	300.00
10525144	11/04/2024	Mrs Phyllis Nichele	Home Safety & Security equipment	300.00
10525144	11/04/2024	Joshua Amato	Home Safety & Security equipment	250.00
10525144	11/04/2024	The Proprietors of Dreamy Dome Events	Refund PRB	250.00
10525144	11/04/2024	Cassandra Cooke	Home Safety & Security equipment	250.00
10525144	11/04/2024	Annemarie Kilshaw	Home Safety & Security equipment	250.00
10525144	11/04/2024	Guilherme Barbosa	Home Safety & Security equipment	250.00
10525144	11/04/2024	Lia & Harry Fernando	Home Safety & Security equipment	250.00
10525144	11/04/2024	Jia Lin Hong	Refund PRB	250.00
12244378	18/04/2024	Vicki Krishnamurthy	Home Safety & Security equipment	250.00
12244378	18/04/2024	Duy Nguyen	Home Safety & Security equipment	250.00
11255831	24/04/2024	Hudson May	Individual Dev. Grant	200.00
10525144	11/04/2024	Iranian Association Inc	Refund hire fee	126.00
10525144	11/04/2024	Iranian Association Inc	Refund hire fee	92.00
12244378	18/04/2024	Melinda Sue Michael	Refund of BSL fee	61.65
Sub Total				79,156.46

Non Creditor CHQ Payments

Reference	Date	Payee	Description	Amount (\$)
10322324	4/04/2024	Amandeep Kaur	Refund hall/swipe card bond	2,875.00
14343038	18/04/2024	M Bissessor & D Singh	Refund for overpayment	2,728.01
14343038	18/04/2024	Mr Jeffrey Andrzejuk	Refund for overpayment	2,579.26
08124712	12/04/2024	Lee Merenda & Stephanie Tomsic	Refund for overpayment	1,305.89
10322324	4/04/2024	The Estate of Hazel Aspery	Refund Pensioner Rebate	1,233.20
10322324	4/04/2024	Mr Joseph & Mary Azzopardi	Refund Pensioner Rebate	989.44
10322324	4/04/2024	Margaret & Michael Daly	Refund Pensioner Rebate	971.30
14343038	18/04/2024	Mr Daniel Thompson	Refund overpayment	923.55
14343038	18/04/2024	Robin Smith	Refund of overpayment	918.31
14343038	18/04/2024	Mr Michael Curtis	Refund for overpayment	768.18
10322324	4/04/2024	Mr Joseph Cunningham	Refund Pensioner Rebate	750.00
14343038	18/04/2024	Mr Sean Sng	Refund for overpayment	657.77
08124712	12/04/2024	Ian and Vanessa Ralph	Refund Pensioner Rebate	607.92
14343038	18/04/2024	Centre for Prosthodontics	Refund hall/swipe card bond	605.00
14343038	18/04/2024	Isabella Hardie	Refund hall/swipe card bond	605.00
14343038	18/04/2024	Mr Kenneth Wise	Refund for overpayment	478.10
13405995	24/04/2024	Dominique Guillemin	Refund overpayment	450.99
14343038	18/04/2024	Kerol & Zeljko Rezac	Refund for overpayment	449.86
14343038	18/04/2024	Transplant Australia Ltd	Refund hall/swipe card bond	437.00
14343038	18/04/2024	Amandeep Kaur	Refund Hall/swipe card bond	348.75
10322324	4/04/2024	Zhun Yap & Sufen Lie	Refund Pensioner Rebate	222.75

Reference	Date	Payee	Description	Amount (\$)
10322324	4/04/2024	MR Leo Baynes	Refund Pensioner Rebate	100.00
10322324	4/04/2024	Ms Brigitta Indrisle	Refund Pensioner Rebate	100.00
10322324	4/04/2024	Mr William Jupp	Refund Pensioner Rebate	100.00
10322324	4/04/2024	Peter & Susan Cornish	Refund Pensioner Rebate	100.00
10322324	4/04/2024	MR Andrew Neal	Refund Pensioner Rebate	100.00
10322324	4/04/2024	Mr Douglas & Mrs Glenda Hubble	Refund Pensioner Rebate	100.00
14343038	18/04/2024	Gayle Pitcher	Refund for trailer hire	46.00
14343038	18/04/2024	Fergus Yovds	Refund registration fee	20.00
Sub Total				21,571.28

Excluding: Voided Payments:

Reference	Date	Payee	Description	Amount (\$)
				0.00
Total Cancelled EFT				0.00

Excluding: Cancelled Cheques

Reference	Date	Payee	Description	Amount (\$)
				0.00
Total Cancelled Cheques				0.00

Credit Card Transactions

Reference	Date	Payee	Description	Amount (\$)
PC004999	14/03/2024	ZOOLOGICAL PARKS AUT SOUTH PERTH	WHS Conference	3,750.00
PC004956	22/03/2024	COLES 0356 KARAWARA AUS	Home Karawara Community Dinner groceries	881.53
PC004959	26/03/2024	COLES 0356 KARAWARA AUS	Home Karawara Easter Dinner	791.62
PC004932	8/03/2024	SQ *WEDGETAIL BIKES PT Subiaco WA	Bike hire	715.00
PC005021	2/04/2024	FACEBK *SSNECY7252 fb.me/ads IRL	Social media advertising	640.00
PC004937	11/03/2024	SQ *MONSTERBALL AMUSEM Fremantle WA	Home Karawara Community Dinner	618.06
PC005010	22/03/2024	Intuit Mailchimp Sydney AUS	Electronic direct mail – monthly subscri	524.98
PC004929	7/03/2024	LANDGATE MIDLAND	PAW Strategy Certs of Title	518.50
PC004990	7/03/2024	MIDALIA STEEL P/L WELSHPOOL WA	Mesh for dog enclosure	500.64
PC004938	12/03/2024	COLES 0356 KARAWARA AUS	Home Karawara Groceries	483.61
PC004992	11/03/2024	PRESTON STREET IGA COMO WA	Engagement Edge employee training	482.50
PC004995	11/03/2024	SLATER GARTRELL SPORTS MIDLAND AUS	GBLC - Volleyball Net	481.80
PC005009	21/03/2024	STEADYRACK BIBRA LAKE WA	4x bike racks	399.96
PC004949	20/03/2024	SP CBCA MERCHANDISE SOUTH BRISBAQLD	Children's Book Week: decorations/prizes	350.55
PC004996	12/03/2024	EMBROIDME PERTH CBD WEST PERTH	Work Polo Shirts	337.15
PC004935	11/03/2024	POST MANNING LPO MANNING	Postage bags for inter-library loans	318.83
PC004952	21/03/2024	WATERFORD IGA KARAWARA	Home Karawara Commuunity Dinner Meat	300.99
PC004997	14/03/2024	OZWASHROOM MULGRAVE VIC	Toilet roll spindles	280.00
PC005008	21/03/2024	SKED SOCIAL MELBOURNE VIC	Social media platform	275.00
PC005017	27/03/2024	RMHC WA NEDLANDS WA	Casual dress donations	262.80
PC004936	11/03/2024	WATERFORD IGA KARAWARA	Home Karawara Food Meat	237.76
PC004948	20/03/2024	KMART MULGRAVE	April School Holiday program - prizes	232.00
PC005004	18/03/2024	REDBOOTH AUBURN CA	Project management tool-monthly subs	218.99
PC004993	11/03/2024	STK*Shutterstock 8666633954 NY	Stock footage - monthly subscription	218.90
PC005020	3/04/2024	RAINBOWROO GILLES PLAINSA	Perfectly Queer 2024	218.00
PC005039	6/03/2024	LANDGATE MIDLAND	Lease Registration - Manning Rippers	203.00
PC005040	6/03/2024	LANDGATE MIDLAND	Lease Registration - COSP Hist. Society	203.00
PC005041	6/03/2024	LANDGATE MIDLAND	Lease Registration -WCG Thomas Pavillion	203.00
PC005042	6/03/2024	LANDGATE MIDLAND	Lease Registration - Hensman	203.00
PC005043	6/03/2024	LANDGATE MIDLAND	Lease Registration - Manning Seniors	203.00
PC004961	27/03/2024	COSTCO WHOLESALE AUSTR PERTH AIRPOR	Info Sys Meeting and staff farewell.	189.19
PC004942	14/03/2024	LANDGATE MIDLAND	PAW Strategy Certs of Title	183.00
PC004940	13/03/2024	MEGAN ADELE ALTERATION SOUTH PERTH WA	Alterations for uniforms	180.00
PC005012	25/03/2024	COLES 0296 Angelo StreeAUS	Concert sundries	146.75
PC004991	8/03/2024	STRATCO CANNING VALE CANNING VALEWA	Fencing material	128.00
PC004960	27/03/2024	PINTO THAI RESTAURANT KENSINGTON	Info Sys Meeting and staff farewell.	104.44
PC005048	28/03/2024	COLES 0296 Angelo StreeAUS	Farewell for Pathie - 1System	100.00
PC004950	21/03/2024	KMART MULGRAVE	Chess sets - library chess club	100.00

Reference	Date	Payee	Description	Amount (\$)
PC005001	15/03/2024	PINTO THAI RESTAURANT KENSINGTON	Customer service team lunch	99.00
PC005006	19/03/2024	MASTERSHOP P L HOPPERS CROSVIC	iPad Protection Case	79.20
PC005015	26/03/2024	WWW.WORKINGGENIUS.COM LAFAYETTE CA	2 assessments	76.83
PC004957	25/03/2024	EZI*ASSOCIATED RETAIL OAKLEIGH AUS	Chess sets for library chess club	72.97
PC004930	7/03/2024	PLANNING INSTITUTE OF BARTON ACT	PIA Young Planners	70.00
PC004994	11/03/2024	MR WALKER SOUTH PERTH WA	Leadership Team morning tea	62.00
PC004954	21/03/2024	Dominos Estore Karawar dominos.com.AUS	SPYN Meeting	62.00
PC005022	2/04/2024	FACEBK *24TFSYTY52 fb.me/ads IRL	Social media advertisin	60.93
PC004939	13/03/2024	COLES 0356 KARAWARA AUS	Catering for Volunteer Morning Tea	50.06
PC004998	14/03/2024	HALO ESPRESSO SOUTH PERTH WA	Thank you vouchers - WHS conference	50.00
PC004945	15/03/2024	MANNING SENIOR CITIZEN MANNING	Seniors Outing	50.00
PC004955	22/03/2024	COLES 0356 KARAWARA AUS	Youth Makers Markets	47.50
PC005014	25/03/2024	LIQUOR BARONS ON ANG SOUTH PERTH WA	Concert Ice	45.00
PC005002	15/03/2024	COLES 0296 Angelo StreeAUS	Afternoon tea CST	43.66
PC004946	18/03/2024	BIG W 0456 WILLETTON AUS	Home Karawara Easter Dinner	42.30
PC004958	25/03/2024	IGA MANNING MANNING WA	Home Karawara Ice	40.00
PC004933	8/03/2024	ANGELO STREET MARKET SOUTH PERTH WA	Economic Dev. meeting catering	38.95
PC005003	15/03/2024	OFFICEWORKS BENTLEIGH EA	GBLC Art Program - Paint Canvas	38.36
PC005007	19/03/2024	OFFICEWORKS 0601 E VICTORIA PAUS	Office Supplies	35.48
PC004931	7/03/2024	BUNNINGS 392000 EAST VICTORI	shed items packing tape, p2 masks	35.40
PC005049	2/04/2024	BUNNINGS GROUP LTD HAWTHORN EAS	Lets talk dogs - School Holiday Workshop	35.00
PC005024	2/04/2024	Lawleys Bakery Cafe Nedlands WA	Easter buns	34.92
PC005000	15/03/2024	PINTO THAI RESTAURANT KENSINGTON	Customer service team lunch	32.10
PC004953	21/03/2024	Lombard The Paper Peop Cannington WA	Easter Community Dinner Trays	30.25
PC004941	13/03/2024	COLES 0356 KARAWARA AUS	Home Karawara Community Dinner	28.25
PC004947	19/03/2024	SPOTLIGHT PTY LTD STH MELBOURNAUS	Home Karawara Easter Dinner and Purple	25.00
PC005013	25/03/2024	COLES 0296 Angelo StreeAUS	Concert misc food	23.65
PC005019	2/04/2024	JB HI-FI ONLINE SOUTHBANK VIC	Perfectly Queer	19.98
PC004944	15/03/2024	CPP Convention Centre Perth WA	Parking - Economic Dev. seminar	19.69
PC004951	21/03/2024	COLES 0296 Angelo StreeAUS	Harmony Week catering	14.00
PC005018	2/04/2024	SANITY WEB STORE MILPERRA NSW	Perfectly Queer	13.89
PC004943	14/03/2024	SP 166 Railway Parade West LeedervWA	parking for walga LG env hlth mtg	13.00
PC005011	25/03/2024	VAUCLUSE NEWS SOUTH PERTH WA	Stationery	9.99
PC005005	18/03/2024	+INTNL TRANSACTION FEE	Project management tool-monthly subs	5.47
PC004934	11/03/2024	WILSON PARKING ADEOBS ADELAIDE SA	Charge in dispute	5.00
PC005044	11/03/2024	WILSON PARKING ADEOBS ADELAIDE SA	Charge in dispute	5.00
PC005045	18/03/2024	WILSON PARKING ADEOBS ADELAIDE SA	Charges in Dispute	5.00
PC005023	2/04/2024	COLES 0296 Angelo StreeAUS	Easter buns	4.80
PC005025	2/04/2024	COLES 0296 Angelo StreeAUS	Easter buns	4.80
PC005016	26/03/2024	+INTNL TRANSACTION FEE	Working Genius fee	1.92
PC005029	2/04/2024	COLES 0296 Angelo StreeAUS	Easter buns	-4.80
PC005038	11/03/2024	WILSON PARKING ADEOBS ADELAIDE SA	Charges in dispute	-5.00
PC005046	26/03/2024	DISPUTE ADJUSTMEN	Charges in dispute	-5.00
PC005047	26/03/2024	DISPUTE ADJUSTMEN	Charges in Dispute	-5.00
Total Credit Card Payments				17,597.10

Fleet Card Payments

Reference	Date	Payee	Description	Amount (\$)
F236150	14/03/2024	SOUTH PERTH (014978) Premium Diesel	1HOG331 D-Max	133.96
F236150	3/03/2024	MANNING (645106) Diesel	1HOG331 D-Max	130.42
F242186	23/03/2024	KARAWARA (855) Unleaded (91 RON - E10)	1HUA243 Subaru OUTBACK AWD TOURING	94.96
F247180	29/02/2024	YOKINE (020240) Unleaded (91 RON - E10)	1HZB418 Mazda CX5	93.82
F216428	5/03/2024	SOUTH PERTH (014752) Premium Unleaded (98 RON)	1GWI648 Lexus NX300H	90.41
F247182	26/03/2024	SOUTH PERTH (003440) Unleaded (91 RON - E10)	1HZB420 Mazda CX5	88.00
F234210	25/03/2024	SOUTH PERTH (003402) Unleaded (91 RON - E10)	1HND096 RAV4 GXL HYBRID	87.10
F235379	4/03/2024	FREMANTLE (312) Unleaded (91 RON - E10)	1HNY194 Toyota KLUGER	86.42
F247180	22/03/2024	NORTH PERTH (006331) Unleaded (91 RON - E10)	1HZB418 Mazda CX5	85.15
F236052	27/03/2024	LEEMING (736) Unleaded (91 RON - E10)	1HOL267 Toyota RAV4	84.22
F214781	13/03/2024	AMPOL FOODARY BENTLEY (005730) Unleaded (91 RON -	1GVX498 Mazda CX5	82.09

Reference	Date	Payee	Description	Amount (\$)
F244208	20/03/2024	AMPOL FOODARY MURDOCH (001510) Premium Diesel	1HWR221 DMax 23MY SX CREW CAB UTE HIGH RIDE	79.38
F247181	18/03/2024	VICTORIA PARK EAST (148) Unleaded (91 RON - E10)	1HZB419 Mazda CX5	79.15
F235379	19/03/2024	MYAREE (594) Unleaded (91 RON - E10)	1HNY194 Toyota KLUGER	74.46
F233532	10/03/2024	MOSMAN PARK (724) Unleaded (91 RON - E10)	1HMH370 Toyota RAV4	73.24
F247181	17/03/2024	SOUTH PERTH (273) Unleaded (91 RON - E10)	1HZB419 Mazda CX5	72.91
F223146	26/03/2024	SOUTH PERTH (015294) Unleaded (91 RON - E10)	1HBW211 Toyota RAV4	70.23
F236053	26/03/2024	AMPOL FOODARY MOSMAN PARK (013300) Unleaded (91 RON - E10)	1HOL268 Toyota RAV4	67.03
F223072	4/03/2024	DUNCRAIG (951) Unleaded (91 RON - E10)	1HCS579 CX5 GT	67.02
F223072	10/03/2024	DUNCRAIG (249) Unleaded (91 RON - E10)	1HCS579 CX5 GT	63.61
F225475	16/03/2024	VICTORIA PARK EAST (958) Unleaded (91 RON - E10)	1HEY275 Lexus UX250H	59.10
F233531	21/03/2024	ELLENBROOK (269) Unleaded (91 RON - E10)	1HNM747 Toyota RAV4	58.41
F179720	14/03/2024	SOUTH PERTH (014992) Unleaded (91 RON - E10)	1GBZ028 Toyota COROLLA	54.96
F223072	18/03/2024	DUNCRAIG (286) Unleaded (91 RON - E10)	1HCS579 CX5 GT	54.42
F214781	22/03/2024	AMPOL FOODARY CANNING VAL (006082) Unleaded (91 RON - E10)	1GVX498 Mazda CX5	51.62
F223146	5/03/2024	VICTORIA PARK EAST (636) Unleaded (91 RON - E10)	1HBW211 Toyota RAV4	50.65
F223072	25/03/2024	DUNCRAIG (708) Unleaded (91 RON - E10)	1HCS579 CX5 GT	48.25
F241940	18/03/2024	KARAWARA (869) Unleaded (91 RON - E10)	1HTP235 Yaris Cross GXL	47.69
F240343	19/03/2024	ELLENBROOK (181) Unleaded (91 RON - E10)	1HRX276 Yaris Cross Hybrid GXL	45.79
F240343	7/03/2024	AMPOL FOODARY MURDOCH (008019) Unleaded (91 RON - E10)	1HRX276 Yaris Cross Hybrid GXL	45.26
F240344	19/03/2024	KARAWARA (826) Unleaded (91 RON - E10)	1HRX277 Yaris Cross Hybrid GXL	41.55
F233531	27/03/2024	EG AMPOL 94219 ELLENBROOK (172652) Unleaded (91 RON - E10)	1HNM747 Toyota RAV4	39.94
F247181	10/03/2024	SOUTH PERTH (003030) Clean and Detail	1HZB419 Mazda CX5	30.00
F233532	4/03/2024	FREMANTLE (044157) Unleaded (91 RON - E10)	1HMH370 Toyota RAV4	29.22
F247181	18/03/2024	NARROGIN (034613) Unleaded (91 RON - E10)	1HZB419 Mazda CX5	24.01
F216428	5/03/2024	SOUTH PERTH (014752) Clean and Detail	1GWI648 Lexus NX300H	18.00
Grand Total				2,402.45
Management Fee				228.90
Total Fleetcare				2,631.35

City of South Perth
Statement of Financial Position
30th April 2024

Details	30 April 2024	30 April 2023	30 June 2024
	\$	\$	\$
CURRENT ASSETS			
Cash & Cash Equivalents	73,633,378	65,589,800	57,190,084
Trade & Other Receivables	6,294,065	5,343,806	8,662,347
Other Current Assets	2,313,288	1,938,709	1,516,877
Assets Held For Sale	23,057,508	-	23,057,508
TOTAL CURRENT ASSETS	105,298,239	72,872,315	90,426,816
NON-CURRENT ASSETS			
Trade & Other Receivables	9,540,527	14,371,679	10,019,569
Investments (LGHT & RRC)	240,345	234,542	240,345
Property, Plant & Equipment	313,168,777	370,248,895	313,372,003
Infrastructure	481,785,206	350,955,974	485,263,133
Intangibles	134,021	187,218	178,332
TOTAL NON-CURRENT ASSETS	804,868,876	735,998,308	809,073,382
TOTAL ASSETS	910,167,115	808,870,623	899,500,199
CURRENT LIABILITIES			
Trade & Other Payables	7,354,146	5,376,092	7,369,143
Borrowings	3,369,397	3,261,801	3,266,777
Provisions	4,460,252	4,312,482	4,550,352
Leaseholder Liability	-	23,516,745	-
Liabilities Held For Sale	24,499,759	-	24,007,406
Grant Obligations	5,915,863	518,708	5,758,533
TOTAL CURRENT LIABILITIES	45,599,418	36,985,828	44,952,211
NON-CURRENT LIABILITIES			
Leaseholder Liability	-	698,068	-
Borrowings	6,733,077	10,102,474	9,984,954
Provisions	551,917	658,643	551,917
Grant Obligations	-	5,500,000	-
TOTAL NON-CURRENT LIABILITIES	7,284,994	16,959,184	10,536,871
TOTAL LIABILITIES	52,884,412	53,945,012	55,489,082
NET ASSETS	857,282,703	754,925,610	844,011,117
EQUITY			
Retained Surplus	140,132,433	133,768,122	138,881,751
Reserves - Cash Backed	40,551,629	42,183,104	37,284,802
Revaluation Surplus	663,303,954	564,026,992	663,327,054
Net Profit/Loss	13,294,685	14,947,393	4,517,510
TOTAL EQUITY	857,282,703	754,925,610	844,011,117

**City of South Perth
Statement of Change in Equity
30th April 2024**

	30 April 2024 \$	30 April 2023 \$	30 June 2024 \$
RESERVES			
Cash Backed			
Balance at beginning of reporting period	37,284,802	43,346,307	43,346,307
Aggregate transfers to Retained Earnings	(3,363,076)	(9,308,940)	(16,956,444)
Aggregate transfers from Retained Earnings	6,629,904	8,145,737	10,894,939
Balance at end of reporting period	<u>\$ 40,551,629</u>	<u>\$ 42,183,104</u>	<u>\$ 37,284,802</u>
Non - Cash Backed			
Asset Revaluation Reserve	663,303,954	564,026,992	663,327,054
Balance at end of reporting period	<u>\$ 663,303,954</u>	<u>\$ 564,026,992</u>	<u>\$ 663,327,054</u>
TOTAL RESERVES	<u><u>\$ 703,855,584</u></u>	<u><u>\$ 606,210,096</u></u>	<u><u>\$ 700,611,856</u></u>
RETAINED EARNINGS			
Balance at beginning of reporting period	143,399,261	132,604,920	132,604,920
Realised Revaluation Reserve	-	-	215,327
Change in Net Assets from Operations	13,294,685	14,947,393	4,517,510
Aggregate transfers to Reserves	(6,629,904)	(8,145,737)	(10,894,939)
Aggregate transfers from Reserves	3,363,076	9,308,940	16,956,444
Balance at end of reporting period	<u>\$ 153,427,119</u>	<u>\$ 148,715,515</u>	<u>\$ 143,399,261</u>
TOTAL EQUITY	<u><u>\$ 857,282,703</u></u>	<u><u>\$ 754,925,610</u></u>	<u><u>\$ 844,011,117</u></u>

**City of South Perth
Statement of Financial Activity
30 April 2024**

Original Budget 2023/24	Revised Budget 2023/24		YTD Budget	YTD Actual	YTD Variance Budget	Note	YTD % Variance Budget
OPERATING ACTIVITIES							
Revenue from Operating Activities							
43,416,628	43,446,628	Rates revenue	43,406,628	43,465,622	58,994	F	0%
20,679,596	21,157,219	Fees and charges	19,549,668	19,848,283	298,615	F	2%
1,790,672	1,869,608	Grants, subsidies and contributions	298,142	287,956	(10,186)	U	-3%
2,774,608	4,117,697	Interest revenue	3,818,499	4,124,062	305,563	F	8%
635,450	588,360	Other revenue	388,749	425,580	36,831	F	9%
69,296,954	71,179,512		67,461,686	68,151,502	689,817	F	1%
Expenditure from operating activities							
27,552,804	27,185,351	Employee expenses	22,861,997	22,797,640	64,357	F	0%
25,397,822	25,071,997	Materials and contracts	18,195,817	18,366,060	(170,242)	U	-1%
1,967,100	1,977,404	Utility charges	1,569,345	1,516,736	52,608	F	3%
761,312	773,027	Insurance expenses	773,027	758,236	14,791	F	2%
12,995,660	13,758,696	Depreciation and amortisation	11,460,294	11,429,198	31,096	F	0%
1,208,779	1,182,661	Other expenses	972,426	919,580	52,846	F	5%
474,555	474,555	Interest expenses	407,298	407,299	(1)	U	0%
70,358,034	70,423,692		56,240,204	56,194,748	45,456	F	0%
(1,061,080)	755,820	Net Operating Surplus/ (Deficit)	11,221,482	11,956,755	735,273	F	7%
Operating activities excluded from budgeted deficiency							
12,995,660	13,758,696	Depreciation excluded from operating activity	11,460,294	11,429,198	31,096	F	0%
11,934,580	14,514,516	Amount attributable to Operating Activities	22,681,776	23,385,953	704,177	F	3%
INVESTING ACTIVITIES - INFLOWS / (OUTFLOWS)							
2,406,645	2,400,775	Capital grants, subsidies and contributions	1,449,084	1,267,580	(181,504)	U	-13%
284,000	210,217	Proceeds on Disposal of Assets	210,217	137,424	(72,793)	U	-35%
(5,261,500)	(5,271,263)	Payments for purchase of property, plant & equipment	(2,241,027)	(2,381,983)	(140,956)	U	-6%
(9,498,949)	(10,054,143)	Payments for construction of infrastructure	(6,021,394)	(5,411,783)	609,611	F	10%
(12,069,804)	(12,714,414)	Amount attributable to Investing Activities	(6,603,119)	(6,388,762)	214,358	F	3%
FINANCING ACTIVITIES - INFLOW / (OUTFLOWS)							
9,483,362	4,455,508	Transfers from cash backed reserves (restricted assets)	2,485,375	3,363,076	877,701	F	35%
51,210	51,210	Proceeds from self supporting loans	38,791	38,791	-		0%
4,122,471	4,236,397	Underground Power	4,236,397	4,325,417	89,020	F	2%
(3,266,777)	(3,266,777)	Loan Principal Repayments	(3,149,257)	(3,149,257)	-		0%
(11,722,222)	(12,961,422)	Transfers to Reserves	(6,383,418)	(6,629,904)	(246,486)	U	-4%
(5,500,000)	(300,000)	Movement in Grant Obligations	-	-	-		0%
-	-	Movement in CPV Non Current Liability	-	492,353	492,353	F	0%
-	-	Movement in Deferred Rates (Non-Current)	-	113,388	113,388	F	0%
(6,831,955)	(7,785,082)	Amount attributable to Financing Activities	(2,772,111)	(1,446,135)	1,325,976	F	48%
MOVEMENT IN SURPLUS OR DEFICIT							
6,917,178	13,018,134	Surplus or deficit at the start of the financial year	6,917,178	13,018,134	6,100,956	F	88%
11,934,580	14,514,516	Amount attributable to operating activities	22,681,776	23,385,953	704,177	F	3%
(12,069,804)	(12,714,414)	Amount attributable to investing activities	(6,603,119)	(6,388,762)	214,358	F	3%
(6,831,955)	(7,785,082)	Amount attributable to financing activities	(2,772,111)	(1,446,135)	1,325,976	F	48%
(50,000)	7,033,154	Surplus or deficit at the end of the period	20,223,723	28,569,190	8,345,467	F	41%

City of South Perth 2023/2024 Operating Revenue and Expenditure Budget Versus Actual

30-April-2024

Key Responsibility Area	YTD Budget \$	YTD Actual \$	Variance \$	Var F/U	Var %	Revised Budget \$	Original Budget \$
REVENUE							
Corporate Services							
Governance							
Animal Care Facility	159,367	200,509	41,142	F	26%	161,911	120,000
Fire Prevention	1,833	3,225	1,391	F	76%	2,000	7,000
Parking	2,097,499	2,163,831	66,332	F	3%	2,307,781	2,317,728
Rangers	68,002	58,933	(9,069)	U	-13%	80,500	83,500
Total Revenue - Governance	2,326,702	2,426,498	99,796	F	4%	2,552,192	2,528,228
Finance							
Investment Activities	2,786,730	2,891,844	105,114	F	4%	4,106,176	2,819,812
Financial Services	3,000	2,365	(635)	U	-21%	59,340	56,300
Rating Services	44,117,700	44,364,861	247,161	F	1%	44,179,254	44,125,397
Property Management - Commercial	264,292	270,409	6,117	F	2%	292,764	280,434
Recoverable Costs	65,961	76,796	10,835	F	16%	69,061	36,000
Total Revenue - Finance	47,237,684	47,606,276	368,592	F	1%	48,706,595	47,317,943
Corporate Services Total	49,564,385	50,032,773	468,388	F	1%	51,258,786	49,846,171
Development & Community Services							
Collier Park Village							
Collier Park Village	2,080,977	2,099,493	18,517	F	1%	2,458,473	2,370,018
Collier Park Community Centre	5,417	4,917	(500)	U	-9%	6,500	6,500
Total Revenue - Collier Park Village	2,086,394	2,104,410	18,016	F	1%	2,464,973	2,376,518
Community Development							
Community Projects	33,250	32,820	(430)	U	-1%	34,750	62,831
Community Events	53,000	52,624	(376)	U	-1%	57,000	54,000
Major Events	15,000	3,000	(12,000)	U	-80%	15,000	30,000
Facility Hire	455,000	460,702	5,702	F	1%	510,000	435,000
Recreation Admin	174,118	172,380	(1,738)	U	-1%	208,941	193,000
George Burnett Leisure Centre Operations	150,000	148,180	(1,820)	U	-1%	180,000	200,000
Total Revenue - Community Development	880,368	869,706	(10,661)	U	-1%	1,005,691	974,831
Library							
Library Services	5,958	5,950	(8)	U	0%	6,810	22,750
Civic Centre Library	11,267	13,570	2,303	F	20%	11,600	11,600
Manning Library	7,917	6,711	(1,206)	U	-15%	9,500	7,000
Old Mill	5,667	5,987	321	F	6%	6,800	6,800
Total Revenue - Library	30,808	32,218	1,410	F	5%	34,710	48,150
Statutory Planning							
Planning Services	306,833	320,113	13,280	F	4%	325,000	525,000
Building Services	238,333	259,466	21,132	F	9%	250,000	275,000
Pool Services	160,000	157,632	(2,368)	U	-1%	160,000	100,000
Health Services	9,750	11,663	1,913	F	20%	11,700	5,000
Preventative Services	130,750	132,736	1,986	F	2%	134,500	155,000
Total Revenue - Statutory Planning	845,667	881,610	35,943	F	4%	881,200	1,060,000
Development & Community Services Total	3,843,236	3,887,944	44,708	F	1%	4,386,574	4,459,499

Key Responsibility Area	YTD Budget \$	YTD Actual \$	Variance \$	Var F/U	Var %	Revised Budget \$	Original Budget \$
Infrastructure							
Engineering							
Network Operations	16,833	23,359	6,526	F	39%	25,000	30,000
Underground Power	-	(1,169)	(1,169)	U	100%	-	65,000
Roads and Drainage	191,141	197,728	6,587	F	3%	616,463	607,967
Total Revenue - Engineering	207,975	219,918	11,943	F	6%	641,463	702,967
Parks and Environment							
CPGC	5,055,703	5,152,366	96,663	F	2%	5,897,074	5,487,890
Park Operations	246,184	291,837	45,653	F	19%	393,651	403,000
Total Revenue - Parks and Environment	5,301,887	5,444,203	142,316	F	3%	6,290,725	5,890,890
Waste, Fleet & Facilities							
Building & Assets	3,569	3,569	(0)	U	0%	3,569	-
Fleet Management	26,582	28,730	2,148	F	8%	31,882	25,000
Recycling Centre	99,255	99,646	391	F	0%	121,275	120,000
Waste Collection	8,414,797	8,434,719	19,923	F	0%	8,445,237	8,252,427
Total Revenue - Waste, Fleet & Facilities	8,544,203	8,566,664	22,461	F	0%	8,601,963	8,397,427
Infrastructure Total	14,054,064	14,230,785	176,721	F	1%	15,534,151	14,991,284
Total Revenue	67,461,686	68,151,502	689,817	F	1%	71,179,512	69,296,954
EXPENDITURE							
Office of the CEO							
Office of the CEO							
Office of the CEO	434,190	414,262	19,928	F	5%	629,638	640,763
Total Expense - Office of the CEO	434,190	414,262	19,928	F	5%	629,638	640,763
Office of the CEO Total	434,190	414,262	19,928	F	5%	629,638	640,763
Corporate Services							
Director of Corporate Services							
Corporate Services	233,638	232,691	947	F	0%	279,643	279,445
Total Expense - Director of Corporate Services	233,638	232,691	947	F	0%	279,643	279,445
Customer, Communications & Engagement							
Customer Services Admin	1,060,450	1,055,139	5,312	F	1%	1,270,242	1,273,384
Marketing & Communications	587,655	580,421	7,234	F	1%	712,360	694,253
Publications	53,330	55,845	(2,515)	U	-5%	91,330	113,000
Total Expense - Customer, Communications & Engagement	1,701,436	1,691,405	10,030	F	1%	2,073,932	2,080,637
Finance							
Investment Activities	116,409	116,409	-		0%	149,969	149,969
Financial Services	2,264,943	2,218,458	46,485	F	2%	2,655,375	2,611,558
Rating Services	267,818	232,843	34,975	F	13%	391,101	386,667
Property Management - Commercial	18,708	20,208	(1,500)	U	-8%	18,708	-
Recoverable Costs	120,854	130,948	(10,095)	U	-8%	148,199	142,800
PreSchools	42,360	42,370	(11)	U	0%	50,832	43,021
Total Expense - Finance	2,831,091	2,761,236	69,854	F	2%	3,414,183	3,334,015
Information Technology							
Information Services	3,666,155	3,572,038	94,117	F	3%	5,084,491	5,269,176
Records Management	183,571	179,655	3,916	F	2%	216,947	216,947
Total Expense - Information Technology	3,849,726	3,751,693	98,033	F	3%	5,301,438	5,486,123
Governance							
Governance Admin	762,666	752,424	10,242	F	1%	918,598	952,251
Council Members	661,853	646,861	14,993	F	2%	741,888	741,888
Council Functions	142,191	119,468	22,722	F	16%	209,954	201,352
Animal Care Facility	249,815	246,907	2,908	F	1%	295,130	419,116
Fire Prevention	61,525	63,325	(1,799)	U	-3%	63,473	69,633
Parking	793,430	777,583	15,847	F	2%	1,014,192	1,051,900
Rangers	381,180	404,412	(23,233)	U	-6%	454,558	293,432
Total Expense - Governance	3,052,660	3,010,980	41,680	F	1%	3,697,793	3,729,572

Key Responsibility Area	YTD Budget \$	YTD Actual \$	Variance \$	Var F/U	Var %	Revised Budget \$	Original Budget \$
People & Performance							
Organisational Performance	170,024	170,812	(788)	U	0%	240,257	192,126
Human Resources	919,936	1,005,076	(85,141)	U	-9%	1,131,397	1,104,089
Work Health & Safety	283,258	276,549	6,709	F	2%	327,598	321,778
Total Expense - People & Performance	1,373,217	1,452,437	(79,220)	U	-6%	1,699,252	1,617,993
Corporate Services Total	13,041,767	12,900,442	141,325	F	1%	16,466,241	16,527,784
Development & Community Services							
Development & Community Services	209,092	185,392	23,700	F	11%	303,752	350,090
Total Expense - Director of Development & Community Services	209,092	185,392	23,700	F	11%	303,752	350,090
Community Development							
CCR Admin	515,185	542,511	(27,327)	U	-5%	618,501	594,424
Community Projects	492,844	449,958	42,886	F	9%	655,375	573,080
Citizens Centre - South Perth	104,412	106,394	(1,982)	U	-2%	111,372	213,577
Citizens Centre - Manning	127,391	123,842	3,550	F	3%	150,296	161,594
Community Events	606,228	615,053	(8,825)	U	-1%	707,006	708,107
Major Events	70,000	71,511	(1,511)	U	-2%	70,000	85,512
Summer Events	164,500	221,786	(57,286)	U	-35%	213,000	220,000
Functions	45,833	33,418	12,415	F	27%	55,000	55,000
Public Art	63,682	58,304	5,378	F	8%	76,418	88,935
Facility Hire	446,315	411,237	35,078	F	8%	597,351	625,833
George Burnett Leisure Centre Operations	443,573	466,392	(22,819)	U	-5%	561,372	558,387
Total Expense - Community Development	3,079,962	3,100,405	(20,442)	U	-1%	3,815,691	3,884,449
Collier Park Village							
Collier Park Village	1,328,733	1,498,647	(169,914)	U	-13%	1,566,488	2,519,394
Total Expense - Collier Park Village	1,328,733	1,498,647	(169,914)	U	-13%	1,566,488	2,519,394
Library							
Civic Centre Library	1,338,236	1,381,268	(43,032)	U	-3%	1,614,997	1,558,590
Manning Library	862,254	854,338	7,916	F	1%	1,013,107	993,112
Old Mill	70,985	44,758	26,227	F	37%	104,894	114,614
Heritage House	28,899	28,901	(2)	U	0%	32,678	25,525
Total Expense - Library	2,300,374	2,309,265	(8,891)	U	0%	2,765,676	2,691,841
Statutory Planning							
Planning Services	1,119,371	1,116,300	3,070	F	0%	1,355,489	1,335,231
Compliance	67,718	77,489	(9,770)	U	-14%	80,053	174,412
Building Services	340,098	313,142	26,957	F	8%	416,526	555,709
Health Services	519,492	513,090	6,403	F	1%	609,075	537,794
Analytical Services	10,417	9,698	719	F	7%	12,500	13,000
Pest Control	31,000	36,690	(5,690)	U	-18%	40,000	50,000
Total Expense - Statutory Planning	2,088,097	2,066,409	21,688	F	1%	2,513,644	2,666,146
Strategic Planning							
Strategic Planning	604,384	601,792	2,592	F	0%	739,470	874,745
Total Expense - Strategic Planning	604,384	601,792	2,592	F	0%	739,470	874,745
Development & Community Services Total	9,610,643	9,761,909	(151,266)	U	-2%	11,704,720	12,986,665
Infrastructure							
Director Infrastructure Services							
Director Infrastructure Services	319,490	298,777	20,713	F	6%	406,876	514,482
Total Expense - Director Infrastructure Services	319,490	298,777	20,713	F	6%	406,876	514,482
Assets and Infrastructure Support							
Assets and Infrastructure Support	782,545	764,476	18,069	F	2%	994,866	394,242
Total Expense - Assets and Infrastructure Support	782,545	764,476	18,069	F	2%	994,866	394,242
Engineering							
Engineering Administration	423,316	294,919	128,396	F	30%	546,283	353,521
Asset and Planning	-	-	-		0%	-	393,939
Civil Design	576,371	559,965	16,406	F	3%	760,057	621,141
Network Operations	30,000	65,936	(35,936)	U	-120%	120,000	248,341
Underground Power	235,796	235,796	-		0%	356,593	356,593
Roads and Drainage	8,965,337	8,934,436	30,901	F	0%	11,325,099	10,816,655
Total Expense - Engineering	10,230,820	10,091,052	139,767	F	1%	13,108,031	12,790,190

Key Responsibility Area	YTD Budget \$	YTD Actual \$	Variance \$	Var F/U	Var %	Revised Budget \$	Original Budget \$
Park and Environment							
Parks and Environment Administration	335,689	249,160	86,529	F	26%	396,723	539,528
CPGC	3,182,281	3,221,183	(38,902)	U	-1%	3,871,904	3,626,716
Park Operations	8,946,725	9,155,760	(209,035)	U	-2%	10,924,402	10,433,986
Total Expense - Parks and Environment	12,464,694	12,626,103	(161,408)	U	-1%	15,193,028	14,600,230
Waste, Fleet & Facilities							
Waste, Fleet and Facilities Administration	397,999	448,566	(50,567)	U	-13%	504,705	593,390
Environment	371,086	471,206	(100,121)	U	-27%	450,420	576,088
Fleet Management	1,195,967	1,104,642	91,325	F	8%	1,447,391	1,422,042
Recycling Centre	371,090	396,115	(25,024)	U	-7%	509,993	513,952
Waste Collection	3,485,182	3,377,191	107,990	F	3%	4,366,851	4,377,851
Recycling Collection	921,786	880,422	41,364	F	4%	1,304,928	1,394,905
Building & Assets	2,612,946	2,659,583	(46,637)	U	-2%	3,336,002	3,025,449
Total Expense - Waste, Fleet & Facilities	9,356,055	9,337,726	18,329	F	0%	11,920,291	11,903,677
Infrastructure Total	33,153,604	33,118,135	35,470	F	0%	41,623,093	40,202,821
Total Expenditure	56,240,204	56,194,748	45,456	F	0%	70,423,692	70,358,033
Net Position	11,221,482	11,956,755	735,273	F	7%	755,820	(1,061,079)

City of South Perth Collier Park Golf Club - Mini Golf

30 April 2024

1. Actual Revenue

	* April 2024 Actual \$	YTD Actual \$	Prior Year Actual Total \$
Revenue	40,496	276,320	280,947
Expenses	6,589	68,333	82,839
Net Revenue	33,907	207,987	198,108

* Estimate based on figures from the Course Controller.

2. Capital Expenditure

a) Initial Expenditure	\$1,983,117
b) Accumulated Depreciation	\$227,627
c) Net Carrying Value	<u>\$1,755,490</u>

3. Business Case Assumptions

a) Annual Revenue (page 5)	\$350,000
Payback Period (page 5)	6 years
b) Capital Cost of Facility (page 3)	\$2,000,000
c) Annual Operating Cost (page 5)	\$100,000

Note page reference is per Council adopted Business Plan

4. Return of Revenue to the Major Community Facilities Reserve

	* April 2024 Actual \$	YTD Actual \$	Prior Year Actual Total \$
Return to the Major Community Facilities Reserve	40,496	276,320	280,947

* Estimate based on figures from the Course Controller.

City of South Perth Recreational Aquatic Facility

30 April 2024

	July Actual \$	YTD Actual \$	Prior Years Actual Total \$
1. Inception to date (ITD) expenditure	-	-	1,639,426

City of South Perth
2023/2024 - Significant Variance Analysis
30-April-2024
(Budget Versus Actual)

1. Operating Revenue and Expenditure by Business Unit

Key Responsibility Area	YTD Revised Budget (\$)	YTD Actual (\$)	Variance (\$)	Var F/U	Var %	Revised Budget (\$)	Original Budget (\$)	Variance Analysis & Commentary Significant Variances: \$10,000 or 10% the greater of
REVENUE								
Directorate - Corporate Services								
Finance	47,237,684	47,606,276	368,592	F	1%	48,706,595	47,317,943	Favourable mainly due to interest variance.
Governance	2,326,702	2,426,498	99,796	F	4%	2,552,192	2,528,228	Timing variance, Parking meter revenues (\$62k) and Other animal control revenue (\$40k) offset by Animal Licenses (\$3k)
Total Revenue - Corporate Services	49,564,385	50,032,773	468,388	F	1%	51,258,786	49,846,171	
Directorate - Development & Community Services								
Collier Park Village	2,086,394	2,104,410	18,016	F	1%	2,464,973	2,376,518	Favourable due to timing, mainly in interest revenue.
Community Development	880,368	869,706	(10,661)	U	-1%	1,005,691	974,831	Unfavourable due to timing, Grants (\$23k) and Miscellaneous Revenue (\$2k) offset by Lease income (\$14k)
Library	30,808	32,218	1,410	F	5%	34,710	48,150	Insignificant Variance
Statutory Planning	845,667	881,610	35,943	F	4%	881,200	1,060,000	Favourable due to timing, Planning Fees (\$15k), Business Registration and Alfresco Licenses (\$8k), Grants (\$2k) and Building Fees (\$20k) offset by Infringements (\$2k), Pool Services Fees (\$2k) and Miscellaneous revenue (\$5k)
Strategic Planning	-	-	-	-	-	-	-	
Total Revenue - Development & Community Services	3,843,236	3,887,944	44,708	F	1%	4,386,574	4,459,499	
Directorate - Infrastructure Services								
Engineering	207,975	219,918	11,943	F	6%	641,463	702,967	Favourable due to timing, Traffic management (\$6k) and maintenance fees (\$7k)
Parks and Environment	5,301,887	5,444,203	142,316	F	3%	6,290,725	5,890,890	Timing variance, mainly in Collier Park Golf Course
Waste, Fleet & Facilities	8,544,203	8,566,664	22,461	F	0%	8,601,963	8,397,427	Favourable due to timing, Sale of recycle materials (\$5k), Interest revenue (\$3k), Miscellaneous revenue (\$4k). Permanent variance. Rubbish Service charge (\$11k)
Total Revenue - Infrastructure Services	14,054,064	14,230,785	176,721	F	1%	15,534,151	14,991,284	
Total Revenue	67,461,686	68,151,502	689,817	F	1%	71,179,512	69,296,954	
EXPENDITURE								
Chief Executive's Office								
Office of the CEO	434,190	414,262	19,928	F	5%	629,638	640,763	Favourable permanent variance, mainly in salaries and wages.
Total Expense - Chief Executive's Office	434,190	414,262	19,928	F	5%	629,638	640,763	
Directorate - Corporate Services								
Director of Corporate Services	233,638	232,691	947	F	0%	279,643	279,445	Insignificant Variance
Customer, Communications & Engagement	1,701,436	1,691,405	10,030	F	1%	2,073,932	2,080,637	Favourable timing variance, mainly in salaries and wages.
Finance	2,831,091	2,761,236	69,854	F	2%	3,414,183	3,334,015	Favourable mainly in Salaries and Wages due to timing.
Information Technology	3,849,726	3,751,693	98,033	F	3%	5,301,438	5,486,123	Timing variance mainly in Software licenses.
Governance	3,052,660	3,010,980	41,680	F	1%	3,697,793	3,729,572	Timing variance, Miscellaneous expense (\$2k), Committee member reimbursement (\$4k), Legal Services (\$6k), Consultants (\$4k), Reference material (\$2k), Subscriptions (\$4k), Council & Committee meeting (\$8k) and Catering and Hospitality (\$11k)
People & Performance	1,373,217	1,452,437	(79,220)	U	-6%	1,699,252	1,617,993	Unfavourable due to timing, Training course (\$42k), Subscriptions (\$13k) and Salaries and Wages (\$49k), Legal services (\$3k) offset by consultants (\$29k)
Total Expense - Corporate Services	13,041,767	12,900,442	141,325	F	1%	16,466,241	16,527,784	

Key Responsibility Area	YTD Revised Budget (\$)	YTD Actual (\$)	Variance (\$)	Var F/U	Var %	Revised Budget (\$)	Original Budget (\$)	<u>Variance Analysis & Commentary</u> <i>Significant Variances: \$10,000 or 10% the greater of</i>
Directorate - Development & Community Services								
Director of Development & Community Services	209,092	185,392	23,700	F	11%	303,752	350,090	Favourable due to timing, mainly in Consultants.
Community Development	3,079,962	3,100,405	(20,442)	U	-1%	3,815,691	3,884,449	Unfavourable due to timing, Assets purchase under \$5k (\$10k) and Consultants (\$6k). Permanent variance, Advertising (\$4k).
Collier Park Village	1,328,733	1,498,647	(169,914)	U	-13%	1,566,488	2,519,394	Provision for expenditure relating to the transfer of Collier Park Village
Library	2,300,374	2,309,265	(8,891)	U	0%	2,765,676	2,691,841	Insignificant Variance
Statutory Planning	2,088,097	2,066,409	21,688	F	1%	2,513,644	2,666,146	Lower due to timing, mainly in Salaries and Wages
Strategic Planning	604,384	601,792	2,592	F	0%	739,470	874,745	Insignificant Variance
Total Expense - Development & Community Services	9,610,643	9,761,909	(151,266)	U	-2%	11,704,720	12,986,665	
Directorate - Infrastructure Services								
Director Infrastructure Services	319,490	298,777	20,713	F	6%	406,876	514,482	Favourable due to timing, Consultants (\$40k), Training course (\$7k), Stationery and consumables (\$8k) offset by Salaries and wages (\$31k) and Miscellaneous expense (\$4k)
Assets and Infrastructure Support	782,545	764,476	18,069	F	2%	994,866	394,242	Lower due to timing, mainly in Salaries and Wages
Engineering	10,230,820	10,091,052	139,767	F	1%	13,108,031	12,790,190	Favourable due to timing, mainly in Salaries and Wages
Parks and Environment	12,464,694	12,626,103	(161,408)	U	-1%	15,193,028	14,600,230	Unfavourable, mainly permanent Electrical and services (\$104k), Garden maintenance (\$65k), Minor equipment (\$9k) offset by Lighting maintenance (\$16k) due to timing.
Waste, Fleet & Facilities	9,356,055	9,337,726	18,329	F	0%	11,920,291	11,903,677	Lower due to timing, Stationery and consumables (\$9k), R&M - tools (\$5k) and Maintenance (\$4k)
Total Expense - Infrastructure Services	33,153,604	33,118,135	35,470	F	0%	41,623,093	40,202,821	
Total Expenditure	56,240,204	56,194,748	45,456	F	0%	70,423,692	70,358,033	
Net Position	11,221,482	11,956,755	735,273	F	7%	755,820	(1,061,079)	

Key Responsibility Area	YTD Revised Budget (\$)	YTD Actual (\$)	Variance (\$)	Var F/U	Var %	Revised Budget (\$)	Original Budget (\$)	Variance Analysis & Commentary Significant Variances: \$10,000 or 10% the greater of
-------------------------	-------------------------	-----------------	---------------	---------	-------	---------------------	----------------------	---

2. Capital Revenue and Expenditure

Capital variance based on the subtotals contained in the f. Capital Revenue and Expenditure Report

CAPITAL REVENUE								
Park Operations	28,175	16,798	(11,377)	U	-40%	258,695	1,190,816	Variance due to timing. James Miller Oval - Floodlighting
Roads	1,420,909	1,213,782	(207,127)	U	-15%	1,842,079	1,215,829	Variance mainly due to recognition of Grant Revenue. Pether Road to Curtin Uni Cycle Link (\$139k) and Hayman Road-Douglas Ave/Lawler St Protected Bike Lane (\$21k). Offset by Civic Heart Streetscape Enhancement (\$167k), MRRG Angelo St - Forrest to Coode St (\$115k), Mends Street (Labouchere LILLO Intersection) (\$45k) and MRRG Manning Rd- Welwyn Ave to Canavan (\$39k)
Building Maintenance	-	-	-			300,000	-	
Artworks	-	37,000	37,000	F	100%	-	-	Cash-in-Lieu public art contribution.
Total Capital Revenue	1,449,084	1,267,580	(181,504)	U	-13%	2,400,775	2,406,645	

CAPITAL EXPENDITURE								
Drainage	255,000	326,079	(71,079)	U	-28%	430,000	915,000	Overspent timing variance. Ley-Downey (DWG-4302) (\$77k)
Pathways	661,238	576,940	84,298	F	13%	1,244,738	1,139,900	Variance due to timing. Pether Road to Curtin Uni Cycle Link (\$130k) and Hayman Road-Douglas Ave/Lawler St Protected Bike Lane (\$42k). Offset by Kent Street - Dick Perry to Bus Stop (\$132k), Amery Street - Baldwin St to Talbot (\$84k) and Slab Replacement Program (\$46k)
Roads	3,562,836	2,881,402	681,434	F	19%	4,602,978	3,958,749	Underspend due to timing. Underspent to date: SPF - Queen to SP Esplanade Road Rehab (\$252k), Kennard St - George St to Rathay St (\$150k), Monash St - Murray St to Blamey PI (\$138k), Lansdowne Rd - George St to Rathay St (\$130k), Godwin Avenue & Davilak Crescent (\$70k), Bland St - South Tce to Hobbs Ave (\$45k), MRRG Talbot Ave - Barker Ave to Saunders (\$38k) and Pether Road (Davilak to Goss) (\$38k). Offset by Todd Street - Murray St to Bland St (\$41k). Permanent variance Mill Point Close - Mill Pt Rd to Queen St (\$49k) at practical completion.
Buildings	692,092	822,050	(129,958)	U	-19%	2,596,448	2,606,000	Overspent due to timing. Operations Centre Office Refurbishment (\$61k), Air Conditioning Replace Program (\$59k), Asbestos Replacement Program (\$23k) and Electrical Switchboard Replace Program (\$11k). Offset by Old Mill - Education Centre - Office Cab (\$34k)
Lighting	80,084	52,663	27,421	F	34%	91,355	50,000	Variance due to timing. City wide solar light trial (\$18k) and James Miller Oval - Floodlighting (\$6k).
Security	133,000	58,955	74,045	F	56%	203,000	143,000	Underspent due to timing. GBLC CCTV Replacement & other areas (\$43k) and South Perth Library CCTV (\$30k).
Technology	39,000	-	39,000	F	100%	112,000	112,000	Underspent due to timing. Manning Hair Av (\$20k).
Artworks	15,000	-	15,000	F	100%	15,000	15,000	Underspent due to timing. Manning Library - Foyer & Entry Artwork (15k).
Land	415,000	413,006	1,994	F	0%	415,000	450,000	Insignificant Variance
Collier Park Golf Course	260,710	252,658	8,052	F	3%	370,710	160,000	Insignificant Variance
Collier Park Retirement Village (CPRV)	240,000	138,556	101,444	F	42%	535,500	535,500	Refurbishment underspend.
Plant and Fleet Management	490,240	722,073	(231,833)	U	-47%	876,360	1,110,000	Variance due to timing. Fleet replacement.
Foreshore & Natural Areas	139,828	131,419	8,409	F	6%	572,315	900,000	Insignificant Variance
Streetscapes	19,370	3,950	15,420	F	80%	197,170	180,300	Underspend: Civic Heart Streetscape Enhancement (\$15k).
Park and Reserves	802,881	875,643	(72,762)	U	-9%	2,126,430	1,705,000	Overspent due to timing. Bill Grayden Reserve - Park Upgrade (\$67k) and Furniture - Park Replacement (\$38k). Offset by KFF - North of Thelma Jetty Rehab (\$22k).
Waste Management	112,985	170,778	(57,793)	U	-51%	364,245	290,000	Underspend due to timing. Park Bin Enclosures (\$47k) and Recycling Centre Retention Wall and Hardstand (\$20k). Offset by Recycling Centre - Chutes (\$10k).

Key Responsibility Area	YTD Revised Budget (\$)	YTD Actual (\$)	Variance (\$)	Var F/U	Var %	Revised Budget (\$)	Original Budget (\$)	<i>Variance Analysis & Commentary</i> <i>Significant Variances: \$10,000 or 10% the greater of</i>
Local Road Traffic Management	280,679	303,375	(22,696)	U	-8%	489,679	430,000	Overspent due to timing. Low Cost Urban Road Safety 22/23 (\$36k) and LATM - Improvements (\$15k). Offset by underspend on Bus Shelter Replacement Program (\$10k), Black Spot - Canning Hwy Ryrie Ave (\$10k) and Henley Street Raised Priority Crossing Including Lighting (\$8k).
Parking Facilities	62,478	64,218	(1,740)	U	-3%	82,478	60,000	Insignificant Variance
Total Capital Expenditure	8,262,421	7,793,766	468,655	F	6%	15,325,406	14,760,449	
Net Position	(6,813,336)	(6,526,186)	287,150	F	4%	(12,924,631)	(12,353,804)	

City of South Perth 2023/2024 Capital Revenue and Expenditure Budget Versus Actual

30-April-2024

Key Responsibility Area	YTD Budget \$	YTD Actual \$	Variance \$	Var F/U	Var %	Revised Budget \$	Original Budget \$
CAPITAL REVENUE							
Park Operations	28,175	16,798	(11,377)	U	-40%	258,695	1,190,816
Roads	1,420,909	1,213,782	(207,127)	U	-15%	1,842,079	1,215,829
Artworks	-	37,000	37,000	F	-100%	-	-
Total Revenue	1,449,084	1,267,580	(181,504)	U	-13%	2,400,775	2,406,645
CAPITAL EXPENDITURE							
Drainage							
52 Ryrie Ave Flooding Mitigation	30,000	27,471	2,529	F	8%	30,000	30,000
53 Gardner St Flood Mitigation	-	-	-			-	50,000
Cygnia Cove Drainage Works	-	-	-			-	100,000
Dick Parry - Hayman Drainage Work	50,000	46,127	3,873	F	8%	50,000	50,000
KFF - Drainage Backflow Devices	-	-	-			-	85,000
Ley-Downey (DWG-4302)	175,000	252,481	(77,481)	U	-44%	350,000	600,000
Drainage	255,000	326,079	(71,079)	U	-28%	430,000	915,000
Pathways							
Amery Street - Baldwin St to Talbot	95,000	10,703	84,298	F	89%	95,000	95,000
Hayman Road-Douglas Ave/Lawler St Protected Bike Lane	-	41,530	(41,530)	U	-100%	50,000	50,000
Kent Street - Dick Perry to Bus Stop	140,000	8,175	131,825	F	94%	140,000	140,000
Pether Road to Curtin Uni Cycle Link	264,000	394,473	(130,473)	U	-49%	580,000	450,000
Redmond St Reserve Footpath	4,738	10,688	(5,950)	U	-126%	4,738	30,000
Slab Replacement Program	157,500	111,372	46,128	F	29%	375,000	374,900
Pathways	661,238	576,940	84,298	F	13%	1,244,738	1,139,900
Roads							
Bland St - South Tce to Hobbs Ave	49,929	5,312	44,617	F	89%	95,000	105,000
Cloister Avenue -Welwyn Ave to Marsh Ave	120,000	107,179	12,821	F	11%	120,000	120,000
Duckett Drive - Conochie Cr Resurfacing	-	5,313	(5,313)	U	-100%	355,000	355,000
Forward St - Canavan Cr to Goss Ave	85,146	87,953	(2,807)	U	-3%	85,146	85,000
Godwin Avenue & Davilak Crescent	670,000	600,011	69,989	F	10%	670,000	500,000
Kennard St - George St to Rathay St	155,000	5,450	149,550	F	96%	155,000	170,000
Lansdowne Rd - George St to Rathay St	135,000	5,366	129,634	F	96%	135,000	155,000
Mill Point Close -Mill Pt Rd to Queen St	5,000	164,101	(159,101)	U	-3182%	115,000	160,000
Monash St - Murray St to Blamey Pl	145,000	6,690	138,310	F	95%	275,000	275,000
MRRG Angelo St - Forrest to Coode St	500,000	498,341	1,659	F	0%	500,000	223,988
MRRG Douglas Ave - Shaftsbury to Canning	95,000	94,935	65	F	0%	95,000	81,602
MRRG Manning Rd- Welwyn Ave to Canavan	220,000	217,175	2,825	F	1%	220,000	135,095
MRRG Mill Point Rd - Mends St to Darley	235,000	224,530	10,470	F	4%	290,000	191,425
MRRG Talbot Ave - Barker Ave to Saunders	221,002	182,897	38,105	F	17%	236,002	171,639
Pether Road (Davilak to Goss)	340,000	301,815	38,185	F	11%	340,000	360,000
ROW 121 Davilak Edgcombe Clydesdale	131,830	135,942	(4,112)	U	-3%	131,830	100,000
Ryrie Avenue - Murray St to Bland St	120,000	114,161	5,839	F	5%	120,000	135,000
SPF - Queen to SP Esplanade Road Rehab	262,500	10,715	251,785	F	96%	525,000	495,000
Todd Street - Murray St to Bland St	72,429	113,518	(41,089)	U	-57%	140,000	140,000
Roads	3,562,836	2,881,402	681,434	F	19%	4,602,978	3,958,749

Key Responsibility Area	YTD Budget \$	YTD Actual \$	Variance \$	Var F/U	Var %	Revised Budget \$	Original Budget \$
Buildings							
Air Conditioning Replace Program	68,000	126,599	(58,599)	U	-86%	268,000	260,000
All Genders Changerooms and Sportslighting Project	-	-	-			300,000	-
Animal Care Facility - Holding Area Refurbishment	75,000	83,995	(8,995)	U	-12%	87,000	80,000
Asbestos Replacement Program	795	24,091	(23,296)	U	-2930%	30,000	30,000
Civic Centre - Security Gate & Fence Replacement	80,000	81,222	(1,222)	U	-2%	100,000	120,000
Comer - Public Toilets Upgrade Works	30,000	30,970	(970)	U	-3%	450,000	250,000
CPGC - Replace Switchboard	30,000	25,889	4,111	F	14%	30,000	100,000
Electrical Switchboard Replace Program	81,249	92,590	(11,341)	U	-14%	100,000	100,000
Foreshore Beach Change Room	39,000	36,634	2,366	F	6%	40,000	25,000
GB Rugby Pavilion - Light Heat Replacement	50,000	46,698	3,302	F	7%	50,000	50,000
George Burnett Park Pump Track	-	6,090	(6,090)	U	-100%	100,000	500,000
LED Light Replacement Program	30,000	31,060	(1,060)	U	-4%	30,000	30,000
Manning Seniors Gas Heater Replacement	40,000	35,388	4,612	F	12%	40,000	20,000
Old Mill - Education Centre - Office Cab	40,000	6,045	33,955	F	85%	40,000	40,000
Old Mill Perimeter Drain	15,000	11,685	3,315	F	22%	15,000	100,000
Operations Centre Office Refurbishment	52,000	113,209	(61,209)	U	-118%	100,000	100,000
Replace Access control system - various	-	2,030	(2,030)	U	-100%	71,000	100,000
Salter Point - Public Toilet Upgrade	42,000	42,908	(908)	U	-2%	486,400	380,000
South Perth Library Internal Fitout	-	-	-			100,000	100,000
South Perth Seniors Oven replacement	6,000	2,087	3,913	F	65%	6,000	6,000
South Perth Tennis Club - Design Retrofit UAT	-	-	-			15,000	15,000
SPF - Hurlingham Public Toilets	-	-	-			-	25,000
SPF - Public Toilets Narrows Pump Upgrade	-	-	-			-	100,000
SPF Coode Street Public Toilet	13,048	22,859	(9,811)	U	-75%	138,048	75,000
Buildings	692,092	822,050	(129,958)	U	-19%	2,596,448	2,606,000
Lighting							
Bill Grayden Reserve - Floodlighting	9,000	6,439	2,561	F	28%	9,000	-
City wide solar light trial	50,000	31,827	18,173	F	36%	50,000	50,000
James Miller Oval - Floodlighting	8,084	2,084	6,000	F	74%	19,355	-
SPF Coode Street - Bike Crossing Lights	13,000	12,313	687	F	5%	13,000	-
Lighting	80,084	52,663	27,421	F	34%	91,355	50,000
Security							
CCTV NVR hardware Replacement	-	-	-			70,000	70,000
GBLC CCTV Replacement & other areas	43,000	-	43,000	F	100%	43,000	43,000
Mobile CCTV Trailer Replacement	60,000	58,955	1,045	F	2%	60,000	-
South Perth Library CCTV	30,000	-	30,000	F	100%	30,000	30,000
Security	133,000	58,955	74,045	F	56%	203,000	143,000
Technology							
Council Chamber Live Streaming	-	-	-			55,000	55,000
Manning Hall AV	39,000	-	39,000	F	100%	39,000	39,000
Marlee Meeting Room AV	-	-	-			18,000	18,000
Technology	39,000	-	39,000	F	100%	112,000	112,000
Artworks							
Manning Library - Foyer & Entry Artwork	15,000	-	15,000	F	100%	15,000	15,000
Artworks	15,000	-	15,000	F	100%	15,000	15,000
Land							
Strategic Land Acquisition	415,000	413,006	1,994	F	0%	415,000	450,000
Land	415,000	413,006	1,994	F	0%	415,000	450,000
Collier Park Golf Course							
CPGC - Irrigation Upgrade	-	-	-			30,000	30,000
CPGC - Lake Fence Upgrade	57,000	56,458	542	F	1%	57,000	-
CPGC - Limestone / Lake Edge	50,000	42,490	7,510	F	15%	50,000	50,000
CPGC - Plant & Fleet	153,710	153,710	-			233,710	80,000
Collier Park Golf Course	260,710	252,658	8,052	F	3%	370,710	160,000
Collier Park Retirement Village (CPRV)							
CPV - Unit Refurbishment	240,000	138,556	101,444	F	42%	535,500	535,500
Collier Park Retirement Village (CPRV)	240,000	138,556	101,444	F	42%	535,500	535,500

Key Responsibility Area	YTD Budget \$	YTD Actual \$	Variance \$	Var F/U	Var %	Revised Budget \$	Original Budget \$
Plant and Fleet Management							
City of South Perth Plant & Fleet	490,240	722,073	(231,833)	U	-47%	776,360	1,010,000
Fleet Refurbishment - Heavy Plant	-	-	-			100,000	100,000
Plant and Fleet Management	490,240	722,073	(231,833)	U	-47%	876,360	1,110,000
Foreshore & Natural Areas							
Bridge Asset Renewal Program - SJMP	102,315	102,315	0	F	0%	102,315	100,000
Hurlingham - Living Stream	-	-	-			20,000	-
KFF - River Wall Refurbishment	-	-	-			50,000	50,000
SJMP Irrigation replacement	-	248	(248)	U	-100%	250,000	500,000
SPF - River Wall	15,513	15,513	(0)	U	0%	50,000	50,000
SPF NODE 2 - Coode St - Design	12,000	2,465	9,535	F	79%	50,000	150,000
SPF Scented Gardens Arbor Replacement	10,000	10,879	(879)	U	-9%	50,000	50,000
Foreshore & Natural Areas	139,828	131,419	8,409	F	6%	572,315	900,000
Streetscape							
Angelo Street Landscape	4,370	3,550	820	F	19%	16,870	-
Civic Heart Streetscape Enhancement	15,000	400	14,600	F	97%	180,300	180,300
Streetscape	19,370	3,950	15,420	F	80%	197,170	180,300
Parks and Reserves							
Axford Barker Reserve Playground Replacement	2,500	-	2,500	F	100%	2,500	-
Bill Grayden Reserve - Park Upgrade	150,000	216,871	(66,871)	U	-45%	350,000	350,000
Bill Grayden Reserve Playground Replacement	-	95	(95)	U	-100%	150,000	150,000
Bill McGrath Playground	-	531	(531)	U	-100%	230,000	230,000
Bore & Pump Replacement Program	70,000	60,248	9,752	F	14%	70,000	70,000
Como Beach / Multi Swing Park Playground	-	-	-			60,000	60,000
Como Bowling Club Synthetic Green Conversion Project	-	-	-			250,530	-
Electrical Asset Renewal Program	140,000	144,311	(4,311)	U	-3%	310,000	310,000
Furniture - Park Replacement	46,215	84,405	(38,190)	U	-83%	100,000	100,000
Godwin Avenue Sump Retrofit	160,000	159,965	35	F	0%	160,000	-
Irrigation Asset Replacement Program	140,766	138,675	2,091	F	1%	150,000	150,000
Isabella/Craigie Reserve Playground Replacement	8,400	3,448	4,953	F	59%	8,400	-
KFF - North of Thelma Jetty Rehab	50,000	27,578	22,422	F	45%	50,000	50,000
Nursery Irrigation Renewal Project	35,000	34,907	93	F	0%	35,000	35,000
Swanview Playground	-	4,611	(4,611)	U	-100%	200,000	200,000
Parks and Reserves	802,881	875,643	(72,762)	U	-9%	2,126,430	1,705,000
Waste Management							
Park Bin Enclosures	50,000	97,145	(47,145)	U	-94%	100,000	100,000
Recycling Centre - Chutes	24,273	14,953	9,320	F	38%	84,273	-
Recycling Centre Retention Wall and Hardstand	4,000	23,969	(19,969)	U	-499%	100,000	100,000
Waste - Plant & Fleet Replacement Program	34,712	34,712	1	F	0%	79,972	90,000
Waste Management	112,985	170,778	(57,793)	U	-51%	364,245	290,000
Local Traffic Management							
Black Spot - Canning Hwy Ryrie Ave	122,000	112,077	9,923	F	8%	122,000	100,000
Black Spot - Downey / Welwyn	679	-	679	F	100%	679	-
Black Spot - Saunders / Canning Hwy	14,000	13,994	6	F	0%	14,000	-
BlackSpot - Paterson Edgecumbe Street	38,000	39,489	(1,489)	U	-4%	38,000	50,000
Bus Shelter Replacement Program	10,000	-	10,000	F	100%	25,000	25,000
Henley Street Raised Priority Crossing Including Lighting	50,000	41,747	8,253	F	17%	100,000	100,000
LATM - Improvements	40,000	54,587	(14,587)	U	-36%	50,000	50,000
Low Cost Urban Road Safety 22/23	1,000	37,025	(36,025)	U	-3603%	35,000	-
Mends Street (Labouchere LILO Intersection)	-	-	-			55,000	55,000
South Perth Esplanade Lighting Crossing	5,000	4,455	545	F	11%	50,000	50,000
Local Traffic Management	280,679	303,375	(22,696)	U	-8%	489,679	430,000
Parking Facilities							
Forrest Street - York Street Parking Bays	62,478	64,218	(1,740)	U	-3%	62,478	40,000
Parking Management Devices	-	-	-			20,000	20,000
Parking Facilities	62,478	64,218	(1,740)	U	-3%	82,478	60,000
Total Expenditure	8,262,421	7,793,766	468,655	F	6%	15,325,406	14,760,449

**Statement of All Council Funds
30th April 2024**

Municipal Fund	34,083,163
Investments	32,633,522
Current Account at Bank	1,446,051
Cash on Hand	3,590
	<u>34,083,163</u>
Cash Backed Reserves	40,551,630
Employee Entitlement Reserve	4,979,365
Community Facilities Reserve	11,588,493
Underground Power Reserve	128,068
Parking Reserve	185,373
Riverwall Reserve	475,357
Public Art Reserve	403,429
Recreation Aquatic Facilities Reserve	5,997,934
Collier Park Residents Offset Reserve	13,214,482
Waste Management Reserve	3,514,813
Collier Park Village Reserve	-
Collier Park Golf Course Reserve	64,317
	<u>40,551,630</u>
Reserves represented by:	
Investments	39,550,215
Accrued Interest	1,001,415
	<u>40,551,629</u>
TOTAL COUNCIL FUNDS	<u>74,634,793</u>

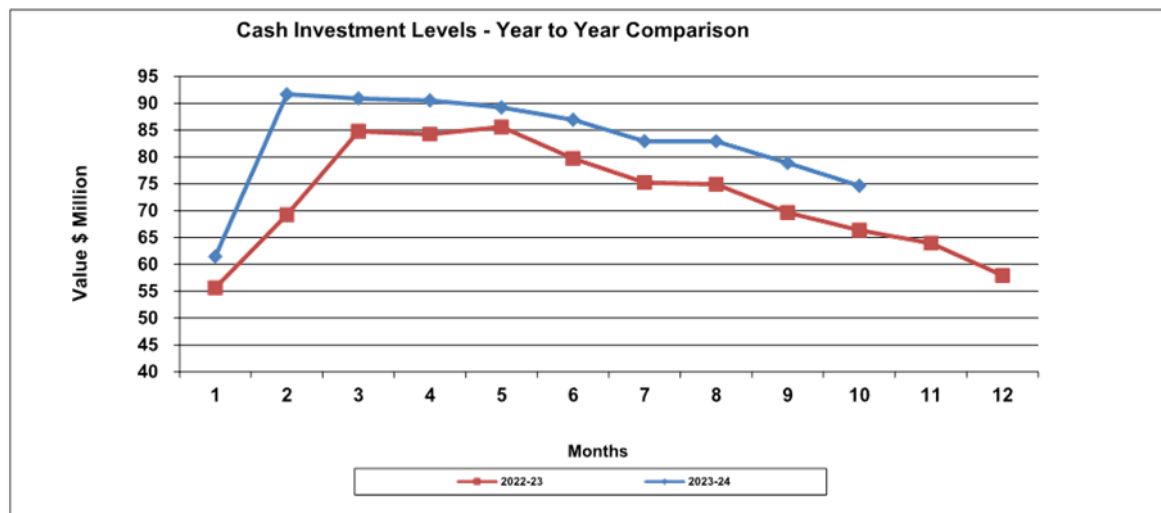
Summary of Cash Investments
30th April 2024

Investments and Cash - Disclosed by Fund	\$	%
Municipal	34,083,163	45.67%
Reserves	40,551,630	54.33%
	74,634,793	100.00%

Investments - Disclosed by Financial Institution	Non-Fossil Fuel %	S&P Credit Ratings (Short Term)	\$	%
Commonwealth Bank (Fossil Fuel)*		A-1+	17,292,487	23.96%
Westpac Banking Corporation (Fossil Fuel)		A-1+	17,393,579	24.10%
Suncorp Metway Bank (Non-Fossil Fuel)	19.52%	A-1	14,089,636	19.52%
National Australia Bank (Fossil Fuel)		A-1+	10,926,764	15.14%
Bank of Queensland (Non-Fossil Fuel)	17.29%	A-2	12,481,271	17.29%
	36.81%		72,183,737	100.00%
Current Bank Accounts and accrued interest			2,451,056	
			74,634,792	

Interest Earned on Investments for Year to Date	30th April 2024	30th April 2023
Municipal Fund	1,854,962	888,103
Reserves	1,547,525	1,265,136
	3,402,487	2,153,239

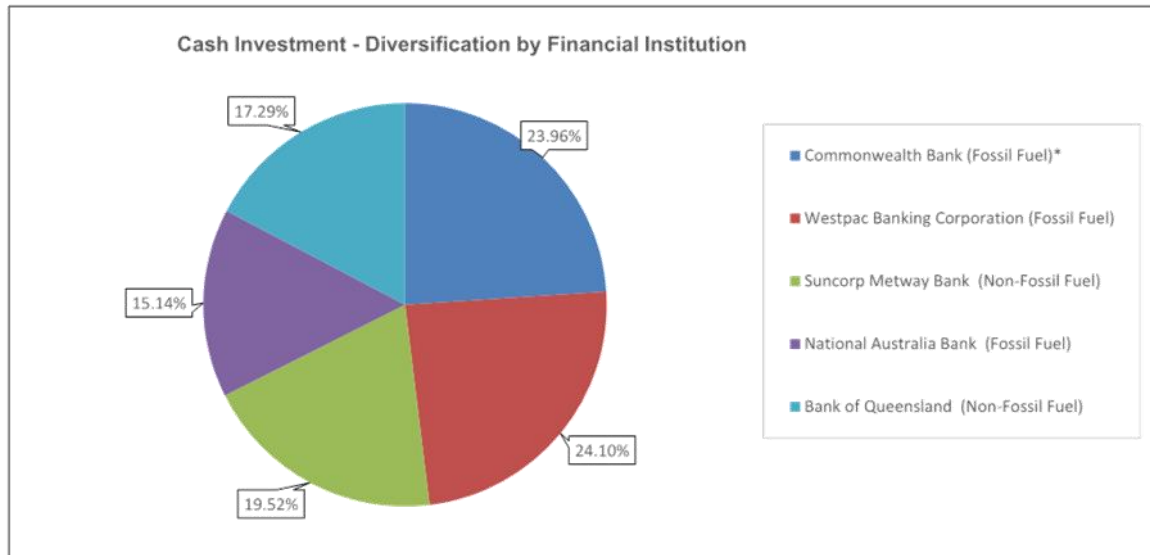
The anticipated weighted average yield on funds currently invested is 5.34%



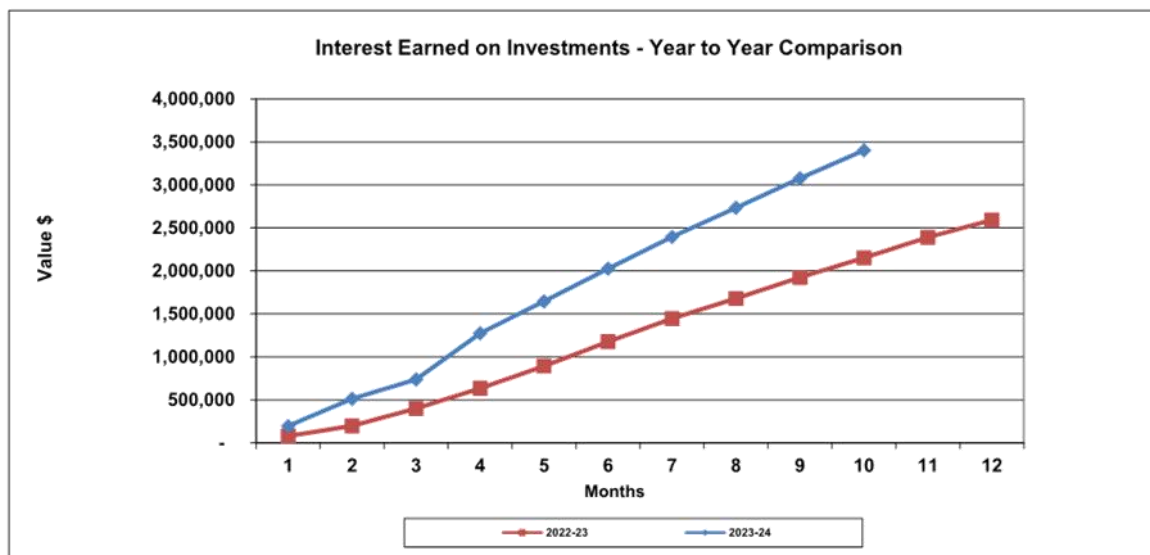
SUMMARY OF CASH INVESTMENTS

30th April 2024

Investments - Disclosed by Institution



Interest Earned on Investments



Statement of Major Debtor Categories
30th April 2024

Rates Debtors Outstanding

	30th April 2024	30th April 2023
Outstanding - Current Year & Arrears	4,424,947	3,856,785
Pensioner Deferrals	645,874	729,918
	5,070,821	4,586,703

Rates Outstanding as a percentage of Rates Levied

Percentage of Rates Uncollected at Month End	9.80%	9.43%
--	--------------	--------------

