

ATTACHMENTS

Ordinary Council Meeting

23 April 2024

Part 2 – 10.4.1, 10.4.2 and 10.4.3

ATTACHMENTS TO AGENDA ITEMS

Ordinary Council Meeting - 23 April 2024

Contents

10.4.1 LISTING OF PAYMENTS MARCH 2024

| | | |
|-----------------|--------------------------------|---|
| Attachment (a): | Listing of Payments March 2024 | 3 |
|-----------------|--------------------------------|---|

10.4.2 MONTHLY FINANCIAL STATEMENTS MARCH 2024

| | | |
|-----------------|--------------------------------------|----|
| Attachment (a): | Statement of Financial Position | 16 |
| Attachment (b): | Statement of Change in Equity | 17 |
| Attachment (c): | Statement of Financial Activity | 18 |
| Attachment (d): | Operating Revenue and Expenditure | 19 |
| Attachment (e): | Significant Variance Analysis | 23 |
| Attachment (f): | Capital Revenue and Expenditure | 25 |
| Attachment (g): | Statement of Council Funds | 28 |
| Attachment (h): | Summary of Cash Investments | 29 |
| Attachment (i): | Statement of Major Debtor Categories | 31 |

10.4.3 STRATEGIC COMMUNITY PLAN - MINOR REVIEW

| | | |
|-----------------|--|----|
| Attachment (a): | Strategic Community Plan 2021 - 2031 - Reviewed March 2024 | 32 |
|-----------------|--|----|

Payment Listing March 2024

This schedule of accounts to be passed for payments covering the following:



AMOUNT (\$)

ELECTRONIC PAYMENTS

| | | |
|---|-----|---------------------|
| Electronic payments to creditors | 441 | 6,283,034.88 |
| Less: Cancelled EFT transactions | | 0.00 |
| Total Electronic Payments to Creditors | | 6,283,034.88 |

CHEQUE PAYMENTS

| | | |
|---|---|-----------------|
| Cheque payments to creditors | 3 | 3,177.90 |
| Less: Cancelled cheque transactions | | 0.00 |
| Total Cheque Payments to Creditors | | 3,177.90 |

| | | |
|--|------------|---------------------|
| Total monthly payments to creditors | 444 | 6,286,212.78 |
|--|------------|---------------------|

| | | |
|--|----|-------------------|
| EFT payments to non creditors | 71 | 256,184.24 |
| Cheque payments to non creditors | 27 | 17,874.78 |
| Total payments to non creditors | | 274,059.02 |

| | | |
|--|------------|---------------------|
| Total EFT & Cheque payments | 542 | 6,560,271.80 |
|--|------------|---------------------|

| | | |
|----------------------|----|-----------|
| Credit Card Payments | 86 | 23,151.84 |
|----------------------|----|-----------|

| | | |
|---------------------|----|----------|
| Fleet Card Payments | 35 | 2,542.92 |
|---------------------|----|----------|

| | | |
|-----------------------------|------------|---------------------|
| Total March Payments | 663 | 6,585,966.56 |
|-----------------------------|------------|---------------------|

Payment Listing

EFT Payments

| Reference | Date | Payee | Description | Amount (\$) |
|-----------|------------|---|---------------------------------|--------------|
| 12091094 | 28/03/2024 | Department Of Fire & Emergency Services | ESL 2023/24 Q3 | 2,472,593.56 |
| 11251416 | 14/03/2024 | Cleanaway | Waste service | 377,357.46 |
| 12235977 | 22/03/2024 | SuperChoice Services Pty Ltd | Employer Superannuation | 301,290.27 |
| 12385232 | 22/03/2024 | Deputy Commissioner of Taxation | PAYG | 254,439.00 |
| 10000407 | 8/03/2024 | Deputy Commissioner of Taxation | PAYG | 200,601.00 |
| 11251416 | 14/03/2024 | Asphaltech | Curtin Uni Cycle Link | 162,481.77 |
| 1128299 | 7/03/2024 | Office of the Auditor General | Audit fees | 104,500.00 |
| 1128299 | 7/03/2024 | Aquamonix | Comms Packs Cellular 4G Various | 100,327.70 |
| 13495535 | 21/03/2024 | Wembley Cement Industry | Drainage works materials | 73,979.40 |
| 15004804 | 26/03/2024 | Western Aust Treasury Corp | Loan repayments | 66,576.63 |
| 13495535 | 21/03/2024 | JBA Surveys | Survey services - various | 57,200.00 |
| 12091094 | 28/03/2024 | ACE+ | Plumbing services - various | 55,060.03 |
| 1128299 | 7/03/2024 | ACEAM Pty Ltd | Building Performance Audit | 51,628.50 |
| 11251416 | 14/03/2024 | ABM Landscaping | Landscaping services - various | 48,324.73 |
| 1128299 | 7/03/2024 | Classic Tree Services | Tree pruning services - various | 44,586.41 |
| 13495535 | 21/03/2024 | Surun Services Pty Ltd | Electrical services | 44,566.92 |
| 13495535 | 21/03/2024 | Synergy | Electricity usage | 43,548.82 |
| 11251416 | 14/03/2024 | Axiis Contracting Pty Ltd | Kerb works-Bessell Ave | 41,446.27 |
| 11251416 | 14/03/2024 | Technology One Ltd | Rates PM services, AMS program | 40,336.48 |
| 12091094 | 28/03/2024 | Classic Tree Services | Tree pruning services - various | 39,445.65 |
| 13495535 | 21/03/2024 | EV Charging Systems | EV charging stations | 36,157.55 |
| 1128299 | 7/03/2024 | Enviro Sweep | Street Sweeping-Variou | 35,839.42 |
| 12091094 | 28/03/2024 | Surun Services Pty Ltd | Electrical services | 35,685.46 |
| 11251416 | 14/03/2024 | Synergy | Electricity usage | 31,777.47 |

| Reference | Date | Payee | Description | Amount (\$) |
|-----------|------------|--|--------------------------------------|-------------|
| 11251416 | 14/03/2024 | Classic Tree Services | Tree pruning services - various | 29,944.80 |
| 11251416 | 14/03/2024 | Programmed Property Services | Sportsground maintenance | 28,201.14 |
| 12091094 | 28/03/2024 | Programmed Property Services | Sportsground maintenance | 28,201.14 |
| 12091094 | 28/03/2024 | MMM WA Pty Ltd | Tree watering, mulching, tree maint. | 27,661.98 |
| 11251416 | 14/03/2024 | MMM WA Pty Ltd | Dick Perry Drainage works | 27,079.94 |
| 1128299 | 7/03/2024 | Paxon Group | Audit services | 25,740.00 |
| 11251416 | 14/03/2024 | Water Corporation | Water charges | 25,720.76 |
| 16034432 | 15/03/2024 | Building Commission | BS Levies Feb24 | 25,481.88 |
| 12091094 | 28/03/2024 | Mayor Greg Milner | Meeting attendance fees | 25,347.16 |
| 12091094 | 28/03/2024 | Wembley Cement Industry | Drainage works materials | 24,334.87 |
| 1128299 | 7/03/2024 | Phase 1 Audio | Event setup SJMP | 22,103.40 |
| 11251416 | 14/03/2024 | Bunyip Contracting Pty Ltd | Landscape maintenance - various | 21,919.32 |
| 11251416 | 14/03/2024 | Constructive Project Solutions Pty Ltd | PM Services for Road Rehab works | 21,441.80 |
| 1128299 | 7/03/2024 | Jardine Lloyd Thompson Pty Ltd | Strategic OSH Contract | 21,405.99 |
| 11251416 | 14/03/2024 | BCITF | BCITF Levies Feb24 | 19,030.88 |
| 12091094 | 28/03/2024 | ACEAM Pty Ltd | Building Performance Audit | 18,810.00 |
| 11251416 | 14/03/2024 | Uniting Global Pty Ltd | Cleaning service - various | 18,797.29 |
| 11251416 | 14/03/2024 | Brightmark Group Pty Ltd | Cleaning Services | 18,780.48 |
| 15004804 | 26/03/2024 | Perth Zoo | Card & coin machine takings Feb24 | 17,384.35 |
| 13495535 | 21/03/2024 | Sense-IT Recruitment Solutions Pty Ltd | Recruitment services | 16,777.35 |
| 11594718 | 8/03/2024 | RA Venues | WHS Conference | 16,000.00 |
| 12091094 | 28/03/2024 | Synergy | Electricity usage | 15,795.91 |
| 12091094 | 28/03/2024 | Carringtons Traffic Services | Traffic mgmt - various | 15,111.51 |
| 11251416 | 14/03/2024 | Sifting Sands | Sand cleaning-playground | 15,017.43 |
| 1128299 | 7/03/2024 | ABM Landscaping | Landscaping services - various | 14,695.45 |
| 1128299 | 7/03/2024 | Uniting Global Pty Ltd | Cleaning service - various | 14,433.80 |
| 1128299 | 7/03/2024 | Ecojobs | Contract staff | 14,300.45 |
| 13495535 | 21/03/2024 | Yidarra Group Pty Ltd | Concrete - Mill Point Rd | 14,025.00 |
| 1128299 | 7/03/2024 | Surun Services Pty Ltd | Electrical services | 13,610.72 |
| 1128299 | 7/03/2024 | Infinity Training Australia | Cert IV in leadership & mgmt | 13,475.00 |
| 13495535 | 21/03/2024 | Adecco Australia Pty Ltd | Contract Staff | 13,219.13 |
| 1128299 | 7/03/2024 | Greenway Turf Solutions Pty Ltd | Turf supplies | 13,068.00 |
| 12091094 | 28/03/2024 | Great Southern Fuel Supplies | Fuel | 12,864.66 |
| 11251416 | 14/03/2024 | LA Property Solutions | Fencing at Civic Centre | 12,507.00 |
| 11251416 | 14/03/2024 | Lobel Group Pty Ltd | Event setup-Sounds in the Park | 12,495.34 |
| 12091094 | 28/03/2024 | Indigo Bay Catering & Events | Catering | 12,467.11 |
| 13495535 | 21/03/2024 | Jackson McDonald Lawyers | Legal services | 12,335.62 |
| 1128299 | 7/03/2024 | Arbor Centre | Remedial Canopy-Forrest St | 12,155.00 |
| 13495535 | 21/03/2024 | Definet Pty Ltd | Consulting service | 12,108.25 |
| 12091094 | 28/03/2024 | Cr Bronwyn Waugh | Meeting attendance fees | 11,037.19 |
| 11251416 | 14/03/2024 | OBAN Group Pty Ltd | Building works - various | 10,964.53 |
| 11251416 | 14/03/2024 | Great Southern Fuel Supplies | Fuel | 10,792.03 |
| 1128299 | 7/03/2024 | Perth Security Services | Security services - various | 10,678.42 |
| 12091094 | 28/03/2024 | LO-GO Appointments WA | Contract Staff | 10,434.89 |
| 12091094 | 28/03/2024 | Woodlands Distributors Agencies | Install Pet friendly drink stations | 10,428.00 |
| 11251416 | 14/03/2024 | Instant Products Hire | Chemical Toilet hire | 10,048.76 |
| 12091094 | 28/03/2024 | Select Music Agency | Event performance fee | 10,000.00 |
| 11251416 | 14/03/2024 | Verlek | Electrical works CPV | 9,955.00 |
| 1128299 | 7/03/2024 | Adecco Australia Pty Ltd | Contract Staff | 9,794.97 |
| 11251416 | 14/03/2024 | Setonix Digital Pty Ltd | PM Services | 9,365.13 |
| 11251416 | 14/03/2024 | ArborCarbon Pty Ltd | Processing Tree canopy data | 9,062.63 |
| 1128299 | 7/03/2024 | All Fence U Rent | Fence rental | 9,022.48 |
| 11251416 | 14/03/2024 | Australian Parking & Revenue Control | Ticket machine charges | 8,702.40 |
| 12091094 | 28/03/2024 | AGS Metalwork | Gully grates & Frames | 8,360.00 |
| 11251416 | 14/03/2024 | Zipform Pty Ltd | 4th instalments Rates notice | 8,329.92 |
| 13495535 | 21/03/2024 | Hays Specialist Recruitment(Aust) P/L | Contract Staff | 8,306.42 |
| 1128299 | 7/03/2024 | Crayon | IT servcies - various | 8,273.30 |
| 13495535 | 21/03/2024 | Curtin University | Scholarships program | 8,250.00 |
| 13495535 | 21/03/2024 | Carringtons Traffic Services | Traffic mgmt - various | 8,028.66 |
| 11251416 | 14/03/2024 | Menopause Friendly Australia | Membership fees | 7,260.00 |

| Reference | Date | Payee | Description | Amount (\$) |
|-----------|------------|---|-----------------------------------|-------------|
| 1128299 | 7/03/2024 | Modus Property | Maintenance works - various | 7,176.80 |
| 1128299 | 7/03/2024 | Precise Air Group Pty Ltd | Aircon service | 7,097.59 |
| 12091094 | 28/03/2024 | Adecco Australia Pty Ltd | Contract Staff | 6,990.13 |
| 12091094 | 28/03/2024 | Cr G Cridland | Meeting attendance fees | 6,917.50 |
| 12091094 | 28/03/2024 | Cr Blake D'Souza | Meeting Attendance fees | 6,917.50 |
| 12091094 | 28/03/2024 | Cr Brender-A-Brandis | Meeting Attendance fees | 6,917.50 |
| 12091094 | 28/03/2024 | Cr Mary E Choy | Meeting Attendance fees | 6,917.50 |
| 12091094 | 28/03/2024 | Cr Jennifer Nevard | Meeting Attendance fees | 6,917.50 |
| 12091094 | 28/03/2024 | Cr Hayley Prendiville | Meeting attendance fees | 6,917.50 |
| 12091094 | 28/03/2024 | Cr Nicholas P Coveney | Meeting attendance fees | 6,917.50 |
| 12091094 | 28/03/2024 | State Wide Turf Services | Turf maintenance | 6,858.50 |
| 1128299 | 7/03/2024 | Hays Specialist Recruitment(Aust) P/L | Contract Staff | 6,660.22 |
| 11251416 | 14/03/2024 | Keynote Entertainment Pty Ltd | Presenter fee | 6,600.00 |
| 11251416 | 14/03/2024 | Optus Billing Services Pty Ltd | Phone charges 12/1/24-11/2/24 | 6,574.58 |
| 1128299 | 7/03/2024 | Redhawk Investments Pty Ltd | Engineering works - various | 6,542.25 |
| 11251416 | 14/03/2024 | Dataline Visual Link Pty Ltd | Camera works at Mindeerup | 6,385.37 |
| 13495535 | 21/03/2024 | Kyocera | Photocopy charges | 6,291.53 |
| 11251416 | 14/03/2024 | Hare & Forbes Pty Ltd | Workshop compressor | 6,247.00 |
| 13495535 | 21/03/2024 | Department Of Planning Lands and Heritage | DAP Fee 78 Ryrie Ave/38 Murray | 6,003.00 |
| 12091094 | 28/03/2024 | Technology One Ltd | AMS Program 1/4-30/4/24 | 5,985.68 |
| 13495535 | 21/03/2024 | JB Hi-Fi | Equipment | 5,960.00 |
| 1128299 | 7/03/2024 | Sense-IT Recruitment Solutions Pty Ltd | Contract Staff | 5,793.16 |
| 13495535 | 21/03/2024 | Alinta | Gas usage | 5,720.60 |
| 13495535 | 21/03/2024 | Ngala - Boodja Aboriginal Landcare Ltd | Landscape maintenance | 5,646.95 |
| 11251416 | 14/03/2024 | Adecco Australia Pty Ltd | Contract Staff | 5,618.28 |
| 12091094 | 28/03/2024 | Ngala - Boodja Aboriginal Landcare Ltd | Landscape maintenance | 5,568.20 |
| 13495535 | 21/03/2024 | South Perth Rugby League Club | Community Funding Grant | 5,500.00 |
| 12091094 | 28/03/2024 | C & T Reticulation | Retic Repairs | 5,445.00 |
| 12091094 | 28/03/2024 | Precise Air Group Pty Ltd | Aircon maintenance | 5,441.71 |
| 1128299 | 7/03/2024 | South Perth Rugby League Club | Insurance Reimbursement | 5,411.74 |
| 13495535 | 21/03/2024 | Bunyip Contracting Pty Ltd | Landscape maintenance-EJ Reserve | 5,352.00 |
| 11251416 | 14/03/2024 | Safety Barriers WA Pty Ltd | Repairs Thelma St & Hayman Road | 5,330.71 |
| 13495535 | 21/03/2024 | South Perth Bowling Club | Card & coin machine takings Feb24 | 5,269.03 |
| 12091094 | 28/03/2024 | Freo Fire Maintenance Services Pty Ltd | Service charges | 5,138.27 |
| 11251416 | 14/03/2024 | Australia Post Civic Centre | Postal charges | 5,083.57 |
| 11251416 | 14/03/2024 | AE Hoskins Building Services | Electrical works CPV | 5,007.56 |
| 12091094 | 28/03/2024 | Axiis Contracting Pty Ltd | Works at Coode St | 5,006.32 |
| 13495535 | 21/03/2024 | City of Perth | CLAG Funding | 4,920.04 |
| 13495535 | 21/03/2024 | TPG Network Pty Ltd | IT services | 4,915.90 |
| 112124641 | 22/03/2024 | Department of Premier and Cabinet | Local Planning Scheme 7 | 4,791.30 |
| 13495535 | 21/03/2024 | Greenway Turf Solutions Pty Ltd | Turf maintenance supplies | 4,730.00 |
| 11251416 | 14/03/2024 | Michael Fisher | 1System PM | 4,690.00 |
| 1128299 | 7/03/2024 | GAF Traffic | Traffic mgmt | 4,606.25 |
| 13495535 | 21/03/2024 | Great Southern Fuel Supplies | Fuel | 4,584.99 |
| 11251416 | 14/03/2024 | Carringtons Traffic Services | Traffic mgmt - various | 4,439.73 |
| 11251416 | 14/03/2024 | BBC Entertainment | Keynote speaker fees-Conference | 4,400.00 |
| 12091094 | 28/03/2024 | Procrack Seal | Path repairs | 4,400.00 |
| 12091094 | 28/03/2024 | Paxon Group | Review & Finalise Audit Report | 4,400.00 |
| 13495535 | 21/03/2024 | McLeods Barristers & Solicitors | Legal services | 4,377.25 |
| 1128299 | 7/03/2024 | The Pressure King | Pressure Cleaning | 4,288.90 |
| 13495535 | 21/03/2024 | Lobel Group Pty Ltd | Event set up-Aust Day 2024 | 4,246.44 |
| 1128299 | 7/03/2024 | Statewide Line Marking | Line Marking-South Perth Depot | 4,154.48 |
| 13495535 | 21/03/2024 | Prestige Alarms | Service call to security alarms | 4,026.00 |
| 1128299 | 7/03/2024 | Nuturf | Landscape maintenance CPGC | 4,015.00 |
| 1128299 | 7/03/2024 | Maxima Tempskill | Contract Staff | 3,997.40 |
| 12091094 | 28/03/2024 | Fast Track Approvals Pty Ltd | Building Surveying services | 3,971.00 |
| 1128299 | 7/03/2024 | Swan Event Hire | Event Setup-Sounds in the Park | 3,958.05 |
| 12091094 | 28/03/2024 | OBAN Group Pty Ltd | Building works - various | 3,947.94 |
| 12091094 | 28/03/2024 | Leica Microsystems Pty Ltd | Supplies for Environmental Health | 3,888.17 |
| 13495535 | 21/03/2024 | WC Convenience Management Pty Ltd | Maintenance & Cleaning | 3,857.48 |

| Reference | Date | Payee | Description | Amount (\$) |
|-----------|------------|---|-----------------------------------|-------------|
| 1128299 | 7/03/2024 | Datacom Solutions (AU) Pty Ltd | SaaS monthly fees Feb24 | 3,852.10 |
| 12091094 | 28/03/2024 | Datacom Solutions (AU) Pty Ltd | SaaS monthly charge | 3,852.10 |
| 12091094 | 28/03/2024 | Sarah M Blake Pty Ltd | Staff training | 3,850.00 |
| 11251416 | 14/03/2024 | Hydroquip Pumps and Irrigation Pty Ltd | Repairs to bore pump | 3,848.90 |
| 11251416 | 14/03/2024 | Telstra Ltd - 1550373400 CPV | Phone/data charges | 3,841.37 |
| 12091094 | 28/03/2024 | Swan Event Hire | Event hire-Sounds of Bunuru | 3,825.90 |
| 11251416 | 14/03/2024 | Maxima Tempskill | Contract staff | 3,577.59 |
| 13495535 | 21/03/2024 | Resource Recovery Group | Green Waste removal | 3,510.10 |
| 1128299 | 7/03/2024 | Eclipse Soils Pty Ltd | Landscape maintenance supply | 3,498.00 |
| 11251416 | 14/03/2024 | Marindust Sales | Supply & Install ground tubes | 3,443.00 |
| 11251416 | 14/03/2024 | Cyclus Pty Ltd | Event set up | 3,375.35 |
| 11251416 | 14/03/2024 | Seek Limited | Advertisement package | 3,240.99 |
| 12091094 | 28/03/2024 | JB Hi-Fi | IT equipment | 3,236.80 |
| 13495535 | 21/03/2024 | Estrat | IT system & support maintenance | 3,190.00 |
| 13495535 | 21/03/2024 | UCI | Manning Library furniture removal | 3,168.00 |
| 12091094 | 28/03/2024 | Data#3 Limited | Azure Overage charges | 3,122.31 |
| 11251416 | 14/03/2024 | Elect Comfort Solutions | Install new aircon - CCR office | 3,091.17 |
| 13495535 | 21/03/2024 | Green Workz Pty Ltd | Supplies for CPGC | 3,088.80 |
| 1128299 | 7/03/2024 | Fast Track Approvals Pty Ltd | Building Surveying services | 3,082.75 |
| 1128299 | 7/03/2024 | Total Packaging | Doggy Poo bags | 3,080.00 |
| 12091094 | 28/03/2024 | Occuhealth Pty Ltd | Reporting on Samples | 3,080.00 |
| 11251416 | 14/03/2024 | Ecojobs | Contract Staff | 3,071.22 |
| 13495535 | 21/03/2024 | EEO Specialists Pty Ltd | EEO Training | 3,025.00 |
| 12091094 | 28/03/2024 | Southern Cross Austereo | Radio ads | 2,983.20 |
| 1128299 | 7/03/2024 | The Customer Connection | VoC for Requests | 2,970.00 |
| 12091094 | 28/03/2024 | Optus MS Teams | Phone charges 1/2/24-29/2/24 | 2,887.38 |
| 11251416 | 14/03/2024 | Hays Specialist Recruitment(Aust) P/L | Contract Staff | 2,836.04 |
| 12091094 | 28/03/2024 | Rent A Fence Pty Ltd | Fence rentals | 2,833.38 |
| 12091094 | 28/03/2024 | Hays Specialist Recruitment(Aust) P/L | Contract Staff | 2,812.50 |
| 13495535 | 21/03/2024 | Optus MS Teams | Phone charges 1/1/24-31/1/24 | 2,781.55 |
| 11251416 | 14/03/2024 | T-Quip | Equipment | 2,723.60 |
| 12091094 | 28/03/2024 | Aquamonix | Lockhart Flowmeter | 2,689.50 |
| 1128299 | 7/03/2024 | Landmark Engineering & Design | Install Riverside seat | 2,624.60 |
| 1128299 | 7/03/2024 | ALS Library Services Pty Ltd | Library supplies | 2,616.41 |
| 12091094 | 28/03/2024 | Petro Industrial | CPGC ipetro upgrade | 2,563.00 |
| 12091094 | 28/03/2024 | Ecojobs | Contract staff | 2,559.35 |
| 12091094 | 28/03/2024 | ALS Library Services Pty Ltd | Library supplies | 2,520.71 |
| 1128299 | 7/03/2024 | Rotorwest Pty Ltd T/A Heliwest | Mosquito Treatment | 2,502.50 |
| 11251416 | 14/03/2024 | Kelyn Training Services | Staff Training course | 2,420.00 |
| 12091094 | 28/03/2024 | Burson Automotive Pty Ltd | Auto parts | 2,415.61 |
| 11251416 | 14/03/2024 | Angie Colman | Event performance fee | 2,400.00 |
| 12091094 | 28/03/2024 | Myaree Crane Hire | Unload concrete culverts | 2,359.28 |
| 1128299 | 7/03/2024 | Acurix Networks | IT services | 2,341.90 |
| 11251416 | 14/03/2024 | McLeods Barristers & Solicitors | Legal services | 2,303.40 |
| 13495535 | 21/03/2024 | Myaree Crane Hire | Crane hire | 2,265.12 |
| 13495535 | 21/03/2024 | Blue Force Pty Ltd | Resident monitoring CPV | 2,261.97 |
| 1128299 | 7/03/2024 | Brightmark Group Pty Ltd | Cleaning Service | 2,240.70 |
| 1128299 | 7/03/2024 | Sarah M Blake Pty Ltd | Mentoring & supervision | 2,200.00 |
| 12091094 | 28/03/2024 | Wanjoo Pty Ltd | Event performance fee | 2,200.00 |
| 13495535 | 21/03/2024 | Perth Security Services | Security services - various | 2,182.93 |
| 13495535 | 21/03/2024 | Redhawk Investments Pty Ltd | Engineering works - various | 2,178.00 |
| 12091094 | 28/03/2024 | WA Local Government Association | Staff workshop | 2,178.00 |
| 13495535 | 21/03/2024 | SJC Building Group | Security door | 2,055.90 |
| 11251416 | 14/03/2024 | Department Of Transport-Vehicle Search fees | Vehicle search fees | 2,015.20 |
| 1128299 | 7/03/2024 | T-Quip | Equipment | 1,981.75 |
| 13495535 | 21/03/2024 | T-Quip | Equipment | 1,928.25 |
| 13495535 | 21/03/2024 | LO-GO Appointments WA | Contract Staff | 1,910.02 |
| 12091094 | 28/03/2024 | Prestige Alarms | Service call | 1,897.50 |
| 09362117 | 7/03/2024 | Easi Salary | Novated Lease Pre Tax | 1,896.59 |
| 12235977 | 22/03/2024 | Easi Salary | Novated Lease Pre Tax | 1,896.59 |

| Reference | Date | Payee | Description | Amount (\$) |
|-----------|------------|--|--------------------------------------|-------------|
| 11251416 | 14/03/2024 | Auslan (WA) Pty Ltd | Interpreter Service | 1,895.82 |
| 1128299 | 7/03/2024 | Schindler Lifts Australia Pty Ltd | Lift service | 1,823.24 |
| 11251416 | 14/03/2024 | Corsign WA Pty Ltd | Signage services | 1,815.00 |
| 12091094 | 28/03/2024 | Statewide Line Marking | Line Marking-Variou | 1,815.00 |
| 12091094 | 28/03/2024 | Bunyip Contracting Pty Ltd | Tree Fall cleanup | 1,784.00 |
| 13495535 | 21/03/2024 | The Customer Connection | VoC for requests | 1,760.00 |
| 11251416 | 14/03/2024 | Flick Aticimex Pty Ltd | Sanitation service | 1,743.19 |
| 13495535 | 21/03/2024 | Freo Fire Maintenance Services Pty Ltd | Service charges | 1,696.92 |
| 1128299 | 7/03/2024 | Eastern Metropolitan Regional Council | Mattress Recycling | 1,680.00 |
| 13495535 | 21/03/2024 | Cascada Group | Drainage works-Ley&Downey | 1,669.80 |
| 1128299 | 7/03/2024 | StrataGreen | Supplies | 1,651.82 |
| 11251416 | 14/03/2024 | Syrinx Environmental Pty Ltd | Maintenance & Weed Control | 1,650.00 |
| 12091094 | 28/03/2024 | Kompan Playscape P/L | Playground parts | 1,643.95 |
| 1128299 | 7/03/2024 | Department Of Planning Lands and Heritage | Document prep fee | 1,630.00 |
| 1128299 | 7/03/2024 | Omnicom Media Group Australia Pty Ltd | Public notices | 1,592.30 |
| 13495535 | 21/03/2024 | Classic Tree Services | Tree pruning services - various | 1,592.25 |
| 13495535 | 21/03/2024 | Janissen Electrics | Electrical works at SP Esplanade | 1,581.37 |
| 1128299 | 7/03/2024 | PLE Computers Pty Ltd | IT Supplies | 1,577.00 |
| 13495535 | 21/03/2024 | Chair Guru | Office Furniture | 1,574.10 |
| 13495535 | 21/03/2024 | Connect Call Centre Services | After hours calls | 1,568.72 |
| 12091094 | 28/03/2024 | Total Packaging | Doggy dumpage disposable units | 1,540.00 |
| 13495535 | 21/03/2024 | Ecojobs | Contract Staff | 1,503.70 |
| 12091094 | 28/03/2024 | Sercul South East Region Centre Urban Landcare | Training event | 1,463.00 |
| 1128299 | 7/03/2024 | People Sense Pty Ltd | Staff Counselling | 1,454.86 |
| 11251416 | 14/03/2024 | The Pressure King | Pressure Cleaning | 1,430.00 |
| 12091094 | 28/03/2024 | StrataGreen | Supplies | 1,414.47 |
| 11251416 | 14/03/2024 | Beacon Equipment - Canning Vale | Equipment | 1,405.75 |
| 11251416 | 14/03/2024 | C & T Reticulation | Reticulation repairs | 1,336.50 |
| 11251416 | 14/03/2024 | MP Rogers & Associates Pty Ltd | Technical advice on riverwall design | 1,329.57 |
| 13495535 | 21/03/2024 | Workplace Express | Subscription fee | 1,309.00 |
| 12091094 | 28/03/2024 | Town of Bassendean | Animal Welfare B810C | 1,295.00 |
| 12091094 | 28/03/2024 | Living Turf | Turf maintenance | 1,287.00 |
| 12091094 | 28/03/2024 | Preston Street IGA | Catering | 1,265.87 |
| 1128299 | 7/03/2024 | Budget Rent A Car - LOC 20008 | Car hire | 1,254.42 |
| 11251416 | 14/03/2024 | Taman Diamond Tools & Machinery | Maintenance supplies | 1,237.50 |
| 1128299 | 7/03/2024 | Ngala - Boodja Aboriginal Landcare Ltd | Maintenance-Natural areas | 1,221.00 |
| 11251416 | 14/03/2024 | Ngala - Boodja Aboriginal Landcare Ltd | Landscape maintenance | 1,221.00 |
| 12091094 | 28/03/2024 | The Pressure King | Pressure Cleaning | 1,215.50 |
| 1128299 | 7/03/2024 | Michael Page International Pty Ltd | Contract Staff | 1,203.84 |
| 11251416 | 14/03/2024 | Michael Page International Pty Ltd | Contract Staff | 1,203.84 |
| 13495535 | 21/03/2024 | Michael Page International Pty Ltd | Contract staff | 1,203.84 |
| 13495535 | 21/03/2024 | Bunnings Building Supplies P/L | Supplies | 1,168.11 |
| 11251416 | 14/03/2024 | Hosemasters | Hose repairs | 1,145.32 |
| 1128299 | 7/03/2024 | Envirocare Systems | Waterless Urinal Service | 1,121.73 |
| 12091094 | 28/03/2024 | McIntosh & Son WA | Auto parts | 1,113.54 |
| 13495535 | 21/03/2024 | Adapt by Design | Business Support | 1,100.00 |
| 12091094 | 28/03/2024 | City of Belmont | Animal Welfare fees BE349C | 1,100.00 |
| 13495535 | 21/03/2024 | Public Sector Network | Staff course | 1,094.50 |
| 1128299 | 7/03/2024 | Freo Fire Maintenance Services Pty Ltd | Maintenance charges | 1,093.14 |
| 1128299 | 7/03/2024 | Rock'N'Toddle | Craft workshop at event | 1,089.00 |
| 12091094 | 28/03/2024 | Jalani Media | Event Photography | 1,050.00 |
| 13495535 | 21/03/2024 | Fennell Tyres International Pty Ltd | Tyres | 1,042.99 |
| 1128299 | 7/03/2024 | Michelle Culnane | Art Classes | 1,040.00 |
| 13495535 | 21/03/2024 | E & MJ Roshier Pty Ltd | Tyre Replacement | 1,016.40 |
| 12091094 | 28/03/2024 | Umart Online | IT supplies | 1,012.00 |
| 13495535 | 21/03/2024 | Eastern Metropolitan Regional Council | Mattress recycle | 1,000.00 |
| 1128299 | 7/03/2024 | WA Local Government Association | Short Course | 990.00 |
| 11251416 | 14/03/2024 | Redhawk Investments Pty Ltd | Engineering works - various | 986.70 |
| 12091094 | 28/03/2024 | Telstra Ltd - 3614257768 | Phone/data charges | 986.45 |
| 13495535 | 21/03/2024 | Total Green Recycling | E-waste Recycling | 985.49 |

| Reference | Date | Payee | Description | Amount (\$) |
|-----------|------------|--|-------------------------------|-------------|
| 12091094 | 28/03/2024 | Allpet Products | Animal Welfare supplies | 955.45 |
| 11251416 | 14/03/2024 | LO-GO Appointments WA | Contract Staff | 955.00 |
| 1128299 | 7/03/2024 | St John Ambulance Aust (WA) Inc. | Event health services | 915.20 |
| 12091094 | 28/03/2024 | St John Ambulance Aust (WA) Inc. | Event health services | 915.20 |
| 1128299 | 7/03/2024 | Bolinda Publishing Pty Ltd | Library supplies | 911.43 |
| 1128299 | 7/03/2024 | Vaocluse Newsagency | Newspaper supply | 910.48 |
| 1128299 | 7/03/2024 | Kyocera | Photocopier charges | 894.09 |
| 1128299 | 7/03/2024 | Kelly Bucksey Photographer | Event Photography | 858.00 |
| 13495535 | 21/03/2024 | Altus Planning Pty Ltd | Mediation services | 841.50 |
| 1128299 | 7/03/2024 | SecurePay Pty Ltd | Web payments | 836.99 |
| 1128299 | 7/03/2024 | Wattwatchers | Subscription fees | 794.18 |
| 11251416 | 14/03/2024 | Totally Workwear - Belmont | Workwear | 782.90 |
| 11251416 | 14/03/2024 | Bunnings Building Supplies P/L | Supplies | 772.33 |
| 11251416 | 14/03/2024 | E & MJ Rosher Pty Ltd | Workshop supplies | 752.44 |
| 13495535 | 21/03/2024 | Ms S Zulsdorf | ARGC Meeting | 750.00 |
| 12091094 | 28/03/2024 | Able Westchem | Supplies | 749.77 |
| 13495535 | 21/03/2024 | Royal Life Saving Society of WA | Lifeguards-Australia Day 24 | 748.00 |
| 12091094 | 28/03/2024 | Redhawk Investments Pty Ltd | Install depth markers | 748.00 |
| 1128299 | 7/03/2024 | Tanks for Hire | Hire of hydration trailer | 726.00 |
| 13495535 | 21/03/2024 | Schindler Lifts Australia Pty Ltd | Lift service | 720.50 |
| 12091094 | 28/03/2024 | Dasco Supply Group | Workshop supplies | 716.10 |
| 12091094 | 28/03/2024 | First 5 minutes Pty Ltd | Training | 715.00 |
| 12091094 | 28/03/2024 | Totally Workwear - Belmont | Workwear | 691.14 |
| 11251416 | 14/03/2024 | Schindler Lifts Australia Pty Ltd | Lift service | 687.50 |
| 13495535 | 21/03/2024 | Miracle Recreation Equipment | Park furniture-Olives Reserve | 687.50 |
| 1128299 | 7/03/2024 | Plant Assessor | Membership fee | 660.00 |
| 13495535 | 21/03/2024 | Djoona Pty Ltd | Welcome to Country | 660.00 |
| 12091094 | 28/03/2024 | Fusion Australia Ltd | Community Dinner | 660.00 |
| 13495535 | 21/03/2024 | Tudor House | Wooden flag staffs | 652.00 |
| 12091094 | 28/03/2024 | MDM Entertainment | Library supplies | 648.77 |
| 12091094 | 28/03/2024 | Bolinda Publishing Pty Ltd | Library supplies | 647.02 |
| 13495535 | 21/03/2024 | Moray & Agnew Perth | Legal services | 641.32 |
| 1128299 | 7/03/2024 | Jessica Wyld Photography Pty Ltd | Event photography | 638.00 |
| 13495535 | 21/03/2024 | Mr M McGuire | Welcome to Country | 620.00 |
| 12091094 | 28/03/2024 | Mr M McGuire | Welcome to country | 620.00 |
| 1128299 | 7/03/2024 | Mister Spot Window Cleaning | Window cleaning CPV | 595.00 |
| 12091094 | 28/03/2024 | PaperScout | Print Survey posters | 572.00 |
| 1128299 | 7/03/2024 | Bunnings Building Supplies P/L | Supplies | 571.70 |
| 1128299 | 7/03/2024 | Boral Construction Materials Group Ltd | Asphalt | 571.46 |
| 13495535 | 21/03/2024 | Blackwoods | Supplies | 564.67 |
| 12235977 | 22/03/2024 | Deputy Child Support Registrar | Child Support Agency | 552.10 |
| 11251416 | 14/03/2024 | Betta Pest Management | Pest control CPV | 550.00 |
| 13495535 | 21/03/2024 | Catch Create | Event Photography | 550.00 |
| 12091094 | 28/03/2024 | Catch Create | Event photography | 550.00 |
| 12091094 | 28/03/2024 | Wadumbah Aboriginal Dance Group | Welcome to Country | 550.00 |
| 13495535 | 21/03/2024 | Beacon Equipment - Canning Vale | Equipment | 531.00 |
| 12091094 | 28/03/2024 | Boral Construction Materials Group Ltd | Cement | 525.91 |
| 13495535 | 21/03/2024 | Imagesource Digital Solutions | Large signs | 518.10 |
| 13495535 | 21/03/2024 | PaperScout | Pavement decals | 517.00 |
| 1128299 | 7/03/2024 | Sonic HealthPlus Pty Ltd | Staff Medicals | 501.60 |
| 11251416 | 14/03/2024 | Sonic HealthPlus Pty Ltd | Staff medicals | 501.60 |
| 12091094 | 28/03/2024 | Sonic HealthPlus Pty Ltd | Staff medicals | 501.60 |
| 11251416 | 14/03/2024 | Crayon | Photocopy charges | 501.19 |
| 12091094 | 28/03/2024 | Joshua John Serafini | Food relief program 2024 | 500.00 |
| 11251416 | 14/03/2024 | Penrhos College | Provision of Car park | 497.20 |
| 11251416 | 14/03/2024 | Iron Mountain Aust Group Pty Ltd | Archive service | 495.26 |
| 1128299 | 7/03/2024 | TenderLink.Com | Public tenders | 493.90 |
| 12091094 | 28/03/2024 | Total Green Recycling | E-Waste Recycling | 492.93 |
| 13495535 | 21/03/2024 | StrataGreen | Supplies | 492.36 |
| 12091094 | 28/03/2024 | Blackwoods | Large tool bag | 491.02 |

| Reference | Date | Payee | Description | Amount (\$) |
|-----------|------------|--|---------------------------------------|-------------|
| 11251416 | 14/03/2024 | Impact Cabinets | Refurb works Op centre | 484.00 |
| 13495535 | 21/03/2024 | Cameron Chisholm & Nicol (WA) Pty Ltd | DRP Meeting | 484.00 |
| 1128299 | 7/03/2024 | CTi5 Pty Ltd | Cash collection fee | 470.25 |
| 13495535 | 21/03/2024 | City of Belmont | Animal Welfare BE325D | 470.00 |
| 12091094 | 28/03/2024 | Corsign WA Pty Ltd | Signage | 462.00 |
| 13495535 | 21/03/2024 | Boral Construction Materials Group Ltd | Cement | 461.59 |
| 11251416 | 14/03/2024 | PaperScout | Print A5 booklet for WHS Conference | 451.00 |
| 11251416 | 14/03/2024 | Perth Security Services | Security services - various | 446.52 |
| 1128299 | 7/03/2024 | Waterlogic Australia Pty Ltd | Bottled water hire | 445.74 |
| 12091094 | 28/03/2024 | Envirocare Systems | Waterless Urinal service | 445.17 |
| 11251416 | 14/03/2024 | Imperial Glass | Replace lock to screen door | 440.00 |
| 13495535 | 21/03/2024 | Betta Pest Management | Pest Mgmt CPV | 440.00 |
| 13495535 | 21/03/2024 | Family Pet Care Pty Ltd | Animal Welfare supplies | 437.50 |
| 12091094 | 28/03/2024 | WINC Australia Pty Ltd | Office supplies | 426.12 |
| 13495535 | 21/03/2024 | Capital Recycling | Recycled road base | 425.04 |
| 1128299 | 7/03/2024 | Western Resource Recovery Pty Ltd | Grease Trap waste | 422.18 |
| 11251416 | 14/03/2024 | Benara Nurseries | Nursery supplies | 421.08 |
| 12091094 | 28/03/2024 | Australian Institute of Management | Staff training | 413.00 |
| 13495535 | 21/03/2024 | WINC Australia Pty Ltd | Office supplies | 404.63 |
| 12091094 | 28/03/2024 | Swan Towing Service | Towing services | 393.25 |
| 11251416 | 14/03/2024 | Anita Amprimo | Reimbursement-Professional Membership | 391.25 |
| 1128299 | 7/03/2024 | Cadgroup Australia Pty Ltd | Annual subscription fee | 389.59 |
| 1128299 | 7/03/2024 | SEM Distribution | Newspaper supply | 387.20 |
| 11251416 | 14/03/2024 | Freo Fire Maintenance Services Pty Ltd | Maintenance service | 386.93 |
| 11251416 | 14/03/2024 | Wattwatchers | Subscription fee | 385.00 |
| 12091094 | 28/03/2024 | Lock Stock & Farrell Locksmith | Locksmith service | 378.00 |
| 11251416 | 14/03/2024 | Eagle Sports | Sports Equipment | 374.55 |
| 13495535 | 21/03/2024 | Harrison Electrics Pty Ltd | Removal of bee colony | 374.00 |
| 12091094 | 28/03/2024 | SEM Distribution | Newspaper supply | 373.56 |
| 13495535 | 21/03/2024 | Crayon | Photocopier charges | 362.89 |
| 1128299 | 7/03/2024 | Vetwest Animal Hospitals Pty Ltd | Animal Welfare G895C/G896C | 359.32 |
| 12091094 | 28/03/2024 | Harrison Electrics Pty Ltd | Remove Wasp nests | 357.50 |
| 12091094 | 28/03/2024 | RACWA Holdings Pty Ltd | Battery | 356.00 |
| 1128299 | 7/03/2024 | C & T Reticulation | Retic Repairs | 352.00 |
| 12091094 | 28/03/2024 | Vetwest Animal Hospitals Pty Ltd | Animal Welfare C160C | 349.84 |
| 11251416 | 14/03/2024 | Fruit N Vegies R Us | Fruit baskets | 340.00 |
| 12091094 | 28/03/2024 | Fruit N Vegies R Us | Fruit baskets | 340.00 |
| 13495535 | 21/03/2024 | Lost Reality | Team building | 336.00 |
| 11251416 | 14/03/2024 | Reino International | Credit card transaction fee | 334.83 |
| 11251416 | 14/03/2024 | Cleargard Australia | Tinting repairs-Como Tram | 330.00 |
| 13495535 | 21/03/2024 | Training Services Australia | Health & safety training | 330.00 |
| 11251416 | 14/03/2024 | Laundry Express | Laundry service | 329.84 |
| 11251416 | 14/03/2024 | CleverPatch Pty Ltd | Library supplies | 328.16 |
| 09362117 | 7/03/2024 | Health Insurance Fund of WA | Health Insurance Fund of WA | 324.90 |
| 12235977 | 22/03/2024 | Health Insurance Fund of WA | Health Insurance Fund of WA | 324.90 |
| 12091094 | 28/03/2024 | Bidfood Perth | Council chamber supplies | 313.43 |
| 1128299 | 7/03/2024 | CS Legal | Debt collection-Rates | 308.00 |
| 12235977 | 22/03/2024 | Local Govt Racecourses & Cemeteries Emp Union | Union LGRCEU | 308.00 |
| 1128299 | 7/03/2024 | DRWA Building Doors | Service&Repairs-Roller doors CPV | 305.25 |
| 12091094 | 28/03/2024 | Chair Guru | Office furniture | 302.50 |
| 09362117 | 7/03/2024 | Deputy Child Support Registrar | Child Support Agency | 299.97 |
| 13495535 | 21/03/2024 | The Karalee on Preston | Beverage supplies | 288.00 |
| 09362117 | 7/03/2024 | Local Govt Racecourses & Cemeteries Emp Union | Union LGRCEU | 286.00 |
| 11251416 | 14/03/2024 | Elliotts Filtration Pty Ltd | Service & checks to Iron Filter | 282.70 |
| 12091094 | 28/03/2024 | Perth Aquatic Seed & Ecological Services Pty Ltd | Aquarium Service | 275.00 |
| 13495535 | 21/03/2024 | Battery World Welshpool | Batteries | 270.72 |
| 11251416 | 14/03/2024 | Harvey Fresh | Milk Supplies | 253.55 |
| 12091094 | 28/03/2024 | Harvey Fresh | Milk Supplies | 253.55 |
| 13495535 | 21/03/2024 | Sonic HealthPlus Pty Ltd | Staff medicals | 250.80 |
| 11251416 | 14/03/2024 | Bidfood Perth | Council chamber supplies | 250.59 |

| Reference | Date | Payee | Description | Amount (\$) |
|-----------|------------|--|-------------------------------|--------------|
| 1128299 | 7/03/2024 | Allpet Products | Animal welfare products | 249.56 |
| 13495535 | 21/03/2024 | Lock Stock & Farrell Locksmith | Locksmith service | 248.00 |
| 13495535 | 21/03/2024 | WA Hino Sales & Service | Auto parts | 244.23 |
| 1128299 | 7/03/2024 | Wavesound Pty Ltd | Library supplies | 239.36 |
| 13495535 | 21/03/2024 | Fully Promoted Perth CBD T/A EmbroidMe Perth C | Workwear | 236.13 |
| 13495535 | 21/03/2024 | Bidfood Perth | Council Chamber supplies | 226.49 |
| 1128299 | 7/03/2024 | Bidfood Perth | Council Chamber supplies | 221.84 |
| 11251416 | 14/03/2024 | Total Green Recycling | E-Waste Recycling | 213.93 |
| 11251416 | 14/03/2024 | Joshua John Serafini | Food Relief 2024 | 200.00 |
| 12091094 | 28/03/2024 | Niki Travell | Algae testing/analysis | 200.00 |
| 12091094 | 28/03/2024 | Pelangi Face Painting | Face painting | 200.00 |
| 12091094 | 28/03/2024 | Complete Office Supplies Pty Ltd | Office supplies | 199.14 |
| 12091094 | 28/03/2024 | Amazing Clean Blinds | Cleaning window blinds | 198.00 |
| 11251416 | 14/03/2024 | WINC Australia Pty Ltd | Office supplies | 196.57 |
| 1128299 | 7/03/2024 | Imagesource Digital Solutions | Play space coreflutes | 187.00 |
| 1128299 | 7/03/2024 | PaperScout | Change room Sign | 187.00 |
| 11251416 | 14/03/2024 | Daisy Hill Flowers | Anzac day flowers | 185.00 |
| 12091094 | 28/03/2024 | Landgate | GRV 2024/04 | 176.36 |
| 1128299 | 7/03/2024 | Harrison Electrics Pty Ltd | Remove/re-locate bee colony | 165.00 |
| 09362117 | 7/03/2024 | Australian Services Union | Union ASU | 159.00 |
| 12235977 | 22/03/2024 | Australian Services Union | Union ASU | 159.00 |
| 13495535 | 21/03/2024 | Kulbardi | Office supplies | 154.42 |
| 11251416 | 14/03/2024 | Prestige Alarms | Service callout charge | 154.00 |
| 1128299 | 7/03/2024 | ACE+ | Plumbing services | 147.90 |
| 13495535 | 21/03/2024 | Parker Black & Forrest Pty Ltd | Locksmith service | 143.00 |
| 12091094 | 28/03/2024 | City Of Gosnells | Animal Welfare G89C | 140.00 |
| 11251416 | 14/03/2024 | Blackwoods | Supplies | 134.40 |
| 1128299 | 7/03/2024 | OBAN Group Pty Ltd | Building works - various | 114.07 |
| 11251416 | 14/03/2024 | The Poster Girls | Poster distribution for event | 110.75 |
| 11251416 | 14/03/2024 | Kulbardi | Office supplies | 105.18 |
| 12091094 | 28/03/2024 | City Of Canning | Animal Welfare C148C | 100.00 |
| 13495535 | 21/03/2024 | Reino International | Call out fee | 99.00 |
| 12091094 | 28/03/2024 | Go Doors | Auto door repairs | 98.65 |
| 11251416 | 14/03/2024 | Vetwest Animal Hospitals Pty Ltd | Animal welfare | 92.63 |
| 12091094 | 28/03/2024 | Danielle Cattalini | Reimbursement | 89.12 |
| 13495535 | 21/03/2024 | Vetwest Animal Hospitals Pty Ltd | Animal Welfare | 87.46 |
| 13495535 | 21/03/2024 | Kristy Workman | Reimbursement | 73.30 |
| 1128299 | 7/03/2024 | Harvey Fresh | Milk Supplies | 71.11 |
| 13495535 | 21/03/2024 | Harvey Fresh | Milk Supplies | 71.11 |
| 11251416 | 14/03/2024 | Charlotte Carlsh | Reimbursement | 67.30 |
| 13495535 | 21/03/2024 | Burson Automotive Pty Ltd | Auto parts | 61.45 |
| 1128299 | 7/03/2024 | BOC Gases | Dry Ice Pellets | 59.40 |
| 1128299 | 7/03/2024 | Ulverscroft Large Print Books | Library supplies | 56.31 |
| 1128299 | 7/03/2024 | Officeworks | Office Supplies | 45.89 |
| 13495535 | 21/03/2024 | Aussie Natural Spring Water | Office supplies | 43.00 |
| 11251416 | 14/03/2024 | WA Police Service - Revenue Section | Police check-volunteers | 34.00 |
| 1128299 | 7/03/2024 | Aussie Natural Spring Water | Office supplies | 32.25 |
| 12091094 | 28/03/2024 | Australia Post Library | Postal charges | 32.13 |
| 13495535 | 21/03/2024 | Telstra Ltd - 0682525000 Landlines | Phone/data charges | 31.97 |
| 13495535 | 21/03/2024 | Gardner Autos | Car parts | 26.84 |
| 11251416 | 14/03/2024 | South Perth Senior Citizens Centre | SPSCC Christmas lunch Dec23 | 25.00 |
| 1128299 | 7/03/2024 | Adrian Fabiankovits | Reimbursement | 24.00 |
| 1128299 | 7/03/2024 | WA Police Service - Revenue Section | Volunteer-Police Check | 17.00 |
| 11251416 | 14/03/2024 | Bolinda Publishing Pty Ltd | Library services | 16.01 |
| 11251416 | 14/03/2024 | BOC Gases | Dry Ice pellets | 14.85 |
| 1128299 | 7/03/2024 | WINC Australia Pty Ltd | Office supplies | 14.52 |
| 11251416 | 14/03/2024 | Zircodata Pty Ltd | Archive service | 9.35 |
| Sub Total | | | | 6,283,034.88 |

| Reference | Date | Payee | Description | Amount (\$) |
|---------------------------|------------|--|---|-------------|
| Cheque Payments | | | | |
| Reference | Date | Payee | Description | Amount (\$) |
| 10294945 | 8/03/2024 | Jonathan Epps - Arboriculturist | Tree Reports | 2,915.00 |
| 10294945 | 8/03/2024 | City of South Perth - CPV | Petty Cash-CPV | 195.40 |
| 10294945 | 8/03/2024 | City of South Perth - Petty Cash | Petty cash reimbursement-Civic Centre | 67.50 |
| Sub Total | | | | 3,177.90 |
| Non Creditor EFT Payments | | | | |
| Reference | Date | Payee | Description | Amount (\$) |
| 12091094 | 28/03/2024 | Mrs Rae M Rowdon | Refundable amount | 192,031.53 |
| 13495535 | 21/03/2024 | Artsource | Community Funding Grant | 5,500.00 |
| 13495535 | 21/03/2024 | New Imperial Co | RRAB-64 Lockhart St | 3,000.00 |
| 11251416 | 14/03/2024 | The Royal College of GP Ltd | Refund PRB-Neil McDougall Park | 2,500.00 |
| 11251416 | 14/03/2024 | Ms Marishka Sequeira | Refund Overpayment | 2,252.94 |
| 11251416 | 14/03/2024 | Webb & Brown-Neaves | RRAB-73 Coode St | 2,200.00 |
| 11251416 | 14/03/2024 | Joshua McKenzie | RRAB | 2,200.00 |
| 11251416 | 14/03/2024 | Mrs S D Wilkins | Refund hall/swipe card bond | 2,055.00 |
| 13495535 | 21/03/2024 | Lea-Ara Lam | Refund Hall/Swipe card bond | 2,055.00 |
| 12091094 | 28/03/2024 | A Cappella West | Refund hall/swipe card bond | 2,055.00 |
| 12091094 | 28/03/2024 | A Cappella West Inc | Refund hall/swipe card bond | 2,055.00 |
| 12091094 | 28/03/2024 | Evelyn My Nguyen | Refund hall/swipe card bond | 2,055.00 |
| 12091094 | 28/03/2024 | Dale Ann and Subash Shrestha | Refund PRB Ryrie Reserve | 2,000.00 |
| 11251416 | 14/03/2024 | Wall to Wall Carpets | Refund overpayment 6/105 Melville Pde | 1,760.21 |
| 13495535 | 21/03/2024 | Kevin Johnson | Refund PRB | 1,500.00 |
| 13495535 | 21/03/2024 | Sylvia A Nzeti | Refund hall/swipe card bond | 1,496.00 |
| 12091094 | 28/03/2024 | Alicia Marie Zinni | Refund hall/swipe card bond | 1,104.00 |
| 1128299 | 7/03/2024 | Jenelyn Garnado | Refund hall/swipe card bond | 1,055.00 |
| 13495535 | 21/03/2024 | Workskil Australia Ltd | Refund hall/swipe card bond | 1,055.00 |
| 13495535 | 21/03/2024 | Over 55 Cycling Club Inc | Refund Hall/Swipe card Bond | 1,055.00 |
| 13495535 | 21/03/2024 | Curtin Elite Judo Club | Refund hall/swipe card bond | 1,055.00 |
| 12091094 | 28/03/2024 | Alan Wolstencroft TA A Wolstencroft & As | Refund hall/swipe card bond | 1,055.00 |
| 12091094 | 28/03/2024 | One Community Group Pty Ltd | Refund hall/swipe card bond | 1,055.00 |
| 12091094 | 28/03/2024 | Ivan Lau | Refund Hall/swipe card bond | 1,055.00 |
| 12091094 | 28/03/2024 | S Sharafi and M Jafari | Refund hall/swipe card bond | 1,050.00 |
| 12091094 | 28/03/2024 | Li-anne Carroll | RRAB | 1,000.00 |
| 12091094 | 28/03/2024 | James Russell | RRAB | 1,000.00 |
| 12091094 | 28/03/2024 | Andrew & Hayleh Bowler | Refund overpayment | 996.14 |
| 11251416 | 14/03/2024 | Salt Property Group | Refund Overpayment 28 Kennard St | 923.73 |
| 11251416 | 14/03/2024 | Neil & Ratchanee Kingsbury | Rates overpayment | 847.11 |
| 1128299 | 7/03/2024 | Swift Demolition | RRAB-77 Arlington Ave | 750.00 |
| 13495535 | 21/03/2024 | A Cappella West | Refund overpayment hire fees | 705.00 |
| 12091094 | 28/03/2024 | MR John Malcolm | Refund overpayment | 695.63 |
| 13495535 | 21/03/2024 | Michael Del Borello | Crossing Subsidy | 666.68 |
| 1128299 | 7/03/2024 | Mrs R A Van Sant | Refund of hall/swipe card bond | 605.00 |
| 11251416 | 14/03/2024 | ABC Paint & Decor Pty Ltd | Refund hall/Swipe card bond | 605.00 |
| 11251416 | 14/03/2024 | Liene Daukste and Douglas Charles Butche | Refund hall/swipe card bond | 605.00 |
| 11251416 | 14/03/2024 | Liene Daukste & Douglas Charles Butcher | Refund hall/swipe card bond | 605.00 |
| 11251416 | 14/03/2024 | Owen Byron Robert Dann | Refund hall/swipe card bond | 605.00 |
| 13495535 | 21/03/2024 | Preethi Venkata Nagubandi | Refund Hall/Swipe card bond | 605.00 |
| 13495535 | 21/03/2024 | West Australian Maldivian Assoc Inc | Refund hall/swipe card bond | 605.00 |
| 12091094 | 28/03/2024 | Manawa Mai Tawhiti | Refund hall/swipe card bond | 605.00 |
| 12091094 | 28/03/2024 | Child Development & Behaviour Specialist | Refund hall/swipe card bond | 605.00 |
| 11251416 | 14/03/2024 | Jye Charles & Kristina McCaffrey | Refund PRB | 500.00 |
| 13495535 | 21/03/2024 | Bell Merenda Real Estate | Refund Overpayment 10/159 Labouchere Rd | 491.82 |
| 13495535 | 21/03/2024 | Mrs Betty Williams | Refund Overpayment | 400.52 |
| 12091094 | 28/03/2024 | Michael J Holecka | Refund PRB | 323.50 |
| 11251416 | 14/03/2024 | Dennis Hewett | Home Safety & Security equipment | 300.00 |
| 11251416 | 14/03/2024 | John Gatt | Home Safety & Security equipment | 300.00 |
| 12091094 | 28/03/2024 | Betty Lou Williams | Home Safety & Security equipment | 300.00 |

| Reference | Date | Payee | Description | Amount (\$) |
|-----------|------------|---------------------------------------|-----------------------------------|-------------|
| 1128299 | 7/03/2024 | Roy Hananto | Home Safety & Security equipment | 260.60 |
| 11251416 | 14/03/2024 | Nello Antonio Magro | Home Safety & Security equipment | 250.00 |
| 11251416 | 14/03/2024 | Maree De Giambattista | Home Safety & Security equipment | 250.00 |
| 11251416 | 14/03/2024 | The Proprietors of Dreamy Dome Events | Refund PRB SJMP | 250.00 |
| 11251416 | 14/03/2024 | The Royal College of GP Ltd | Refund PRB-Hire of Neil McDougall | 250.00 |
| 12091094 | 28/03/2024 | The Proprietors of Dreamy Dome Events | Refund PRB | 250.00 |
| 12091094 | 28/03/2024 | Eleanor Costello | Home Safety & Security equipment | 250.00 |
| 12091094 | 28/03/2024 | Miranda Stanton | Home Safety & Security equipment | 250.00 |
| 12091094 | 28/03/2024 | Yoke Cheong Chong | Home Safety & Security equipment | 250.00 |
| 12091094 | 28/03/2024 | Greg Rowe Pty Ltd | Refund PRB | 250.00 |
| 12091094 | 28/03/2024 | Greenwood Gaelic Football Club | Refund PRB for hire of SJMP | 250.00 |
| 12091094 | 28/03/2024 | Eric Cicanese | Home Safety & Security equipment | 239.00 |
| 11251416 | 14/03/2024 | Summer Greenway | Individual Dev. Grant | 200.00 |
| 11251416 | 14/03/2024 | Robin Anderson | Individual Dev. Grant | 200.00 |
| 11251416 | 14/03/2024 | Alicia Tory | Individual Dev. Grant | 200.00 |
| 11251416 | 14/03/2024 | Sophie Hicks | Individual Dev. Grant | 200.00 |
| 12091094 | 28/03/2024 | Laila Arnold | Individual Dev. Grant | 200.00 |
| 11251416 | 14/03/2024 | Emily Chung | Home Safety & Security equipment | 161.35 |
| 11251416 | 14/03/2024 | Mrs Marlene Wernert | Refund payment made in error | 50.00 |
| 11251416 | 14/03/2024 | Mrs Judith P Loader | Refund payment made in error | 50.00 |
| 12091094 | 28/03/2024 | Priyanka Bhawe | Refund GBLC booking fee | 23.48 |

Sub Total 256,184.24

Non Creditor CHQ Payments

| Reference | Date | Payee | Description | Amount (\$) |
|-----------|------------|---|-----------------------------|-------------|
| 10294945 | 8/03/2024 | Genesis Care Finance Pty Ltd | Refund hall/Swipe card bond | 2,055.00 |
| 10435438 | 28/03/2024 | Nirmal Bagga | Refund hall/swipe card bond | 2,055.00 |
| 10435438 | 28/03/2024 | Mrs Pamela & Rodney Ford | Refund pensioner rebate | 1,308.80 |
| 10435438 | 28/03/2024 | Office of Senator Slade Brockman | Refund Hall/Swipe card bond | 1,055.00 |
| 13041606 | 28/03/2024 | Mrs Alison Mollie Frere | Refund Pensioner Rebate | 935.02 |
| 13041606 | 28/03/2024 | Grant & Marianne Thomas | Refund Pensioner Rebate | 935.02 |
| 10435438 | 28/03/2024 | Ms V Fraser | Refund pensioner Rebate | 895.11 |
| 13032603 | 14/03/2024 | Odia Samaj of Western Australia | Refund Hall/swipe card bond | 870.00 |
| 13041606 | 28/03/2024 | Mr Gregory Dorlandt | Refund Pensioner Rebate | 814.50 |
| 10435438 | 28/03/2024 | The Estate of John Reilly | Refund pensioner rebate | 769.26 |
| 10435438 | 28/03/2024 | Katherine McGregor | Refund Pensioner Rebate | 750.00 |
| 10435438 | 28/03/2024 | Mrs Tina Mitsopoulos | Refund Pensioner Rebate | 750.00 |
| 10435438 | 28/03/2024 | Mr Hiskias & Gaye Kippo | Refund Pensioner Rebate | 750.00 |
| 10435438 | 28/03/2024 | Mrs Gloria Campbell | Refund Pensioner Rebate | 731.40 |
| 13041606 | 28/03/2024 | Mrs Joyce Douet | Refund Pensioner Rebate | 695.65 |
| 10294945 | 8/03/2024 | Sydney Jesus Baptist Church Inc. | Refund hall/swipe card bond | 605.00 |
| 10294945 | 8/03/2024 | Yarianny Chinchilla | Refund hall/Swipe bond | 605.00 |
| 10435438 | 28/03/2024 | CREATE Foundation | Refund PRB SJMP | 250.00 |
| 13041606 | 28/03/2024 | Ian Watson & Kaye Watson | Refund Pensioner Rebate | 185.02 |
| 10435438 | 28/03/2024 | Gary Ge | Refund GBLC booking fee | 160.00 |
| 10435438 | 28/03/2024 | Ms Julie McNeill | Refund pensioner rebate | 100.00 |
| 10435438 | 28/03/2024 | Dr R Vickery & Dr M Crowley | Refund Pensioner Rebate | 100.00 |
| 10435438 | 28/03/2024 | Ms Patricia Stanley | Refund for pensioner rebate | 100.00 |
| 13041606 | 28/03/2024 | Alan & Susanne Senior | Refund Pensioner Rebate | 100.00 |
| 13041606 | 28/03/2024 | MR Alistair Walker & Mrs Barbara Wilson | Refund Pensioner Rebate | 100.00 |
| 13041606 | 28/03/2024 | Ms Rosanna Cochrane | Refund Pensioner Rebate | 100.00 |
| 13041606 | 28/03/2024 | Mrs Lilla Thomson | Refund Pensioner Rebate | 100.00 |

Sub Total 17,874.78

Excluding: Voided Payments:

| Reference | Date | Payee | Description | Amount (\$) |
|---------------------|------|-------|-------------|-------------|
| | | | | 0.00 |
| Total Cancelled EFT | | | | 0.00 |

| Reference | Date | Payee | Description | Amount (\$) |
|-------------------------------------|------|-------|-------------|-------------|
| Excluding: Cancelled Cheques | | | | |
| Reference | Date | Payee | Description | Amount (\$) |
| | | | | 0.00 |

Total Cancelled Cheques 0.00

Credit Card Transactions

| Reference | Date | Payee | Description | Amount (\$) |
|-----------|------------|---------------------------------------|--|-------------|
| PC004900 | 16/02/2024 | TRAFFIC SAFETY SYSTEMS MALVERN VIC | TRAFFIC SAFETY SYSTEMS MALVERN VIC | 4,055.70 |
| PC004853 | 22/02/2024 | PLANNING INSTITUTE OF BARTON ACT | Planning Congress Conference | 2,265.00 |
| PC004896 | 8/02/2024 | MODDEX MARYBOROUGH QLD | Handrail materials | 1,276.07 |
| PC004870 | 27/02/2024 | COLES 0296 Angelo StreeAUS | Employee Recognition Award | 1,000.00 |
| PC004871 | 27/02/2024 | COLES 0296 Angelo StreeAUS | Employee Recognition Award | 1,000.00 |
| PC004919 | 1/03/2024 | NTH METROPOLITAN TAFE LEEDERVILLE | Welding course | 853.00 |
| PC004922 | 1/03/2024 | NTH METROPOLITAN TAFE LEEDERVILLE | Welding course | 853.00 |
| PC004916 | 29/02/2024 | QANTAS AIRWAYS LIMITED MASCOT | Conference Travel Expenses | 756.70 |
| PC004904 | 20/02/2024 | FACEBK *5557NWFZ52 fb.me/ads IRL | Social media advertising | 640.00 |
| PC004861 | 23/02/2024 | DRAFTEX CORPORATION GLADESVILLE | Trolley Clamp for Env Coordinator | 590.90 |
| PC004908 | 22/02/2024 | INTUIT*MAILCHIMP Sydney AUS | Electronic direct mail – monthly subscri | 524.01 |
| PC004832 | 13/02/2024 | COLES 0356 KARAWARA AUS | Home Karawara Groceries | 519.90 |
| PC004899 | 14/02/2024 | FS.COM PTY LTD Melbourne AUS | Replace Net patch leads for Comms Rooms. | 504.90 |
| PC004830 | 13/02/2024 | APQC.ORG HOUSTON TX | Process Framework Essentials | 501.23 |
| PC004872 | 27/02/2024 | COLES 0356 KARAWARA AUS | Home Karawara Groceries | 438.94 |
| PC004834 | 14/02/2024 | COLES ONLINE HAWTHORN EAS | Concert misc supplies | 433.80 |
| PC004822 | 6/02/2024 | COLES 0356 KARAWARA AUS | Home Karawara Groceries | 429.62 |
| PC004920 | 1/03/2024 | COLES 0296 Angelo StreeAUS | Awards | 400.00 |
| PC004847 | 20/02/2024 | COLES 0356 KARAWARA AUS | Home Karawara Groceries | 352.94 |
| PC004921 | 1/03/2024 | Safe Right Pty Ltd Balmont | Safety at heights training | 299.00 |
| PC004893 | 5/02/2024 | COLES ONLINE - 4981 SA AUS | Dispute | 277.18 |
| PC004907 | 22/02/2024 | SCHEDUGRAM SKED SOCIAL MELBOURNE VIC | Social media platform | 275.00 |
| PC004894 | 5/02/2024 | COLES ONLINE - 4383 QLD AUS | Dispute | 270.57 |
| PC004837 | 14/02/2024 | SP SKIN RESQ PERTH SOUTH PERTH WA | International Women's Day business event | 269.00 |
| PC004845 | 19/02/2024 | WATERFORD IGA KARAWARA | Meat - Home Karawara | 256.08 |
| PC004840 | 16/02/2024 | OFFICEWORKS BENTLEIGH EA | GBLC Art Program supplies | 254.16 |
| PC004918 | 1/03/2024 | FACEBK *ZFZHVKZ52 fb.me/ads IRL | Social media advertising | 234.78 |
| PC004898 | 14/02/2024 | FLEXIBLE DRIVE WELSHPOOL WA | FLEXIBLE DRIVE | 224.40 |
| PC004901 | 19/02/2024 | REDBOOTH AUBURN CA | Team project management tool – monthly s | 220.85 |
| PC004868 | 26/02/2024 | WATERFORD IGA KARAWARA | Home Karawara Meat | 220.15 |
| PC004897 | 12/02/2024 | STK*Shutterstock 8666633954 NY | Stock footage - monthly subscription | 218.90 |
| PC004821 | 5/02/2024 | WATERFORD IGA KARAWARA | Meat - Home Karawara | 218.78 |
| PC004843 | 19/02/2024 | LANDGATE MIDLAND | Manning Men's Shed Lease Registration | 203.00 |
| PC004895 | 6/02/2024 | COLES 0296 Angelo StreeAUS | Service award | 200.00 |
| PC004903 | 19/02/2024 | A AND A PLASCTIC STRIP O'CONNOR WA | Plastic flap door | 198.00 |
| PC004906 | 21/02/2024 | FOODBANK OF WESTERN AU PERTH AIRPORWA | Donation | 194.60 |
| PC004857 | 22/02/2024 | SQ *LOST REALITY ESCAP Victoria ParWA | SPYB Escape room | 192.00 |
| PC004905 | 21/02/2024 | PRESTON STREET IGA COMO WA | WALG Engagement Network Meeting | 180.00 |
| PC004923 | 4/03/2024 | WCE MEMBERSHIP Melbourne AUS | WHS Conference | 150.00 |
| PC004824 | 6/02/2024 | HOST BIBRA LAKE WA | Home Karawara Kitchen Gloves | 137.50 |
| PC004842 | 16/02/2024 | PAPERLESS POST NEW YORK NY | WHS Conference | 135.00 |
| PC004846 | 20/02/2024 | COSTCO WHOLESALE AUSTR PERTH AIRPOR | Meeting with City of Greater Geraldton c | 127.68 |
| PC004854 | 22/02/2024 | CHEMISTWAREHOUSE ONLIN Preston AUS | First aid kit restock | 123.85 |
| PC004823 | 6/02/2024 | TELSTRA PAYBYPHONE MELBOURNE VIC | Home Karawara Phone | 118.37 |
| PC004829 | 13/02/2024 | DAN MURPHYS ONLINE BELLA VISTA AUS | Band rider - Sounds in the Park 2024 | 114.95 |
| PC004873 | 29/02/2024 | OFFICEWORKS BENTLEIGH EA | Citizenship bags | 109.56 |
| PC004856 | 22/02/2024 | ZAMBRERO VICTORIA PA VICTORIA PARWA | SPYN Dinner | 97.00 |
| PC004851 | 21/02/2024 | KMART MULGRAVE | 8 Drink jugs | 96.00 |
| PC004825 | 9/02/2024 | LANDGATE MIDLAND | Deposite Plan and Memorial for R33804 | 91.50 |
| PC004867 | 26/02/2024 | Old Bridge Cellars Co Como WA | Refreshments - business seminar | 90.90 |
| PC004838 | 14/02/2024 | SPOTLIGHT PTY LTD STH MELBOURNAUS | Purple Road Project - Wool | 84.19 |
| PC004855 | 22/02/2024 | KMART MULGRAVE | Hi Vis Vests | 80.00 |

| Reference | Date | Payee | Description | Amount (\$) |
|-----------|------------|--|--|-------------|
| PC004866 | 26/02/2024 | OFFICEWORKS 0602 SUBIACO AUS | Stationery | 79.00 |
| PC004827 | 12/02/2024 | SPOTLIGHT PTY LTD STH MELBOURNAUS | Polar fleece | 74.79 |
| PC004850 | 21/02/2024 | COLES 0296 Angelo StreeAUS | Band Sundries | 74.60 |
| PC004874 | 29/02/2024 | OFFICEWORKS BENTLEIGH EA | Citizenship bags | 73.04 |
| PC004848 | 21/02/2024 | SPOTLIGHT MELVILLE MYAREE WA | GBLC Art Program supplies | 63.00 |
| PC004862 | 23/02/2024 | COLES 0356 KARAWARA AUS | Home Karawara Groceries | 61.55 |
| PC004915 | 26/02/2024 | TRYBOOKING*WA Branch C SOUTH YARRA AUS | CBCA event tickets - PD | 61.00 |
| PC004852 | 21/02/2024 | SQ *LOST REALITY ESCAP Cannington WA | SPYN Escape Room Deposit | 60.00 |
| PC004860 | 23/02/2024 | WOOLWORTHS 4368 BENTLEY AUS | Farewell morning tea | 50.45 |
| PC004863 | 26/02/2024 | LIQUOR BARONS ON ANG SOUTH PERTH WA | Ice for concert | 45.00 |
| PC004864 | 26/02/2024 | COLES 0296 Angelo StreeAUS | Concert misc | 43.85 |
| PC004826 | 9/02/2024 | FACEBK *NHGSKYP7X2 fb.me/ads IRL | southside summer Advertising | 43.24 |
| PC004914 | 26/02/2024 | CASA LEVY PHILLIP | Drone registration | 40.00 |
| PC004858 | 23/02/2024 | PRESTON STREET IGA COMO WA | Meeting with City of Greater Geraldton c | 37.97 |
| PC004835 | 14/02/2024 | LANDGATE MIDLAND | Certificate of Title LR3170/620 | 30.50 |
| PC004836 | 14/02/2024 | LANDGATE MIDLAND | Certificate of Title LR3136/436 | 30.50 |
| PC004869 | 27/02/2024 | LANDGATE MIDLAND | Lease N833102 - Clublinks | 30.50 |
| PC004917 | 29/02/2024 | AIG Australia - VIC | Donna Conference Travel Expenses | 29.00 |
| PC004844 | 19/02/2024 | CPP Convention Centre Perth WA | parking Economic Development meeting | 24.23 |
| PC004859 | 23/02/2024 | SPUD SHED BENTLEY | Farewell Morning Tea | 22.46 |
| PC004865 | 26/02/2024 | BUNNINGS 392000 EAST VICTORI | Stationery | 22.00 |
| PC004841 | 16/02/2024 | WILSON PARKING PER114 PERTH WA | Parking to attend DPLH meeting | 16.20 |
| PC004833 | 13/02/2024 | COLES 0356 KARAWARA AUS | Home Karawara Groceries | 14.10 |
| PC004831 | 13/02/2024 | +INTNL TRANSACTION FEE | Process Framework Essentials | 12.53 |
| PC004849 | 21/02/2024 | OFFICEWORKS 0601 E VICTO AUS | GBLC Office Supplies | 12.00 |
| PC004820 | 5/02/2024 | AP COMO LPO COMO | Farewell Card | 5.99 |
| PC004902 | 19/02/2024 | +INTNL TRANSACTION FEE | Team project management tool – monthly s | 5.52 |
| PC004839 | 15/02/2024 | FARMER JACKS COMO COMO WA | Newspaper for Public Library Customers | 4.00 |
| PC004828 | 12/02/2024 | SPOTLIGHT PTY LTD STH MELBOURNAUS | 0.5m polar fleece refund | -2.70 |
| PC004909 | 22/02/2024 | DISPUTE ADJUSTMEN | Dispute | -186.07 |
| PC004910 | 22/02/2024 | DISPUTE ADJUSTMEN | Dispute | -258.45 |
| PC004912 | 22/02/2024 | DISPUTE ADJUSTMEN | Dispute | -270.57 |
| PC004913 | 22/02/2024 | DISPUTE ADJUSTMEN | Dispute | -277.18 |
| PC004911 | 22/02/2024 | DISPUTE ADJUSTMEN | Dispute | -278.87 |

Total Credit Card Payments

23,151.84

Fleet card Transactions

| Fleet No | Date | Payee | Description | Total |
|----------|------------|--|--|--------|
| F235379 | 1/02/2024 | BICTON (740) Unleaded (91 RON - E10) | 1HNY194Toyota KLUGER | 251.99 |
| F233532 | 10/02/2024 | AMPOL FOODARY FORREST HIG (040394) Unleade | 1HMH370Toyota RAV4 | 115.52 |
| F214781 | 9/02/2024 | AMPOL FOODARY BENTLEY (003061) Unleaded (9: | 1GVX498Mazda CX5 | 105.55 |
| F244208 | 4/02/2024 | BUSSELTON (032974) Diesel | 1HWR221DMax 23MY SX CREW CAB UTE HIGH RIDE | 103.94 |
| F235379 | 14/02/2024 | APPLECROSS (038521) Unleaded (91 RON - E10) | 1HNY194Toyota KLUGER | 84.80 |
| F225475 | 23/02/2024 | VICTORIA PARK EAST (384) Unleaded (91 RON - E1 | 1HEY275Lexus UX250H | 84.77 |
| F223072 | 11/02/2024 | DUNCRAIG (686) Unleaded (91 RON - E10) | 1HCS579CX5 GT | 84.25 |
| F247181 | 12/02/2024 | SOUTH PERTH (108) Unleaded (91 RON - E10) | 1HZB419Mazda CX5 | 83.64 |
| F241940 | 5/02/2024 | KARAWARA (941) Unleaded (91 RON - E10) | 1HTP235Yaris Cross GXL | 83.38 |
| F223072 | 4/02/2024 | DUNCRAIG (892) Unleaded (91 RON - E10) | 1HCS579CX5 GT | 75.11 |
| F214781 | 23/02/2024 | AMPOL FOODARY BENTLEY (004123) Unleaded (9: | 1GVX498Mazda CX5 | 74.39 |
| F209202 | 13/02/2024 | MANNING (547027) Unleaded (91 RON - E10) | Depot Small PlantDepot Small Plant | 73.81 |
| F209202 | 13/02/2024 | MANNING (547003) Diesel | 1ETK214Isuzu NPR300 | 72.96 |
| F236053 | 13/02/2024 | MOSMAN PARK (906) Unleaded (91 RON - E10) | 1HOL268Toyota RAV4 | 71.05 |
| F216428 | 3/02/2024 | SOUTH PERTH (002177) Premium Unleaded (98 RC | 1GW1648Lexus NX300H | 68.54 |
| F223146 | 13/02/2024 | VICTORIA PARK EAST (990) Unleaded (91 RON - E1 | 1HBW211Toyota RAV4 | 66.79 |
| F244208 | 1/02/2024 | MULLALOO (007151) Premium Diesel | 1HWR221DMax 23MY SX CREW CAB UTE HIGH RIDE | 63.75 |
| F240344 | 20/02/2024 | SOUTH PERTH (641) Unleaded (91 RON - E10) | 1HRX277Yaris Cross Hybrid GXL | 59.36 |
| F233532 | 19/02/2024 | BRIDGETOWN (000587) Unleaded (91 RON - E10) | 1HMH370Toyota RAV4 | 58.17 |
| F235379 | 19/02/2024 | FREMANTLE (043384) Unleaded (91 RON - E10) | 1HNY194Toyota KLUGER | 54.77 |
| F209202 | 20/02/2024 | KARAWARA (337) Diesel | 1GNM493John Deere 6095 | 51.06 |
| F247182 | 24/02/2024 | NORTH PERTH (005348) Unleaded (91 RON - E10) | 1HZB420Mazda CX5 | 49.55 |

| Reference | Date | Payee | Description | Amount (\$) |
|------------------------|------------|--|-----------------------------------|-----------------|
| F225475 | 3/02/2024 | VICTORIA PARK EAST (689) Unleaded (91 RON - E1 | 1HEY275Lexus UX250H | 48.94 |
| F223146 | 30/01/2024 | SOUTH PERTH (002033) Unleaded (91 RON - E10) | 1HBW211Toyota RAV4 | 47.39 |
| F247182 | 17/02/2024 | BALDIVIS (063348) Unleaded (91 RON - E10) | 1HZB420Mazda CX5 | 43.63 |
| F247181 | 17/02/2024 | SOUTH PERTH (308) Unleaded (91 RON - E10) | 1HZB419Mazda CX5 | 41.97 |
| F242186 | 18/02/2024 | AMPOL FOODARY SECRET HARB (005435) Unleade | 1HUA243Subaru OUTBACK AWD TOURING | 40.93 |
| F223072 | 18/02/2024 | DUNCRAIG (444) Unleaded (91 RON - E10) | 1HCS579CX5 GT | 40.60 |
| F236053 | 3/02/2024 | BELMONT (002152) Unleaded (91 RON - E10) | 1HOL268Toyota RAV4 | 40.04 |
| F223072 | 1/02/2024 | DUNCRAIG (777) Unleaded (91 RON - E10) | 1HCS579CX5 GT | 39.20 |
| F223072 | 25/02/2024 | DUNCRAIG (695) Unleaded (91 RON - E10) | 1HCS579CX5 GT | 37.96 |
| F241939 | 4/02/2024 | REDCLIFFE (503621) Clean and Detail | 1HTP234Toyota YARIS CROSS HYBRID | 36.41 |
| F241940 | 21/02/2024 | KARAWARA (665) Unleaded (91 RON - E10) | 1HTP235Yaris Cross GXL | 25.16 |
| F223146 | 27/02/2024 | VICTORIA PARK EAST (756) Unleaded (91 RON - E1 | 1HBW211Toyota RAV4 | 19.69 |
| F219658 | 27/02/2024 | MOSMAN PARK (440) Unleaded (91 RON - E10) | 1GZK670Toyota RAV4 | 14.95 |
| Grand Total | | | | 2,314.02 |
| Management Fee | | | | 228.90 |
| Total Fleetcare | | | | 2,542.92 |

City of South Perth
Statement of Financial Position
31st March 2024

| Details | 31 March 2024 | 31 March 2023 | 30 June 2024 |
|--------------------------------------|--------------------|--------------------|--------------------|
| | \$ | \$ | \$ |
| CURRENT ASSETS | | | |
| Cash & Cash Equivalents | 77,948,942 | 68,853,772 | 57,190,084 |
| Trade & Other Receivables | 6,720,156 | 6,305,851 | 8,662,347 |
| Other Current Assets | 1,933,888 | 2,057,739 | 1,516,877 |
| Assets Held For Sale | 23,057,508 | - | 23,057,508 |
| TOTAL CURRENT ASSETS | 109,660,494 | 77,217,363 | 90,426,816 |
| NON-CURRENT ASSETS | | | |
| Trade & Other Receivables | 9,820,378 | 14,430,812 | 10,019,569 |
| Investments (LGHT & RRC) | 240,345 | 234,542 | 240,345 |
| Property, Plant & Equipment | 312,938,133 | 370,174,147 | 313,372,003 |
| Infrastructure | 482,217,612 | 351,250,778 | 485,263,133 |
| Intangibles | 138,380 | 191,589 | 178,332 |
| TOTAL NON-CURRENT ASSETS | 805,354,847 | 736,281,868 | 809,073,382 |
| TOTAL ASSETS | 915,015,340 | 813,499,231 | 899,500,199 |
| CURRENT LIABILITIES | | | |
| Trade & Other Payables | 6,597,390 | 5,359,541 | 7,369,143 |
| Borrowings | 3,347,300 | 3,240,385 | 3,266,777 |
| Provisions | 4,460,252 | 4,403,001 | 4,550,352 |
| Leaseholder Liability | - | 23,767,427 | - |
| Liabilities Held For Sale | 24,847,671 | - | 24,007,406 |
| Grant Obligations | 5,932,632 | 469,692 | 5,758,533 |
| TOTAL CURRENT LIABILITIES | 45,185,246 | 37,240,046 | 44,952,211 |
| NON-CURRENT LIABILITIES | | | |
| Leaseholder Liability | - | 714,145 | - |
| Borrowings | 7,464,312 | 10,811,614 | 9,984,954 |
| Provisions | 551,917 | 658,643 | 551,917 |
| Grant Obligations | - | 5,500,000 | - |
| TOTAL NON-CURRENT LIABILITIES | 8,016,230 | 17,684,402 | 10,536,871 |
| TOTAL LIABILITIES | 53,201,476 | 54,924,448 | 55,489,082 |
| NET ASSETS | 861,813,864 | 758,574,783 | 844,011,117 |
| EQUITY | | | |
| Retained Surplus | 139,835,503 | 133,505,860 | 138,881,751 |
| Reserves - Cash Backed | 40,848,560 | 42,445,366 | 37,284,802 |
| Revaluation Surplus | 663,303,954 | 564,026,992 | 663,327,054 |
| Net Profit/Loss | 17,825,847 | 18,596,565 | 4,517,510 |
| TOTAL EQUITY | 861,813,864 | 758,574,783 | 844,011,117 |

**City of South Perth
Statement of Change in Equity
31st March 2024**

| | 31 March 2024 \$ | 31 March 2023 \$ | 30 June 2024 \$ |
|--|---------------------------------|---------------------------------|--------------------------------|
| RESERVES | | | |
| Cash Backed | | | |
| Balance at beginning of reporting period | 37,284,802 | 43,346,307 | 43,346,307 |
| Aggregate transfers to Retained Earnings | (2,659,579) | (8,877,637) | (16,956,444) |
| Aggregate transfers from Retained Earnings | 6,223,337 | 7,976,697 | 10,894,939 |
| Balance at end of reporting period | <u>\$ 40,848,560</u> | <u>\$ 42,445,366</u> | <u>\$ 37,284,802</u> |
| Non - Cash Backed | | | |
| Asset Revaluation Reserve | 663,303,954 | 564,026,992 | 663,327,054 |
| Balance at end of reporting period | <u>\$ 663,303,954</u> | <u>\$ 564,026,992</u> | <u>\$ 663,327,054</u> |
| TOTAL RESERVES | <u>\$ 704,152,514</u> | <u>\$ 606,472,358</u> | <u>\$ 700,611,856</u> |
| RETAINED EARNINGS | | | |
| Balance at beginning of reporting period | 143,399,261 | 132,604,920 | 132,604,920 |
| Realised Revaluation Reserve | - | - | 215,327 |
| Change in Net Assets from Operations | 17,825,847 | 18,596,565 | 4,517,510 |
| Aggregate transfers to Reserves | (6,223,337) | (7,976,697) | (10,894,939) |
| Aggregate transfers from Reserves | 2,659,579 | 8,877,637 | 16,956,444 |
| Balance at end of reporting period | <u>\$ 157,661,351</u> | <u>\$ 152,102,425</u> | <u>\$ 143,399,261</u> |
| TOTAL EQUITY | <u>\$ 861,813,864</u> | <u>\$ 758,574,783</u> | <u>\$ 844,011,117</u> |

**City of South Perth
Statement of Financial Activity
31 March 2024**

| Original Budget 2023/24 | Revised Budget 2023/24 | | YTD Budget | YTD Actual | YTD Variance Budget | Note | YTD % Variance Budget |
|---|------------------------------|--|--------------------|--------------------|------------------------|----------|-----------------------------|
| OPERATING ACTIVITIES | | | | | | | |
| Revenue from Operating Activities | | | | | | | |
| 43,416,628 | 43,446,628 | Rates revenue | 43,406,628 | 43,410,324 | 3,696 | F | 0% |
| 20,679,596 | 21,157,219 | Fees and charges | 18,505,406 | 18,600,008 | 94,602 | F | 1% |
| 1,790,672 | 1,869,608 | Grants, subsidies and contributions | 267,155 | 272,025 | 4,870 | F | 2% |
| 2,774,608 | 4,117,697 | Interest revenue | 3,546,233 | 3,598,330 | 52,098 | F | 1% |
| 635,450 | 588,360 | Other revenue | 364,500 | 360,837 | (3,663) | U | -1% |
| 69,296,954 | 71,179,512 | | 66,089,921 | 66,241,524 | 151,603 | F | 0% |
| Expenditure from operating activities | | | | | | | |
| 27,552,804 | 27,185,351 | Employee expenses | 19,656,184 | 19,537,495 | 118,690 | F | 1% |
| 25,397,822 | 25,071,997 | Materials and contracts | 16,282,689 | 16,505,035 | (222,346) | U | -1% |
| 1,967,100 | 1,977,404 | Utility charges | 1,424,722 | 1,426,787 | (2,065) | U | 0% |
| 761,312 | 773,027 | Insurance expenses | 773,027 | 757,937 | 15,090 | F | 2% |
| 12,995,660 | 13,758,696 | Depreciation and amortisation | 10,330,400 | 10,304,804 | 25,595 | F | 0% |
| 1,208,779 | 1,182,661 | Other expenses | 929,333 | 899,021 | 30,312 | F | 3% |
| 474,555 | 474,555 | Interest expenses | 348,285 | 348,283 | 2 | F | 0% |
| 70,358,034 | 70,423,692 | | 49,744,639 | 49,779,362 | (34,722) | U | 0% |
| (1,061,080) | 755,820 | Net Operating Surplus/ (Deficit) | 16,345,282 | 16,462,163 | 116,881 | F | 1% |
| Operating activities excluded from budgeted deficiency | | | | | | | |
| 12,995,660 | 13,758,696 | Depreciation excluded from operating activity | 10,330,400 | 10,304,804 | 25,595 | F | 0% |
| 11,934,580 | 14,514,516 | Amount attributable to Operating Activities | 26,675,682 | 26,766,967 | 91,285 | F | 0% |
| INVESTING ACTIVITIES - INFLOWS / (OUTFLOWS) | | | | | | | |
| 2,406,645 | 2,400,775 | Capital grants, subsidies and contributions | 1,286,584 | 1,293,265 | 6,681 | F | 1% |
| 284,000 | 210,217 | Proceeds on Disposal of Assets | 210,217 | 137,424 | (72,793) | U | -35% |
| (5,261,500) | (5,271,263) | Payments for purchase of property, plant & equipment | (2,024,027) | (1,914,669) | 109,358 | F | 5% |
| (9,498,949) | (10,054,143) | Payments for construction of infrastructure | (4,818,087) | (4,960,823) | (142,736) | U | -3% |
| (12,069,804) | (12,714,414) | Amount attributable to Investing Activities | (5,345,312) | (5,444,802) | (99,490) | U | -2% |
| FINANCING ACTIVITIES - INFLOW / (OUTFLOWS) | | | | | | | |
| 9,483,362 | 4,455,508 | Transfers from cash backed reserves (restricted assets) | 2,107,075 | 2,659,579 | 552,504 | F | 26% |
| 51,210 | 51,210 | Proceeds from self supporting loans | 38,196 | 38,196 | - | | 0% |
| 4,122,471 | 4,236,397 | Underground Power | 4,236,397 | 3,643,889 | (592,508) | U | -14% |
| (3,266,777) | (3,266,777) | Loan Principal Repayments | (2,440,116) | (2,440,118) | (2) | U | 0% |
| (11,722,222) | (12,961,422) | Transfers to Reserves | (6,196,498) | (6,223,337) | (26,839) | U | 0% |
| (5,500,000) | (300,000) | Movement in Grant Obligations | - | - | - | | 0% |
| - | - | Movement in CPV Non Current Liability | - | 840,265 | 840,265 | F | 0% |
| - | - | Movement in Deferred Rates (Non-Current) | - | 10,541 | 10,541 | F | 0% |
| (6,831,955) | (7,785,082) | Amount attributable to Financing Activities | (2,254,946) | (1,470,986) | 783,960 | F | 35% |
| MOVEMENT IN SURPLUS OR DEFICIT | | | | | | | |
| 6,917,178 | 13,018,134 | Surplus or deficit at the start of the financial year | 6,917,178 | 13,018,134 | 6,100,956 | F | 88% |
| 11,934,580 | 14,514,516 | Amount attributable to operating activities | 26,675,682 | 26,766,967 | 91,285 | F | 0% |
| (12,069,804) | (12,714,414) | Amount attributable to investing activities | (5,345,312) | (5,444,802) | (99,490) | U | -2% |
| (6,831,955) | (7,785,082) | Amount attributable to financing activities | (2,254,946) | (1,470,986) | 783,960 | F | 35% |
| (50,000) | 7,033,154 | Surplus or deficit at the end of the period | 25,992,601 | 32,869,313 | 6,876,712 | F | 26% |

City of South Perth 2023/2024 Operating Revenue and Expenditure Budget Versus Actual

31-March-2024

| Key Responsibility Area | YTD Budget \$ | YTD Actual \$ | Variance \$ | Var F/U | Var % | Revised Budget \$ | Original Budget \$ |
|---|---------------------|---------------------|----------------|------------|----------|-------------------------|--------------------------|
| REVENUE | | | | | | | |
| Corporate Services | | | | | | | |
| Governance | | | | | | | |
| Animal Care Facility | 152,974 | 176,238 | 23,264 | F | 15% | 161,911 | 120,000 |
| Fire Prevention | 1,750 | 2,225 | 475 | F | 27% | 2,000 | 7,000 |
| Parking | 1,894,733 | 1,907,889 | 13,156 | F | 1% | 2,307,781 | 2,317,728 |
| Rangers | 61,032 | 54,013 | (7,019) | U | -12% | 80,500 | 83,500 |
| Total Revenue - Governance | 2,110,489 | 2,140,364 | 29,875 | F | 1% | 2,552,192 | 2,528,228 |
| Finance | | | | | | | |
| Investment Activities | 2,589,512 | 2,636,519 | 47,008 | F | 2% | 4,106,176 | 2,819,812 |
| Financial Services | 3,000 | 2,236 | (764) | U | -25% | 59,340 | 56,300 |
| Rating Services | 44,100,871 | 44,106,466 | 5,595 | F | 0% | 44,179,254 | 44,125,397 |
| Property Management - Commercial | 253,087 | 254,329 | 1,242 | F | 0% | 292,764 | 280,434 |
| Recoverable Costs | 62,911 | 68,810 | 5,899 | F | 9% | 69,061 | 36,000 |
| Total Revenue - Finance | 47,009,380 | 47,068,360 | 58,980 | F | 0% | 48,706,595 | 47,317,943 |
| Corporate Services Total | 49,119,870 | 49,208,724 | 88,855 | F | 0% | 51,258,786 | 49,846,171 |
| Development & Community Services | | | | | | | |
| Collier Park Village | | | | | | | |
| Collier Park Village | 1,875,457 | 1,881,465 | 6,008 | F | 0% | 2,458,473 | 2,370,018 |
| Collier Park Community Centre | 4,875 | 4,425 | (450) | U | -9% | 6,500 | 6,500 |
| Total Revenue - Collier Park Village | 1,880,332 | 1,885,889 | 5,558 | F | 0% | 2,464,973 | 2,376,518 |
| Community Development | | | | | | | |
| Community Projects | 33,250 | 32,820 | (430) | U | -1% | 34,750 | 62,831 |
| Community Events | 53,000 | 52,624 | (376) | U | -1% | 57,000 | 54,000 |
| Major Events | 3,000 | 3,000 | - | | 0% | 15,000 | 30,000 |
| Facility Hire | 412,500 | 415,131 | 2,631 | F | 1% | 510,000 | 435,000 |
| Recreation Admin | 156,706 | 155,624 | (1,082) | U | -1% | 208,941 | 193,000 |
| George Burnett Leisure Centre Operations | 135,000 | 131,296 | (3,704) | U | -3% | 180,000 | 200,000 |
| Total Revenue - Community Development | 793,456 | 790,495 | (2,961) | U | 0% | 1,005,691 | 974,831 |
| Library | | | | | | | |
| Library Services | 5,532 | 5,632 | 99 | F | 2% | 6,810 | 22,750 |
| Civic Centre Library | 10,300 | 11,390 | 1,090 | F | 11% | 11,600 | 11,600 |
| Manning Library | 7,125 | 6,225 | (900) | U | -13% | 9,500 | 7,000 |
| Old Mill | 5,100 | 5,321 | 221 | F | 4% | 6,800 | 6,800 |
| Total Revenue - Library | 28,057 | 28,568 | 511 | F | 2% | 34,710 | 48,150 |
| Statutory Planning | | | | | | | |
| Planning Services | 279,750 | 277,446 | (2,304) | U | -1% | 325,000 | 525,000 |
| Building Services | 217,500 | 221,887 | 4,387 | F | 2% | 250,000 | 275,000 |
| Pool Services | 160,000 | 157,700 | (2,300) | U | -1% | 160,000 | 100,000 |
| Health Services | 8,775 | 11,663 | 2,888 | F | 33% | 11,700 | 5,000 |
| Preventative Services | 128,875 | 130,535 | 1,660 | F | 1% | 134,500 | 155,000 |
| Total Revenue - Statutory Planning | 794,900 | 799,231 | 4,331 | F | 1% | 881,200 | 1,060,000 |
| Development & Community Services Total | 3,496,745 | 3,504,184 | 7,438 | F | 0% | 4,386,574 | 4,459,499 |
| Infrastructure | | | | | | | |
| Engineering | | | | | | | |
| Network Operations | 14,750 | 21,927 | 7,177 | F | 49% | 25,000 | 30,000 |
| Underground Power | - | (1,169) | (1,169) | U | 100% | - | 65,000 |
| Roads and Drainage | 173,749 | 173,701 | (48) | U | 0% | 616,463 | 607,967 |
| Total Revenue - Engineering | 188,499 | 194,459 | 5,960 | F | 3% | 641,463 | 702,967 |
| Parks and Environment | | | | | | | |
| CPGC | 4,546,591 | 4,578,544 | 31,953 | F | 1% | 5,897,074 | 5,487,890 |
| Park Operations | 222,851 | 232,211 | 9,360 | F | 4% | 393,651 | 403,000 |
| Total Revenue - Parks and Environment | 4,769,442 | 4,810,755 | 41,313 | F | 1% | 6,290,725 | 5,890,890 |

| Key Responsibility Area | YTD Budget \$ | YTD Actual \$ | Variance \$ | Var F/U | Var % | Revised Budget \$ | Original Budget \$ |
|--|---------------------|---------------------|----------------|------------|-----------|-------------------------|--------------------------|
| Waste, Fleet & Facilities | | | | | | | |
| Building & Assets | 3,569 | 3,569 | (0) | U | 0% | 3,569 | - |
| Fleet Management | 23,832 | 25,670 | 1,838 | F | 8% | 31,882 | 25,000 |
| Recycling Centre | 89,755 | 88,756 | (999) | U | -1% | 121,275 | 120,000 |
| Waste Collection | 8,398,209 | 8,405,407 | 7,198 | F | 0% | 8,445,237 | 8,252,427 |
| Total Revenue - Waste, Fleet & Facilities | 8,515,365 | 8,523,402 | 8,037 | F | 0% | 8,601,963 | 8,397,427 |
| Infrastructure Total | 13,473,306 | 13,528,617 | 55,310 | F | 0% | 15,534,151 | 14,991,284 |
| Total Revenue | 66,089,921 | 66,241,524 | 151,603 | F | 0% | 71,179,512 | 69,296,954 |
| EXPENDITURE | | | | | | | |
| Office of the CEO | | | | | | | |
| Office of the CEO | 363,991 | 355,886 | 8,105 | F | 2% | 629,638 | 640,763 |
| Total Expense - Office of the CEO | 363,991 | 355,886 | 8,105 | F | 2% | 629,638 | 640,763 |
| Office of the CEO Total | 363,991 | 355,886 | 8,105 | F | 2% | 629,638 | 640,763 |
| Corporate Services | | | | | | | |
| Director of Corporate Services | 202,228 | 208,644 | (6,416) | U | -3% | 279,643 | 279,445 |
| Total Expense - Director of Corporate Services | 202,228 | 208,644 | (6,416) | U | -3% | 279,643 | 279,445 |
| Customer, Communications & Engagement | | | | | | | |
| Customer Services Admin | 906,918 | 905,116 | 1,802 | F | 0% | 1,270,242 | 1,273,384 |
| Marketing & Communications | 516,664 | 508,458 | 8,205 | F | 2% | 712,360 | 694,253 |
| Publications | 53,330 | 54,029 | (699) | U | -1% | 91,330 | 113,000 |
| Total Expense - Customer, Communications & Engagement | 1,476,911 | 1,467,603 | 9,308 | F | 1% | 2,073,932 | 2,080,637 |
| Finance | | | | | | | |
| Investment Activities | 107,076 | 107,074 | 2 | F | 0% | 149,969 | 149,969 |
| Financial Services | 2,023,510 | 2,006,728 | 16,781 | F | 1% | 2,655,375 | 2,611,558 |
| Rating Services | 229,607 | 203,152 | 26,455 | F | 12% | 391,101 | 386,667 |
| Property Management - Commercial | 18,708 | 20,208 | (1,500) | U | -8% | 18,708 | - |
| Recoverable Costs | 111,643 | 117,969 | (6,326) | U | -6% | 148,199 | 142,800 |
| PreSchools | 38,193 | 38,203 | (10) | U | 0% | 50,832 | 43,021 |
| Total Expense - Finance | 2,528,736 | 2,493,334 | 35,402 | F | 1% | 3,414,183 | 3,334,015 |
| Information Technology | | | | | | | |
| Information Services | 3,239,870 | 3,252,284 | (12,414) | U | 0% | 5,084,491 | 5,269,176 |
| Records Management | 158,539 | 155,155 | 3,384 | F | 2% | 216,947 | 216,947 |
| Total Expense - Information Technology | 3,398,409 | 3,407,439 | (9,030) | U | 0% | 5,301,438 | 5,486,123 |
| Governance | | | | | | | |
| Governance Admin | 658,771 | 663,020 | (4,249) | U | -1% | 918,598 | 952,251 |
| Council Members | 646,336 | 632,278 | 14,058 | F | 2% | 741,888 | 741,888 |
| Council Functions | 116,692 | 111,374 | 5,318 | F | 5% | 209,954 | 201,352 |
| Animal Care Facility | 218,704 | 216,032 | 2,671 | F | 1% | 295,130 | 419,116 |
| Fire Prevention | 60,075 | 61,624 | (1,548) | U | -3% | 63,473 | 69,633 |
| Parking | 689,316 | 686,913 | 2,403 | F | 0% | 1,014,192 | 1,051,900 |
| Rangers | 327,838 | 340,905 | (13,067) | U | -4% | 454,558 | 293,432 |
| Total Expense - Governance | 2,717,732 | 2,712,146 | 5,586 | F | 0% | 3,697,793 | 3,729,572 |
| People & Performance | | | | | | | |
| Organisational Performance | 144,938 | 145,681 | (743) | U | -1% | 240,257 | 192,126 |
| Human Resources | 818,340 | 838,210 | (19,870) | U | -2% | 1,131,397 | 1,104,089 |
| Work Health & Safety | 249,311 | 239,634 | 9,677 | F | 4% | 327,598 | 321,778 |
| Total Expense - People & Performance | 1,212,589 | 1,223,525 | (10,936) | U | -1% | 1,699,252 | 1,617,993 |
| Corporate Services Total | 11,536,605 | 11,512,690 | 23,915 | F | 0% | 16,466,241 | 16,527,784 |
| Development & Community Services | | | | | | | |
| Development & Community Services | 168,215 | 161,155 | 7,059 | F | 4% | 303,752 | 350,090 |
| Total Expense - Director of Development & Community Services | 168,215 | 161,155 | 7,059 | F | 4% | 303,752 | 350,090 |

| Key Responsibility Area | YTD Budget \$ | YTD Actual \$ | Variance \$ | Var F/U | Var % | Revised Budget \$ | Original Budget \$ |
|---|---------------------|---------------------|-----------------|------------|-----------|-------------------------|--------------------------|
| Community Development | | | | | | | |
| CCR Admin | 446,479 | 447,737 | (1,258) | U | 0% | 618,501 | 594,424 |
| Community Projects | 430,520 | 402,669 | 27,851 | F | 6% | 655,375 | 573,080 |
| Citizens Centre - South Perth | 101,250 | 103,610 | (2,360) | U | -2% | 111,372 | 213,577 |
| Citizens Centre - Manning | 110,956 | 108,967 | 1,989 | F | 2% | 150,296 | 161,594 |
| Community Events | 533,012 | 550,903 | (17,891) | U | -3% | 707,006 | 708,107 |
| Major Events | 70,000 | 69,240 | 760 | F | 1% | 70,000 | 85,512 |
| Summer Events | 143,750 | 179,910 | (36,160) | U | -25% | 213,000 | 220,000 |
| Functions | 41,250 | 28,475 | 12,775 | F | 31% | 55,000 | 55,000 |
| Public Art | 57,364 | 49,302 | 8,063 | F | 14% | 76,418 | 88,935 |
| Facility Hire | 390,790 | 371,667 | 19,123 | F | 5% | 597,351 | 625,833 |
| George Burnett Leisure Centre Operations | 386,749 | 383,193 | 3,556 | F | 1% | 561,372 | 558,387 |
| Total Expense - Community Development | 2,712,119 | 2,695,672 | 16,447 | F | 1% | 3,815,691 | 3,884,449 |
| Collier Park Village | | | | | | | |
| Collier Park Village | 1,224,711 | 1,241,688 | (16,977) | U | -1% | 1,566,488 | 2,519,394 |
| Total Expense - Collier Park Village | 1,224,711 | 1,241,688 | (16,977) | U | -1% | 1,566,488 | 2,519,394 |
| Library | | | | | | | |
| Civic Centre Library | 1,150,838 | 1,237,510 | (86,672) | U | -8% | 1,614,997 | 1,558,590 |
| Manning Library | 765,401 | 771,396 | (5,994) | U | -1% | 1,013,107 | 993,112 |
| Old Mill | 65,854 | 38,785 | 27,069 | F | 41% | 104,894 | 114,614 |
| Heritage House | 27,040 | 27,042 | (2) | U | 0% | 32,678 | 25,525 |
| Total Expense - Library | 2,009,133 | 2,074,732 | (65,599) | U | -3% | 2,765,676 | 2,691,841 |
| Statutory Planning | | | | | | | |
| Planning Services | 963,430 | 959,671 | 3,760 | F | 0% | 1,355,489 | 1,335,231 |
| Compliance | 58,530 | 62,416 | (3,886) | U | -7% | 80,053 | 174,412 |
| Building Services | 288,728 | 278,655 | 10,073 | F | 3% | 416,526 | 555,709 |
| Health Services | 453,873 | 445,679 | 8,195 | F | 2% | 609,075 | 537,794 |
| Analytical Services | 9,375 | 9,698 | (323) | U | -3% | 12,500 | 13,000 |
| Pest Control | 29,000 | 29,621 | (621) | U | -2% | 40,000 | 50,000 |
| Total Expense - Statutory Planning | 1,802,936 | 1,785,740 | 17,196 | F | 1% | 2,513,644 | 2,666,146 |
| Strategic Planning | | | | | | | |
| Strategic Planning | 532,812 | 524,833 | 7,979 | F | 1% | 739,470 | 874,745 |
| Total Expense - Strategic Planning | 532,812 | 524,833 | 7,979 | F | 1% | 739,470 | 874,745 |
| Development & Community Services Total | 8,449,927 | 8,483,820 | (33,893) | U | 0% | 11,704,720 | 12,986,665 |
| Infrastructure | | | | | | | |
| Director Infrastructure Services | | | | | | | |
| Director Infrastructure Services | 266,199 | 262,673 | 3,526 | F | 1% | 406,876 | 514,482 |
| Total Expense - Director Infrastructure Services | 266,199 | 262,673 | 3,526 | F | 1% | 406,876 | 514,482 |
| Assets and Infrastructure Support | | | | | | | |
| Assets and Infrastructure Support | 667,966 | 660,457 | 7,509 | F | 1% | 994,866 | 394,242 |
| Total Expense - Assets and Infrastructure Support | 667,966 | 660,457 | 7,509 | F | 1% | 994,866 | 394,242 |
| Engineering | | | | | | | |
| Engineering Administration | 355,690 | 245,421 | 110,269 | F | 31% | 546,283 | 353,521 |
| Asset and Planning | - | - | - | | 0% | - | 393,939 |
| Civil Design | 479,590 | 453,399 | 26,191 | F | 5% | 760,057 | 621,141 |
| Network Operations | 30,000 | 50,138 | (20,138) | U | -67% | 120,000 | 248,341 |
| Underground Power | 190,495 | 190,495 | - | | 0% | 356,593 | 356,593 |
| Roads and Drainage | 8,011,094 | 8,097,222 | (86,128) | U | -1% | 11,325,099 | 10,816,655 |
| Total Expense - Engineering | 9,066,870 | 9,036,675 | 30,195 | F | 0% | 13,108,031 | 12,790,190 |
| Park and Environment | | | | | | | |
| Parks and Environment Administration | 289,913 | 204,222 | 85,691 | F | 30% | 396,723 | 539,528 |
| CPGC | 2,839,378 | 2,845,729 | (6,351) | U | 0% | 3,871,904 | 3,626,716 |
| Park Operations | 7,924,416 | 8,009,547 | (85,131) | U | -1% | 10,924,402 | 10,433,986 |
| Total Expense - Parks and Environment | 11,053,708 | 11,059,498 | (5,791) | U | 0% | 15,193,028 | 14,600,230 |

| Key Responsibility Area | YTD Budget \$ | YTD Actual \$ | Variance \$ | Var F/U | Var % | Revised Budget \$ | Original Budget \$ |
|--|---------------------|---------------------|-----------------|------------|-----------|-------------------------|--------------------------|
| Waste, Fleet & Facilities | | | | | | | |
| Waste, Fleet and Facilities Administration | 350,984 | 392,203 | (41,219) | U | -12% | 504,705 | 593,390 |
| Environment | 335,397 | 426,186 | (90,788) | U | -27% | 450,420 | 576,088 |
| Fleet Management | 1,074,862 | 995,832 | 79,029 | F | 7% | 1,447,391 | 1,422,042 |
| Recycling Centre | 326,996 | 324,788 | 2,208 | F | 1% | 509,993 | 513,952 |
| Waste Collection | 3,104,930 | 3,091,752 | 13,177 | F | 0% | 4,366,851 | 4,377,851 |
| Recycling Collection | 802,846 | 817,300 | (14,454) | U | -2% | 1,304,928 | 1,394,905 |
| Building & Assets | 2,343,359 | 2,359,601 | (16,242) | U | -1% | 3,336,002 | 3,025,449 |
| | | | - | | 0% | - | |
| Total Expense - Waste, Fleet & Facilities | 8,339,373 | 8,407,662 | (68,289) | U | -1% | 11,920,291 | 11,903,677 |
| Infrastructure Total | 29,394,116 | 29,426,965 | (32,849) | U | 0% | 41,623,093 | 40,202,821 |
| Total Expenditure | 49,744,639 | 49,779,362 | (34,722) | U | 0% | 70,423,692 | 70,358,033 |
| Net Position | 16,345,282 | 16,462,163 | 116,881 | F | 1% | 755,820 | (1,061,079) |

City of South Perth Collier Park Golf Club - Mini Golf

31 March 2024

1. Actual Revenue

| | * March 2024 Actual \$ | YTD Actual \$ | Prior Year Actual Total \$ |
|-------------|------------------------------|---------------------|----------------------------------|
| Revenue | 27,299 | 235,406 | 280,947 |
| Expenses | 6,808 | 61,744 | 82,839 |
| Net Revenue | 20,491 | 173,663 | 198,108 |

* Estimate based on figures from the Course Controller.

2. Capital Expenditure

| | |
|-----------------------------|--------------------|
| a) Initial Expenditure | \$1,983,117 |
| b) Accumulated Depreciation | \$221,038 |
| c) Net Carrying Value | <u>\$1,762,078</u> |

3. Business Case Assumptions

| | |
|--------------------------------------|-------------|
| a) Annual Revenue (page 5) | \$350,000 |
| Payback Period (page 5) | 6 years |
| b) Capital Cost of Facility (page 3) | \$2,000,000 |
| c) Annual Operating Cost (page 5) | \$100,000 |

Note page reference is per Council adopted Business Plan

4. Return of Revenue to the Major Community Facilities Reserve

| | * March 2024 Actual \$ | YTD Actual \$ | Prior Year Actual Total \$ |
|--|------------------------------|---------------------|----------------------------------|
| Return to the Major Community Facilities Reserve | 27,299 | 235,406 | 280,947 |

* Estimate based on figures from the Course Controller.

City of South Perth Recreational Aquatic Facility

31 March 2024

| | July Actual \$ | YTD Actual \$ | Prior Years Actual Total \$ |
|--|----------------------|---------------------|-----------------------------------|
| 1. Inception to date (ITD) expenditure | - | - | 1,639,426 |

As at 05-Apr-2024 13:22:36

City of South Perth
2023/2024 - Significant Variance Analysis
31-March-2024
(Budget Versus Actual)

1. Operating Revenue and Expenditure by Business Unit

| Key Responsibility Area | YTD Revised Budget (\$) | YTD Actual (\$) | Variance (\$) | Var F/U | Var % | Revised Budget (\$) | Original Budget (\$) | Variance Analysis & Commentary Significant Variances: \$10,000 or 10% the greater of |
|---|-------------------------|-------------------|-----------------|----------|-----------|---------------------|----------------------|--|
| REVENUE | | | | | | | | |
| Directorate - Corporate Services | | | | | | | | |
| Finance | 47,009,380 | 47,068,360 | 58,980 | F | 0% | 48,706,595 | 47,317,943 | Favourable mainly due to interest timing variance. |
| Governance | 2,110,489 | 2,140,364 | 29,875 | F | 1% | 2,552,192 | 2,528,228 | Timing variance, mainly in Parking meter revenues. |
| Total Revenue - Corporate Services | 49,119,870 | 49,208,724 | 88,855 | F | 0% | 51,258,786 | 49,846,171 | |
| Directorate - Development & Community Services | | | | | | | | |
| Collier Park Village | 1,880,332 | 1,885,889 | 5,558 | F | 0% | 2,464,973 | 2,376,518 | Insignificant Variance |
| Community Development | 793,456 | 790,495 | (2,961) | U | 0% | 1,005,691 | 974,831 | Insignificant Variance |
| Library | 28,057 | 28,568 | 511 | F | 2% | 34,710 | 48,150 | Insignificant Variance |
| Statutory Planning | 794,900 | 799,231 | 4,331 | F | 1% | 881,200 | 1,060,000 | Insignificant Variance |
| Total Revenue - Development & Community Services | 3,496,745 | 3,504,184 | 7,438 | F | 0% | 4,386,574 | 4,459,499 | |
| Directorate - Infrastructure Services | | | | | | | | |
| Engineering | 188,499 | 194,459 | 5,960 | F | 3% | 641,463 | 702,967 | Insignificant Variance |
| Parks and Environment | 4,769,442 | 4,810,755 | 41,313 | F | 1% | 6,290,725 | 5,890,890 | Timing variance, mainly in Collier Park Golf Course |
| Waste, Fleet & Facilities | 8,515,365 | 8,523,402 | 8,037 | F | 0% | 8,601,963 | 8,397,427 | Insignificant Variance |
| Total Revenue - Infrastructure Services | 13,473,306 | 13,528,617 | 55,310 | F | 0% | 15,534,151 | 14,991,284 | |
| Total Revenue | 66,089,921 | 66,241,524 | 151,603 | F | 0% | 71,179,512 | 69,296,954 | |
| EXPENDITURE | | | | | | | | |
| Chief Executive's Office | | | | | | | | |
| Office of the CEO | 363,991 | 355,886 | 8,105 | F | 2% | 629,638 | 640,763 | Insignificant Variance |
| Total Expense - Chief Executive's Office | 363,991 | 355,886 | 8,105 | F | 2% | 629,638 | 640,763 | |
| Directorate - Corporate Services | | | | | | | | |
| Director of Corporate Services | 202,228 | 208,644 | (6,416) | U | -3% | 279,643 | 279,445 | Insignificant Variance |
| Customer, Communications & Engagement | 1,476,911 | 1,467,603 | 9,308 | F | 1% | 2,073,932 | 2,080,637 | Insignificant Variance |
| Finance | 2,528,736 | 2,493,334 | 35,402 | F | 1% | 3,414,183 | 3,334,015 | Favourable mainly in Salaries and Wages due to timing. |
| Information Technology | 3,398,409 | 3,407,439 | (9,030) | U | 0% | 5,301,438 | 5,486,123 | Insignificant Variance |
| Governance | 2,717,732 | 2,712,146 | 5,586 | F | 0% | 3,697,793 | 3,729,572 | Insignificant Variance |
| People & Performance | 1,212,589 | 1,223,525 | (10,936) | U | -1% | 1,699,252 | 1,617,993 | Permanent variance, Consultants (\$27k) offset by Training course (\$8k) and WHS Health Initiatives (\$5k) and Salaries and Wages (\$6k) |
| Total Expense - Corporate Services | 11,536,605 | 11,512,690 | 23,915 | F | 0% | 16,466,241 | 16,527,784 | |
| Directorate - Development & Community Services | | | | | | | | |
| Director of Development & Community Services | 168,215 | 161,155 | 7,059 | F | 4% | 303,752 | 350,090 | Insignificant Variance |
| Community Development | 2,712,119 | 2,695,672 | 16,447 | F | 1% | 3,815,691 | 3,884,449 | Timing variance due mainly due to Donations and subsidies. |
| Collier Park Village | 1,224,711 | 1,241,688 | (16,977) | U | -1% | 1,566,488 | 2,519,394 | Lower due to timing, mainly in Salaries and Wages |
| Library | 2,009,133 | 2,074,732 | (65,599) | U | -3% | 2,765,676 | 2,691,841 | Partly permanent variance due to Salaries and wages. |
| Statutory Planning | 1,802,936 | 1,785,740 | 17,196 | F | 1% | 2,513,644 | 2,666,146 | Lower due to timing, mainly in Salaries and Wages |
| Strategic Planning | 532,812 | 524,833 | 7,979 | F | 1% | 739,470 | 874,745 | Insignificant Variance |
| Total Expense - Development & Community Services | 8,449,927 | 8,483,820 | (33,893) | U | 0% | 11,704,720 | 12,986,665 | |
| Directorate - Infrastructure Services | | | | | | | | |
| Director Infrastructure Services | 266,199 | 262,673 | 3,526 | F | 1% | 406,876 | 514,482 | Insignificant Variance |
| Assets and Infrastructure Support | 667,966 | 660,457 | 7,509 | F | 1% | 994,866 | 394,242 | Insignificant Variance |
| Engineering | 9,066,870 | 9,036,675 | 30,195 | F | 0% | 13,108,031 | 12,790,190 | Lower due to timing, mainly in Salaries and Wages |
| Parks and Environment | 11,053,708 | 11,059,498 | (5,791) | U | 0% | 15,193,028 | 14,600,230 | Insignificant Variance |
| Waste, Fleet & Facilities | 8,339,373 | 8,407,662 | (68,289) | U | -1% | 11,920,291 | 11,903,677 | Higher due to timing, mainly in Salaries and Wages |
| Total Expense - Infrastructure Services | 29,394,116 | 29,426,965 | (32,849) | U | 0% | 41,623,093 | 40,202,821 | |
| Total Expenditure | 49,744,639 | 49,779,362 | (34,722) | U | 0% | 70,423,692 | 70,358,033 | |
| Net Position | 16,345,282 | 16,462,163 | 116,881 | F | 1% | 755,820 | (1,061,079) | |

| Key Responsibility Area | YTD Revised Budget (\$) | YTD Actual (\$) | Variance (\$) | Var F/U | Var % | Revised Budget (\$) | Original Budget (\$) | <i>Variance Analysis & Commentary</i> <i>Significant Variances: \$10,000 or 10% the greater of</i> |
|-------------------------|-------------------------|-----------------|---------------|---------|-------|---------------------|----------------------|---|
|-------------------------|-------------------------|-----------------|---------------|---------|-------|---------------------|----------------------|---|

2. Capital Revenue and Expenditure

Capital variance based on the subtotals contained in the f. Capital Revenue and Expenditure Report

| CAPITAL REVENUE | | | | | | | | |
|------------------------------|------------------|------------------|--------------|----------|-----------|------------------|------------------|---|
| Park Operations | 26,175 | 26,732 | 557 | F | 2% | 258,695 | 1,190,816 | Insignificant Variance |
| Roads | 1,260,409 | 1,229,533 | (30,876) | U | -2% | 1,842,079 | 1,215,829 | Variance mainly due to recognition of Grant Revenue. Pether Road to Curtin Uni Cycle Link (\$168k) and Low Cost Urban Road Safety 22/23 (\$32k). Offset by Civic Heart Streetscape Enhancement (\$167k) |
| Building Maintenance | - | - | - | | | 300,000 | - | |
| Artworks | - | 37,000 | 37,000 | F | 100% | - | - | Cash-in-Lieu public art contribution. |
| Total Capital Revenue | 1,286,584 | 1,293,265 | 6,681 | F | 1% | 2,400,775 | 2,406,645 | |

| CAPITAL EXPENDITURE | | | | | | | | |
|--|--------------------|--------------------|-----------------|----------|-----------|---------------------|---------------------|--|
| Drainage | 182,500 | 181,110 | 1,390 | F | 1% | 430,000 | 915,000 | Insignificant Variance |
| Pathways | 315,369 | 552,378 | (237,009) | U | -75% | 1,244,738 | 1,139,900 | Variance due to timing. Pether Road to Curtin Uni Cycle Link (\$227k) and Hayman Road-Douglas Ave/Lawler St Protected Bike Lane (\$42k). Offset by Kent Street - Dick Perry to Bus Stop (\$37k). |
| Roads | 2,839,198 | 2,767,657 | 71,541 | F | 3% | 4,602,978 | 3,958,749 | Underspend due to timing. Godwin Avenue & Davilak Crescent (\$70k) |
| Buildings | 652,092 | 644,959 | 7,133 | F | 1% | 2,596,448 | 2,606,000 | Insignificant Variance |
| Lighting | 58,084 | 52,663 | 5,421 | F | 9% | 91,355 | 50,000 | Insignificant Variance |
| Security | 60,000 | 58,955 | 1,045 | F | 2% | 203,000 | 143,000 | Insignificant Variance |
| Technology | - | - | - | | | 112,000 | 112,000 | |
| Artworks | - | - | - | | | 15,000 | 15,000 | |
| Land | 415,000 | 413,006 | 1,994 | F | 0% | 415,000 | 450,000 | Insignificant Variance |
| Collier Park Golf Course | 260,710 | 252,658 | 8,052 | F | 3% | 370,710 | 160,000 | Insignificant Variance |
| Collier Park Retirement Village (CPRV) | 190,000 | 138,556 | 51,444 | F | 27% | 535,500 | 535,500 | Refurbishment underspend. |
| Plant and Fleet Management | 490,240 | 471,281 | 18,959 | F | 4% | 876,360 | 1,110,000 | Underspend due to timing. Fleet replacement. |
| Foreshore & Natural Areas | 129,828 | 131,172 | (1,344) | U | -1% | 572,315 | 900,000 | Insignificant Variance |
| Streetscapes | 9,070 | 3,550 | 5,520 | F | 61% | 197,170 | 180,300 | Insignificant Variance |
| Park and Reserves | 797,881 | 798,281 | (400) | U | 0% | 2,126,430 | 1,705,000 | Insignificant Variance |
| Waste Management | 112,985 | 83,255 | 29,730 | F | 26% | 364,245 | 290,000 | Underspend due to timing. Waste Fleet replacement. |
| Local Road Traffic Management | 266,679 | 261,792 | 4,886 | F | 2% | 489,679 | 430,000 | Insignificant Variance |
| Parking Facilities | 62,478 | 64,218 | (1,740) | U | -3% | 82,478 | 60,000 | Insignificant Variance |
| Total Capital Expenditure | 6,842,114 | 6,875,491 | (33,377) | U | 0% | 15,325,406 | 14,760,449 | |
| Net Position | (5,555,529) | (5,582,226) | (26,697) | U | 0% | (12,924,631) | (12,353,804) | |

City of South Perth 2023/2024 Capital Revenue and Expenditure Budget Versus Actual

31-March-2024

| Key Responsibility Area | YTD Budget \$ | YTD Actual \$ | Variance \$ | Var F/U | Var % | Revised Budget \$ | Original Budget \$ |
|---|---------------------|---------------------|------------------|------------|-------------|-------------------------|--------------------------|
| CAPITAL REVENUE | | | | | | | |
| Park Operations | 26,175 | 26,732 | 557 | F | 2% | 258,695 | 1,190,816 |
| Roads | 1,260,409 | 1,229,533 | (30,876) | U | -2% | 1,842,079 | 1,215,829 |
| Artworks | - | 37,000 | 37,000 | F | -100% | - | - |
| Total Revenue | 1,286,584 | 1,293,265 | 6,681 | F | 1% | 2,400,775 | 2,406,645 |
| CAPITAL EXPENDITURE | | | | | | | |
| Drainage | | | | | | | |
| 52 Ryrie Ave Flooding Mitigation | 30,000 | 27,471 | 2,529 | F | 8% | 30,000 | 30,000 |
| 53 Gardner St Flood Mitigation | - | - | - | | | - | 50,000 |
| Cygnia Cove Drainage Works | - | - | - | | | - | 100,000 |
| Dick Parry - Hayman Drainage Work | 50,000 | 50,847 | (847) | U | -2% | 50,000 | 50,000 |
| KFF - Drainage Backflow Devices | - | - | - | | | - | 85,000 |
| Ley-Downey (DWG-4302) | 102,500 | 102,792 | (292) | U | 0% | 350,000 | 600,000 |
| Drainage | 182,500 | 181,110 | 1,390 | F | 1% | 430,000 | 915,000 |
| Pathways | | | | | | | |
| Amery Street - Baldwin St to Talbot | 10,000 | 10,703 | (703) | U | -7% | 95,000 | 95,000 |
| Hayman Road-Douglas Ave/Lawler St Protected Bike Lane | - | 41,530 | (41,530) | U | -100% | 50,000 | 50,000 |
| Kent Street - Dick Perry to Bus Stop | 40,000 | 3,325 | 36,675 | F | 92% | 140,000 | 140,000 |
| Pether Road to Curtin Uni Cycle Link | 148,000 | 375,111 | (227,111) | U | -153% | 580,000 | 450,000 |
| Redmond St Reserve Footpath | 2,369 | 10,688 | (8,319) | U | -351% | 4,738 | 30,000 |
| Slab Replacement Program | 115,000 | 111,022 | 3,978 | F | 3% | 375,000 | 374,900 |
| Pathways | 315,369 | 552,378 | (237,009) | U | -75% | 1,244,738 | 1,139,900 |
| Roads | | | | | | | |
| Bland St - South Tce to Hobbs Ave | 4,858 | 5,312 | (454) | U | -9% | 95,000 | 105,000 |
| Cloister Avenue -Welwyn Ave to Marsh Ave | 105,439 | 107,179 | (1,740) | U | -2% | 120,000 | 120,000 |
| Duckett Drive - Conochie Cr Resurfacing | - | 5,313 | (5,313) | U | -100% | 355,000 | 355,000 |
| Forward St - Canavan Cr to Goss Ave | 85,146 | 87,953 | (2,807) | U | -3% | 85,146 | 85,000 |
| Godwin Avenue & Davilak Crescent | 670,000 | 600,011 | 69,989 | F | 10% | 670,000 | 500,000 |
| Kennard St - George St to Rathay St | 4,240 | 4,694 | (454) | U | -11% | 155,000 | 170,000 |
| Lansdowne Rd - George St to Rathay St | 4,002 | 4,457 | (455) | U | -11% | 135,000 | 155,000 |
| Mill Point Close -Mill Pt Rd to Queen St | 5,000 | 10,209 | (5,209) | U | -104% | 115,000 | 160,000 |
| Monash St - Murray St to Blamey Pl | 10,621 | 5,780 | 4,841 | F | 46% | 275,000 | 275,000 |
| MRRG Angelo St - Forrest to Coode St | 500,000 | 498,341 | 1,659 | F | 0% | 500,000 | 223,988 |
| MRRG Douglas Ave - Shaftsbury to Canning | 95,000 | 94,935 | 65 | F | 0% | 95,000 | 81,602 |
| MRRG Manning Rd- Welwyn Ave to Canavan | 220,000 | 217,175 | 2,825 | F | 1% | 220,000 | 135,095 |
| MRRG Mill Point Rd - Mends St to Darley | 225,000 | 224,530 | 470 | F | 0% | 290,000 | 191,425 |
| MRRG Talbot Ave - Barker Ave to Saunders | 201,002 | 182,897 | 18,105 | F | 9% | 236,002 | 171,639 |
| Pether Road (Davilak to Goss) | 294,702 | 301,815 | (7,113) | U | -2% | 340,000 | 360,000 |
| ROW 121 Davilak Edgcombe Clydesdale | 131,830 | 135,942 | (4,112) | U | -3% | 131,830 | 100,000 |
| Ryrie Avenue - Murray St to Bland St | 115,000 | 114,161 | 839 | F | 1% | 120,000 | 135,000 |
| SPF - Queen to SP Esplanade Road Rehab | 162,500 | 159,289 | 3,211 | F | 2% | 525,000 | 495,000 |
| Todd Street - Murray St to Bland St | 4,858 | 7,665 | (2,807) | U | -58% | 140,000 | 140,000 |
| Roads | 2,839,198 | 2,767,657 | 71,541 | F | 3% | 4,602,978 | 3,958,749 |
| Buildings | | | | | | | |
| Air Conditioning Replace Program | 68,000 | 70,849 | (2,849) | U | -4% | 268,000 | 260,000 |
| All Genders Changerooms and Sportslighting Project | - | - | - | | | 300,000 | - |
| Animal Care Facility - Holding Area Refurbishment | 75,000 | 83,995 | (8,995) | U | -12% | 87,000 | 80,000 |
| Asbestos Replacement Program | 795 | 24,091 | (23,296) | U | -2930% | 30,000 | 30,000 |
| Civic Centre - Security Gate & Fence Replacement | 70,000 | 80,464 | (10,464) | U | -15% | 100,000 | 120,000 |
| Comer - Public Toilets Upgrade Works | 30,000 | 30,970 | (970) | U | -3% | 450,000 | 250,000 |
| CPGC - Replace Switchboard | 30,000 | 25,889 | 4,111 | F | 14% | 30,000 | 100,000 |
| Electrical Switchboard Replace Program | 81,249 | 81,797 | (548) | U | -1% | 100,000 | 100,000 |

| Key Responsibility Area | YTD Budget \$ | YTD Actual \$ | Variance \$ | Var F/U | Var % | Revised Budget \$ | Original Budget \$ |
|---|---------------------|---------------------|----------------|------------|------------|-------------------------|--------------------------|
| Foreshore Beach Change Room | 34,000 | 36,634 | (2,634) | U | -8% | 40,000 | 25,000 |
| GB Rugby Pavilion - Light Heat Replacement | 50,000 | 29,668 | 20,332 | F | 41% | 50,000 | 50,000 |
| George Burnett Park Pump Track | - | 6,090 | (6,090) | U | -100% | 100,000 | 500,000 |
| LED Light Replacement Program | 20,000 | 31,060 | (11,060) | U | -55% | 30,000 | 30,000 |
| Manning Seniors Gas Heater Replacement | 40,000 | 35,388 | 4,612 | F | 12% | 40,000 | 20,000 |
| Old Mill - Education Centre - Office Cab | 40,000 | - | 40,000 | F | 100% | 40,000 | 40,000 |
| Old Mill Perimeter Drain | 15,000 | 11,685 | 3,315 | F | 22% | 15,000 | 100,000 |
| Operations Centre Office Refurbishment | 37,000 | 37,133 | (133) | U | 0% | 100,000 | 100,000 |
| Replace Access control system - various | - | 2,030 | (2,030) | U | -100% | 71,000 | 100,000 |
| Salter Point - Public Toilet Upgrade | 42,000 | 42,908 | (908) | U | -2% | 486,400 | 380,000 |
| South Perth Library Internal Fitout | - | - | - | | | 100,000 | 100,000 |
| South Perth Seniors Oven replacement | 6,000 | 2,087 | 3,913 | F | 65% | 6,000 | 6,000 |
| South Perth Tennis Club - Design Retrofit UAT | - | - | - | | | 15,000 | 15,000 |
| SPF - Hurlingham Public Toilets | - | - | - | | | - | 25,000 |
| SPF - Public Toilets Narrows Pump Upgrade | - | - | - | | | - | 100,000 |
| SPF Coode Street Public Toilet | 13,048 | 12,221 | 828 | F | 6% | 138,048 | 75,000 |
| Buildings | 652,092 | 644,959 | 7,133 | F | 1% | 2,596,448 | 2,606,000 |
| Lighting | | | | | | | |
| Bill Grayden Reserve - Floodlighting | 9,000 | 6,439 | 2,561 | F | 28% | 9,000 | - |
| City wide solar light trial | 30,000 | 31,827 | (1,827) | U | -6% | 50,000 | 50,000 |
| James Miller Oval - Floodlighting | 6,084 | 2,084 | 4,000 | F | 66% | 19,355 | - |
| SPF Coode Street - Bike Crossing Lights | 13,000 | 12,313 | 687 | F | 5% | 13,000 | - |
| Lighting | 58,084 | 52,663 | 5,421 | F | 9% | 91,355 | 50,000 |
| Security | | | | | | | |
| CCTV NVR hardware Replacement | - | - | - | | | 70,000 | 70,000 |
| GBLC CCTV Replacement & other areas | - | - | - | | | 43,000 | 43,000 |
| Mobile CCTV Trailer Replacement | 60,000 | 58,955 | 1,045 | F | 2% | 60,000 | - |
| South Perth Library CCTV | - | - | - | | | 30,000 | 30,000 |
| Security | 60,000 | 58,955 | 1,045 | F | 2% | 203,000 | 143,000 |
| Technology | | | | | | | |
| Council Chamber Live Streaming | - | - | - | | | 55,000 | 55,000 |
| Manning Hall AV | - | - | - | | | 39,000 | 39,000 |
| Marlee Meeting Room AV | - | - | - | | | 18,000 | 18,000 |
| Technology | - | - | - | | | 112,000 | 112,000 |
| Artworks | | | | | | | |
| Manning Library - Foyer & Entry Artwork | - | - | - | | | 15,000 | 15,000 |
| Artworks | - | - | - | | | 15,000 | 15,000 |
| Land | | | | | | | |
| Strategic Land Acquisition | 415,000 | 413,006 | 1,994 | F | 0% | 415,000 | 450,000 |
| Land | 415,000 | 413,006 | 1,994 | F | 0% | 415,000 | 450,000 |
| Collier Park Golf Course | | | | | | | |
| CPGC - Irrigation Upgrade | - | - | - | | | 30,000 | 30,000 |
| CPGC - Lake Fence Upgrade | 57,000 | 56,458 | 542 | F | 1% | 57,000 | - |
| CPGC - Limestone / Lake Edge | 50,000 | 42,490 | 7,510 | F | 15% | 50,000 | 50,000 |
| CPGC - Plant & Fleet | 153,710 | 153,710 | - | | | 233,710 | 80,000 |
| Collier Park Golf Course | 260,710 | 252,658 | 8,052 | F | 3% | 370,710 | 160,000 |
| Collier Park Retirement Village (CPRV) | | | | | | | |
| CPV - Unit Refurbishment | 190,000 | 138,556 | 51,444 | F | 27% | 535,500 | 535,500 |
| Collier Park Retirement Village (CPRV) | 190,000 | 138,556 | 51,444 | F | 27% | 535,500 | 535,500 |
| Plant and Fleet Management | | | | | | | |
| City of South Perth Plant & Fleet | 490,240 | 471,281 | 18,959 | F | 4% | 776,360 | 1,010,000 |
| Fleet Refurbishment - Heavy Plant | - | - | - | | | 100,000 | 100,000 |
| Plant and Fleet Management | 490,240 | 471,281 | 18,959 | F | 4% | 876,360 | 1,110,000 |

| Key Responsibility Area | YTD Budget \$ | YTD Actual \$ | Variance \$ | Var F/U | Var % | Revised Budget \$ | Original Budget \$ |
|---|---------------------|---------------------|-----------------|------------|------------|-------------------------|--------------------------|
| Foreshore & Natural Areas | | | | | | | |
| Bridge Asset Renewal Program - SJMP | 102,315 | 102,315 | 0 | F | 0% | 102,315 | 100,000 |
| Hurlingham - Living Stream | - | - | - | | | 20,000 | - |
| KFF – River Wall Refurbishment | - | - | - | | | 50,000 | 50,000 |
| SJMP Irrigation replacement | - | - | - | | | 250,000 | 500,000 |
| SPF - River Wall | 15,513 | 15,513 | (0) | U | 0% | 50,000 | 50,000 |
| SPF NODE 2 - Coode St - Design | 2,000 | 2,465 | (465) | U | -23% | 50,000 | 150,000 |
| SPF Scented Gardens Arbor Replacement | 10,000 | 10,879 | (879) | U | -9% | 50,000 | 50,000 |
| Foreshore & Natural Areas | 129,828 | 131,172 | (1,344) | U | -1% | 572,315 | 900,000 |
| Streetscape | | | | | | | |
| Angelo Street Landscape | 4,070 | 3,550 | 520 | F | 13% | 16,870 | - |
| Civic Heart Streetscape Enhancement | 5,000 | - | 5,000 | F | 100% | 180,300 | 180,300 |
| Streetscape | 9,070 | 3,550 | 5,520 | F | 61% | 197,170 | 180,300 |
| Parks and Reserves | | | | | | | |
| Axford Barker Reserve Playground Replacement | 2,500 | - | 2,500 | F | 100% | 2,500 | - |
| Bill Grayden Reserve - Park Upgrade | 150,000 | 147,966 | 2,034 | F | 1% | 350,000 | 350,000 |
| Bill Grayden Reserve Playground Replacement | - | 95 | (95) | U | -100% | 150,000 | 150,000 |
| Bill McGrath Playground | - | 531 | (531) | U | -100% | 230,000 | 230,000 |
| Bore & Pump Replacement Program | 70,000 | 60,248 | 9,752 | F | 14% | 70,000 | 70,000 |
| Como Beach / Multi Swing Park Playground | - | - | - | | | 60,000 | 60,000 |
| Como Bowling Club Synthetic Green Conversion Project | - | - | - | | | 250,530 | - |
| Electrical Asset Renewal Program | 140,000 | 144,311 | (4,311) | U | -3% | 310,000 | 310,000 |
| Furniture - Park Replacement | 46,215 | 75,947 | (29,732) | U | -64% | 100,000 | 100,000 |
| Godwin Avenue Sump Retrofit | 160,000 | 159,965 | 35 | F | 0% | 160,000 | - |
| Irrigation Asset Replacement Program | 135,766 | 138,675 | (2,909) | U | -2% | 150,000 | 150,000 |
| Isabella/Craigie Reserve Playground Replacement | 8,400 | 3,448 | 4,953 | F | 59% | 8,400 | - |
| KFF - North of Thelma Jetty Rehab | 50,000 | 27,578 | 22,422 | F | 45% | 50,000 | 50,000 |
| Nursery Irrigation Renewal Project | 35,000 | 34,907 | 93 | F | 0% | 35,000 | 35,000 |
| Swanview Playground | - | 4,611 | (4,611) | U | -100% | 200,000 | 200,000 |
| Parks and Reserves | 797,881 | 798,281 | (400) | U | 0% | 2,126,430 | 1,705,000 |
| Waste Management | | | | | | | |
| Park Bin Enclosures | 50,000 | 49,053 | 947 | F | 2% | 100,000 | 100,000 |
| Recycling Centre - Chutes | 24,273 | 14,953 | 9,320 | F | 38% | 84,273 | - |
| Recycling Centre Retention Wall and Hardstand | 4,000 | 19,249 | (15,249) | U | -381% | 100,000 | 100,000 |
| Waste - Plant & Fleet Replacement Program | 34,712 | - | 34,712 | F | 100% | 79,972 | 90,000 |
| Waste Management | 112,985 | 83,255 | 29,730 | F | 26% | 364,245 | 290,000 |
| Local Traffic Management | | | | | | | |
| Black Spot - Canning Hwy Ryrie Ave | 122,000 | 112,077 | 9,923 | F | 8% | 122,000 | 100,000 |
| Black Spot - Downey / Welwyn | 679 | - | 679 | F | 100% | 679 | - |
| Black Spot - Saunders / Canning Hwy | 14,000 | 13,994 | 6 | F | 0% | 14,000 | - |
| BlackSpot - Paterson Edgumbe Street | 38,000 | 28,233 | 9,767 | F | 26% | 38,000 | 50,000 |
| Bus Shelter Replacement Program | 5,000 | - | 5,000 | F | 100% | 25,000 | 25,000 |
| Henley Street Raised Priority Crossing Including Lighting | 46,000 | 41,747 | 4,253 | F | 9% | 100,000 | 100,000 |
| LATM - Improvements | 35,000 | 26,110 | 8,890 | F | 25% | 50,000 | 50,000 |
| Low Cost Urban Road Safety 22/23 | 1,000 | 35,176 | (34,176) | U | -3418% | 35,000 | - |
| Mends Street (Labouchere LILO Intersection) | - | - | - | | | 55,000 | 55,000 |
| South Perth Esplanade Lighting Crossing | 5,000 | 4,455 | 545 | F | 11% | 50,000 | 50,000 |
| Local Traffic Management | 266,679 | 261,792 | 4,886 | F | 2% | 489,679 | 430,000 |
| Parking Facilities | | | | | | | |
| Forrest Street - York Street Parking Bays | 62,478 | 64,218 | (1,740) | U | -3% | 62,478 | 40,000 |
| Parking Management Devices | - | - | - | | | 20,000 | 20,000 |
| Parking Facilities | 62,478 | 64,218 | (1,740) | U | -3% | 82,478 | 60,000 |
| Total Expenditure | 6,842,114 | 6,875,491 | (33,377) | U | 0% | 15,325,406 | 14,760,449 |

**Statement of All Council Funds
31st March 2024**

| | |
|---------------------------------------|--------------------------|
| Municipal Fund | 38,032,604 |
| Investments | 36,782,292 |
| Current Account at Bank | 1,246,723 |
| Cash on Hand | 3,590 |
| | <u>38,032,604</u> |
| Cash Backed Reserves | 40,848,560 |
| Employee Entitlement Reserve | 4,955,593 |
| Community Facilities Reserve | 11,491,820 |
| Underground Power Reserve | 127,457 |
| Parking Reserve | 184,489 |
| Riverwall Reserve | 473,087 |
| Public Art Reserve | 401,486 |
| Recreation Aquatic Facilities Reserve | 5,969,299 |
| Collier Park Residents Offset Reserve | 13,630,723 |
| Waste Management Reserve | 3,550,595 |
| Collier Park Village Reserve | - |
| Collier Park Golf Course Reserve | 64,009 |
| | <u>40,848,560</u> |
| Reserves represented by: | |
| Investments | 39,916,337 |
| Accrued Interest | 932,222 |
| | <u>40,848,560</u> |
| TOTAL COUNCIL FUNDS | <u>78,881,164</u> |

**Summary of Cash Investments
31st March 2024**

Investments and Cash - Disclosed by Fund

| | \$ | % |
|-----------|-------------------|----------------|
| Municipal | 38,032,604 | 48.22% |
| Reserves | 40,848,560 | 51.78% |
| | 78,881,164 | 100.00% |

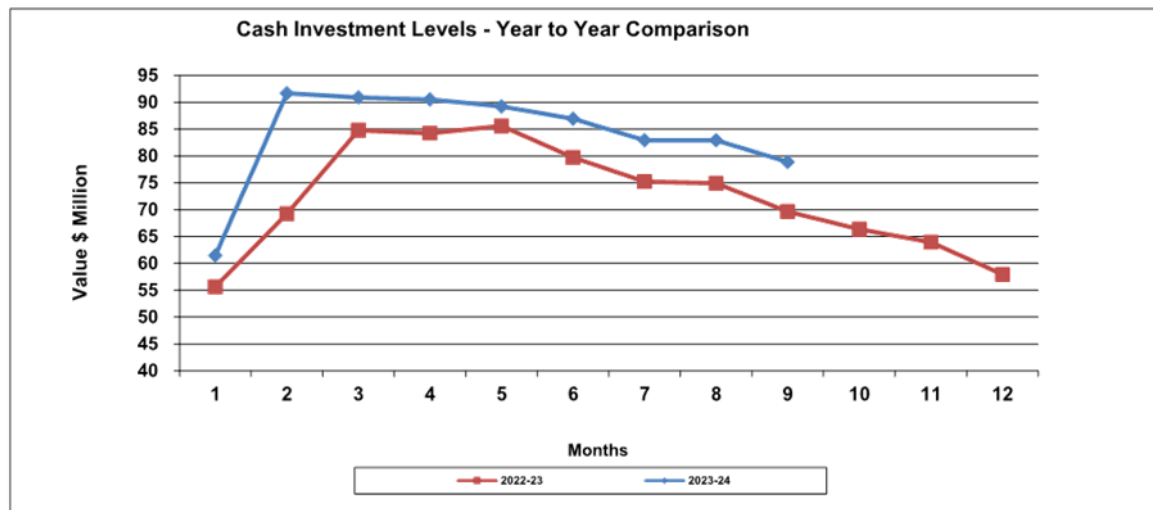
Investments - Disclosed by Financial Institution

| | Non-Fossil Fuel % | S&P Credit Ratings (Short Term) | \$ | % |
|--|-------------------|---------------------------------|-------------------|----------------|
| Commonwealth Bank (Fossil Fuel)* | | A-1+ | 17,292,487 | 22.55% |
| Westpac Banking Corporation (Fossil Fuel) | | A-1+ | 17,393,579 | 22.68% |
| Suncorp Metway Bank (Non-Fossil Fuel) | 19.15% | A-1 | 14,688,872 | 19.15% |
| National Australia Bank (Fossil Fuel) | | A-1+ | 11,449,891 | 14.93% |
| Bank of Queensland (Non-Fossil Fuel) | 20.70% | A-2 | 15,873,801 | 20.70% |
| | 39.85% | | 76,698,629 | 100.00% |
| Current Bank Accounts and accrued interest | | | 2,182,535 | |
| | | | 78,881,164 | |

Interest Earned on Investments for Year to Date

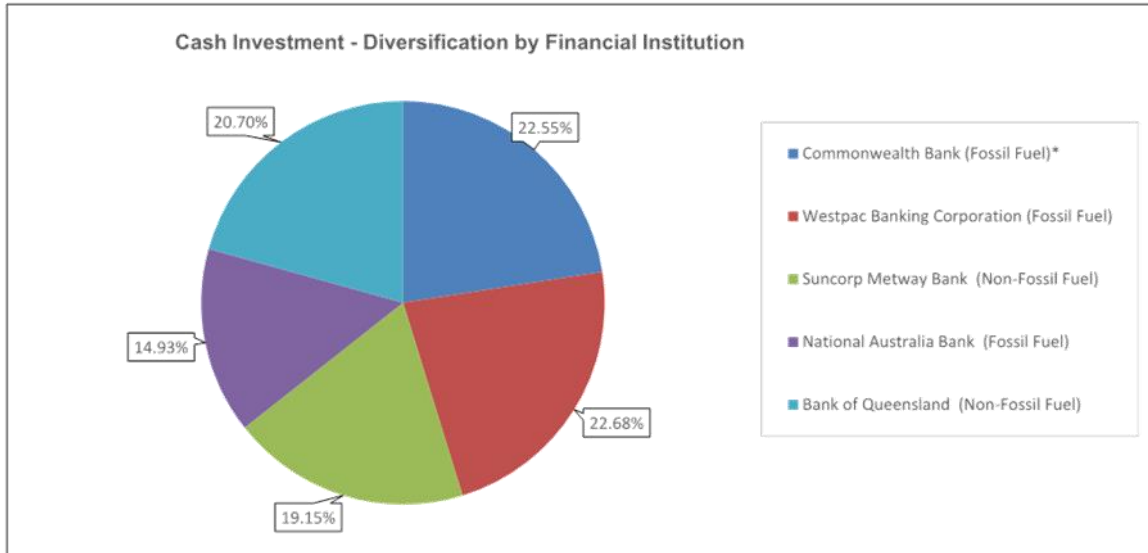
| | 31st March 2024 | 31st March 2023 |
|----------------|------------------|------------------|
| Municipal Fund | 1,713,972 | 807,026 |
| Reserves | 1,363,918 | 1,118,057 |
| | 3,077,890 | 1,925,083 |

The anticipated weighted average yield on funds currently invested is 5.34%

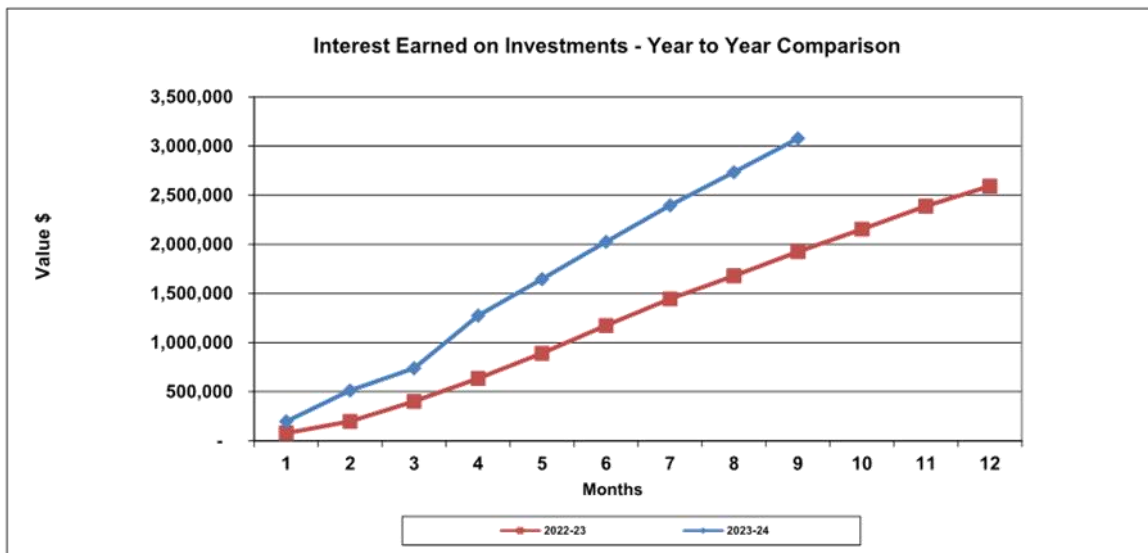


SUMMARY OF CASH INVESTMENTS 31st March 2024

Investments - Disclosed by Institution



Interest Earned on Investments

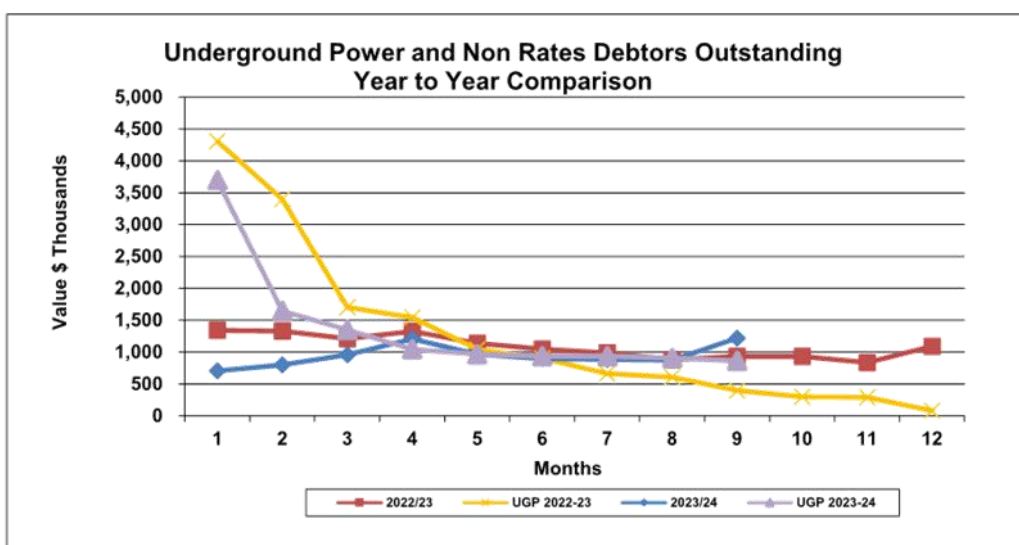
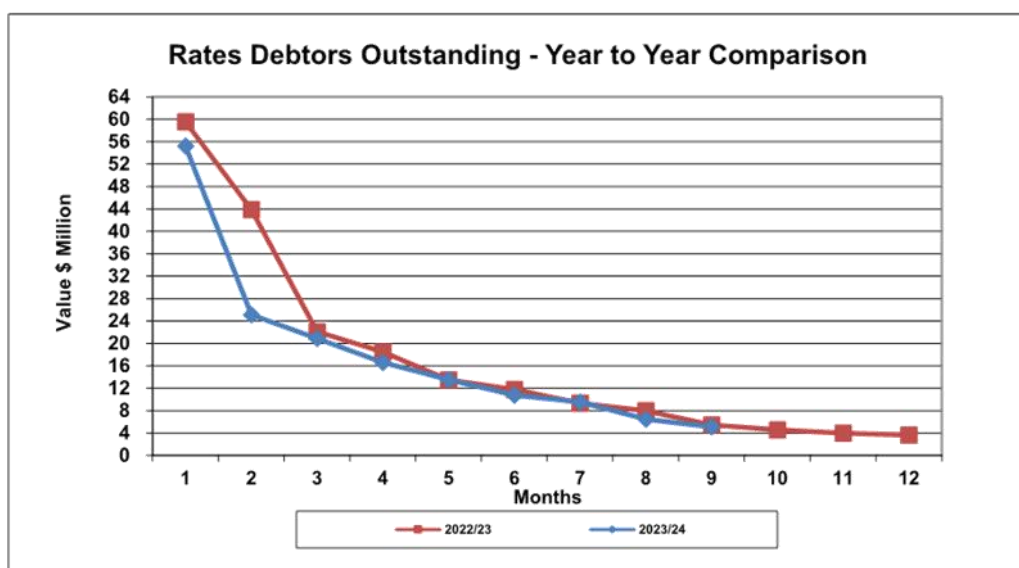



**Statement of Major Debtor Categories
31st March 2024**

| Rates Debtors Outstanding | 31st March 2024 | 31st March 2023 |
|--------------------------------------|------------------------|------------------------|
| Outstanding - Current Year & Arrears | 4,330,714 | 4,272,392 |
| Pensioner Deferrals | 762,371 | 1,180,909 |
| | 5,093,085 | 5,453,301 |

Rates Outstanding as a percentage of Rates Levied

| | | |
|--|--------------|---------------|
| Percentage of Rates Uncollected at Month End | 9.86% | 11.21% |
|--|--------------|---------------|



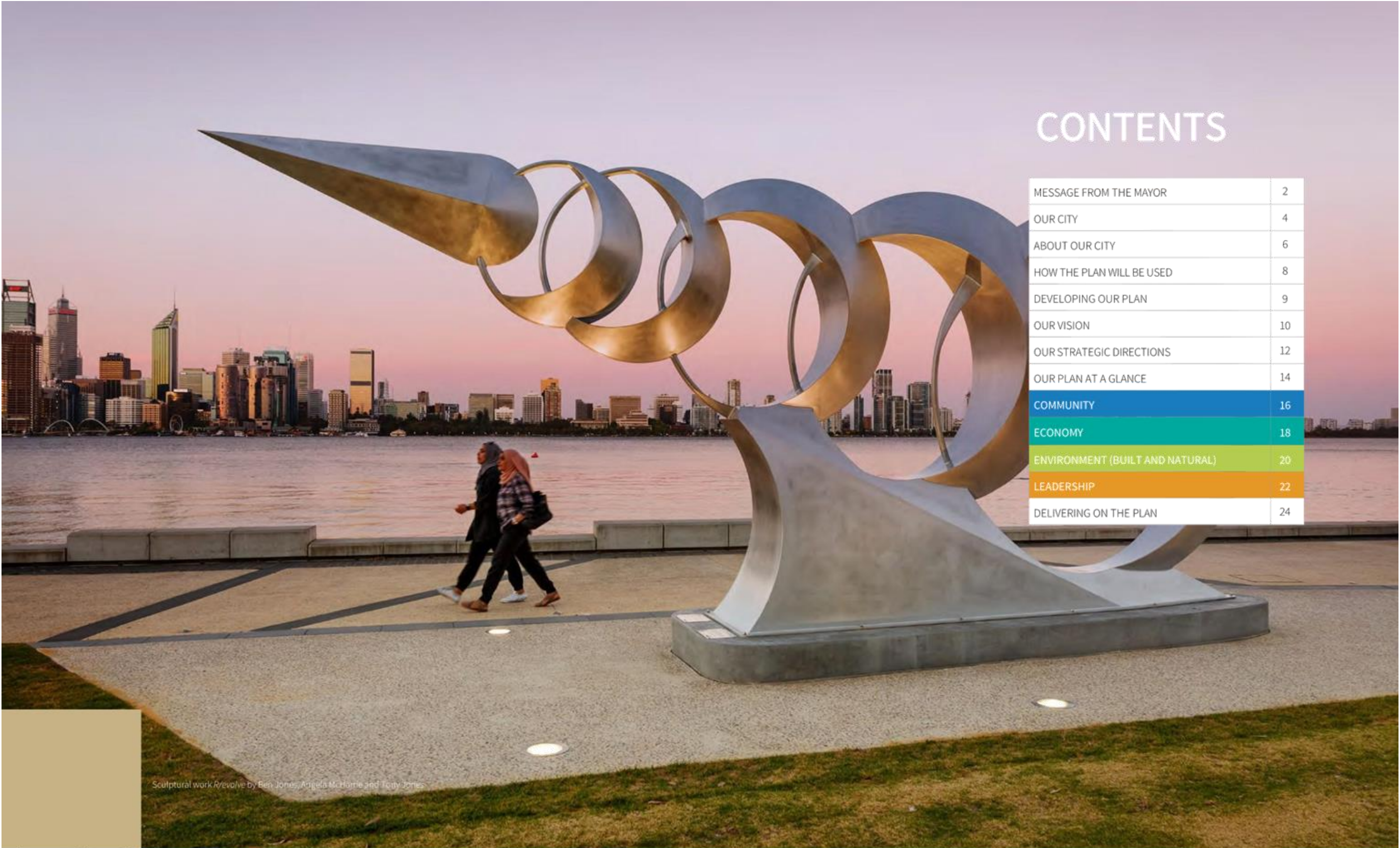


CITY OF SOUTH PERTH STRATEGIC COMMUNITY PLAN 2021-2031 >

Reviewed 2024

A CITY OF ACTIVE PLACES AND BEAUTIFUL SPACES






Sculptural work *R/evolve* by Ben Jones, Angela McHorne and Tony Jones

CONTENTS

| | |
|---------------------------------|----|
| MESSAGE FROM THE MAYOR | 2 |
| OUR CITY | 4 |
| ABOUT OUR CITY | 6 |
| HOW THE PLAN WILL BE USED | 8 |
| DEVELOPING OUR PLAN | 9 |
| OUR VISION | 10 |
| OUR STRATEGIC DIRECTIONS | 12 |
| OUR PLAN AT A GLANCE | 14 |
| COMMUNITY | 16 |
| ECONOMY | 18 |
| ENVIRONMENT (BUILT AND NATURAL) | 20 |
| LEADERSHIP | 22 |
| DELIVERING ON THE PLAN | 24 |



Kaartdjinin Nidja Nyungar Whadjuk Boodjar Koora Nidja Djining
Noonakoort kaartdijin wangkiny, maam, gnarnk and boordier
Nidja Whadjul kura kura.

We acknowledge and pay our respects to the traditional custodians of this land, the Whadjuk people of the Noongar nation and their Elders past and present.

ACCESS AND INCLUSION

This document is available in alternative formats upon request, including Braille, large print, electronic and audio format on CD. National Relay Service (NRS): 13 36 77. Translating and Interpreting Service (TIS): 13 14 50.

1



The City's Strategic Community Plan 2021 – 2031 (SCP) is the key document in the Integrated Planning and Reporting Framework and sets out our community's visions, aspirations and objectives over a 10-year period. The SCP was developed based on consultation with a broad cross section of the community and represents the priorities of the community, noting the challenging balance between aspiration and affordability.

The SCP provides direction for all City activities and guides every decision the Council makes to ensure we align with the community's priorities. It informs other plans and strategies in the Integrated Planning and Reporting Framework, including the Long Term Financial Plan, Corporate Business Plan and Asset Management Plans.

Reviews of the SCP are undertaken every 2 years, alternating between a major review and a minor review. This year's minor review has been undertaken to ensure the City remains aligned with the community's priorities and considers any changes in the external environment. The results are minor wording changes and updates to contextual information.

As part of the State Government's reforms to the *Local Government Act*, changes are proposed to the Local Government Integrated Planning and Reporting Framework. This includes changing the current requirement for a local government to "plan for the future" to a requirement to prepare a "Council Plan".

As such, the next review of City's SCP is planned to align with the new legislative requirements for a Council Plan. Whilst the detail of the new legislative requirements is currently unknown, the review process is likely to align with local government election cycles and will importantly still involve engagement with the community.

Greg Milner
City of South Perth Mayor





OUR OPERATIONS, SERVICES AND FACILITIES

Managed across 12 Business Units, the City is a local government authority that provides a range of community services, operations and facilities.

| OPERATIONS AND SERVICES | MAIN FACILITIES |
|--|--|
| <ul style="list-style-type: none">• Animal and bushfire control• Asset management and capital works• Community development• Customer service• Cultural programs and community events• Environmental health services• Heritage and sustainability initiatives• Infrastructure planning, design, construction and maintenance• Legal, advocacy and governance support• Library services• Marketing and communications• Public open spaces, streetscapes, foreshores and natural area management• Ranger services• Sport and recreation• Stakeholder engagement• Town planning and building services• Waste management and recycling services• Youth programs. | <ul style="list-style-type: none">• Animal Care Facility• Collier Park Golf and Collier Park Mini Golf• Collier Park Village• George Burnett Leisure Centre• John McGrath Pavilion and Hall• Manning Community Centre• Operations Centre• Old Mill• Ferry Tram• South Perth Community Hall• South Perth Civic Centre• South Perth and Manning Libraries• South Perth and Manning Senior Citizens Centres• South Perth Recycling Centre. |

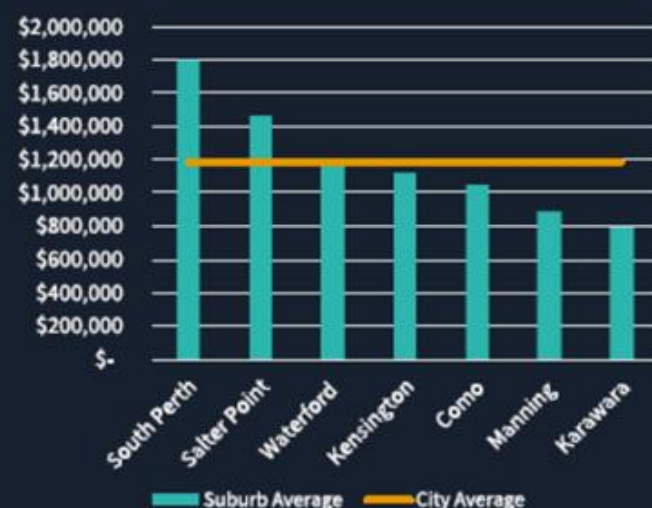
5

ABOUT OUR CITY

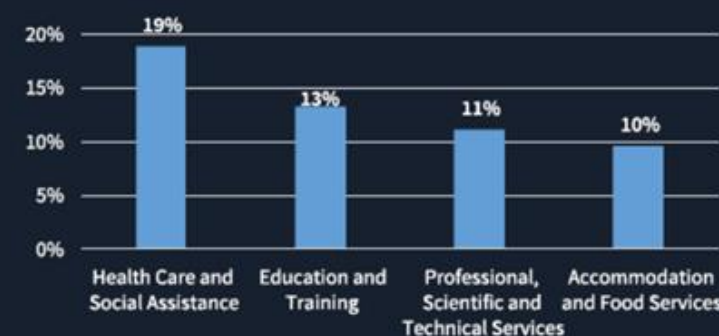


20,885
DWELLINGS

MEDIAN HOUSE PRICE



LARGEST EMPLOYMENT BY INDUSTRY (TOP 4)



This material was compiled and presented by .id (informed decisions). <https://id.com.au>

Data as at December 2023

This material is a derivative of ABS Data that can be accessed from the website of the Australian Bureau of Statistics at www.abs.gov.au, and which data can be licensed on terms published on the ABS website.

PURPOSE OF THE STRATEGIC COMMUNITY PLAN

A Strategic Community Plan is a long-term, overarching strategy and planning document that outlines the community's aspirations and priorities for the future and sets out the key strategies required to achieve these. This Plan is a living document which has a minor review every two years and a major review every four years, in order to reflect the community's changing aspirations and priorities.

The intent of the plan is to:

- Engage the community and articulate a vision, outcomes and priorities
- Provide us with a clear understanding of community priorities and long-term impacts that will translate to service, asset and land use planning requirements
- Guide our priority setting within the Corporate Business Plan.

A Strategic Community Plan is a legislative requirement as part of the Integrated Planning and Reporting Framework (IPR). The IPR provides a framework for establishing local priorities that are linked to operational functions.

LOCAL GOVERNMENT ACT REFORM

The State Government is currently reforming the *Local Government Act 1995*. These reforms are proposing that Council will adopt a Council plan to set the strategic direction and priorities for the future of a Local Government. It is currently proposed that all Local Governments will transition to Council Plans within the next two to four years in accordance with the amended legislation once finalised.

HOW THE PLAN WILL BE USED

The City will use this plan to:

- Define clear priorities, processes and long and short-term plans
- Prioritise budget and resource allocations
- Direct land use, infrastructure, services and asset management, operations and planning
- Direct workforce planning
- Inform other key strategies and plans.

HOW WE DEVELOPED OUR PLAN

The major review of the Strategic Community Plan (SCP) 2021 - 2031 commenced with Elected Member workshops in September and October 2020. The strategies within the prior SCP 2020-2030 were reviewed and the City then embarked on the Picture your Future City of South Perth stakeholder and community engagement project in the first quarter of 2020/21.

An extensive engagement program provided stakeholders and the community with the opportunity to have input into the major review. The engagement program was supported by a communications campaign to ensure a broad range of stakeholders and community members were informed about the project and aware of the opportunity to provide feedback on the Plan.

The engagement program took place between February and March 2021 and comprised: a survey, intercept interviews at Manning Farmers Market and Mindeerup/Mends Street, a face-to-face community workshop, a business breakfast forum, a youth movie night, and an online community workshop.

During the engagement, participants were asked to prioritise the existing priorities in each strategic direction and to add any others that they felt would help the City achieve its aspiration for each strategic direction.

All the feedback was analysed and the aspirations, priorities, outcomes and strategies revised.

The draft SCP 2021-2031 was released for stakeholder and community feedback in late October 2021 and the final Strategic Community Plan 2021-2031 was updated to reflect the feedback received. The final SCP was adopted by Council at the December 2021 meeting.

Approximately 750 community members, stakeholders, staff and Elected Members were directly involved in the review.

HOW WE REVIEWED THE PLAN

The Department of Local Government, Sport and Cultural Industries (DLGSC) Integrated Planning and Reporting Framework (IPRF) Guidelines suggest that the SCP is reviewed every 2 years, alternating between major and minor reviews. A minor review is intended to be a desktop exercise to ensure that the plan is adjusted to align with any contextual changes which may have occurred during the 2 year period. Significant changes are not expected from a minor review and as such extensive community engagement is not generally undertaken.

The City commenced the minor review with an environmental scan to determine changes in aspects including political, economic, sociocultural, technological, environmental and legal (PESTEL). A review of the priorities and strategies in the SCP was then undertaken, using the PESTEL analysis as a point of reference. The result of this was minor wording changes, removal of duplications and any completed strategies. Elected Members were consulted with respect to the minor review and the proposed changes at a workshop on 5 March 2024 and their input was incorporated into the final draft.



OUR VISION

A city of active places and beautiful spaces.
A connected community with easily accessible,
vibrant neighbourhoods and a unique, sustainable
natural environment



OUR STRATEGIC DIRECTIONS

THIS STRATEGIC COMMUNITY PLAN 2021-2031 BUILDS ON OUR PREVIOUS STRATEGIC COMMUNITY PLANS, 2017-2027 AND 2013-2023, AND HAS THE SAME FOUR STRATEGIC DIRECTIONS:

| | |
|--|----|
| COMMUNITY: Our diverse community is inclusive, safe, connected and engaged | 16 |
| ECONOMY: A thriving City activated by attractions and opportunities that encourage investment and economic development | 18 |
| ENVIRONMENT (BUILT AND NATURAL): Sustainable, liveable, diverse and welcoming neighbourhoods that respect and value the natural and built environment | 20 |
| LEADERSHIP: A local government that is receptive and proactive in meeting the needs of our community | 22 |

The community aspirations, together with the outcomes that we want to achieve for our stakeholders and the community and the strategies that will deliver these outcomes, are set out on the following pages:

12

Sounds in the Park 13

OUR PLAN AT A GLANCE

This Strategic Community Plan 2021-2031 seeks to achieve the following key outcomes for our community. The strategies that have been developed for each of these outcomes will enable us to focus our effort in the planning and delivery of services to meet community aspirations.

| STRATEGIC DIRECTION | ASPIRATION | OUTCOMES | STRATEGIES |
|------------------------------------|--|---|--|
| COMMUNITY | Our diverse community is inclusive, safe, connected and engaged | 1.1 CULTURE AND COMMUNITY | 1.1.1 Develop, facilitate and/or support events, services and programs to respond to community needs and priorities 1.1.2 Develop, facilitate and/or support opportunities for inclusive and cohesive social, cultural and healthy activity in the City 1.1.3 Celebrate, support and value heritage and culture within the City for present and future generations 1.1.4 Encourage volunteering that benefits our community |
| | | 1.2 COMMUNITY INFRASTRUCTURE | 1.2.1 Maintain, plan, develop and facilitate community infrastructure to respond to community needs and priorities 1.2.2 Develop, manage, maintain and optimise the use of the City's properties, assets and facilities 1.2.3 Plan for and promote the development of recreation facilities to service City of South Perth needs |
| | | 1.3 COMMUNITY SAFETY AND HEALTH | 1.3.1 Enhance community safety in conjunction with other agencies 1.3.2 Facilitate and foster a healthy and connected community |
| ECONOMY | A thriving City activated by attractions and opportunities that encourage investment and economic development | 2.1 LOCAL BUSINESS AND ACTIVATED PLACES | 2.1.1 Ensure that the City is an attractive place for commercial activity 2.1.2 Use innovation and technology to benefit the community 2.1.3 Support local business and local employment opportunities 2.1.4 Ensure planning frameworks provide for a range of uses in commercial centres 2.1.5 Promote City attractions and destinations |
| ENVIRONMENT (BUILT AND NATURAL) | Sustainable, liveable, diverse and welcoming neighbourhoods that respect and value the natural and built environment | 3.1 CONNECTED AND ACCESSIBLE CITY | 3.1.1 Facilitate a safe, efficient, accessible and reliable transport network that encompasses alternative forms of transport and supportive infrastructure 3.1.2 Develop and implement integrated transport and infrastructure plans that consider improved parking management systems and encourage alternative forms of transport |
| | | 3.2 SUSTAINABLE BUILT FORM | 3.2.1 Develop and implement a sustainable local planning framework to meet current and future community needs |
| | | 3.3 ENHANCED ENVIRONMENT AND OPEN SPACES | 3.3.1 Maintain and improve biodiversity in the City 3.3.2 Enhance the City's urban forest on public and private land 3.3.3 Improve the amenity value and sustainable uses of our streetscapes, public open spaces and foreshores 3.3.4 Enhancement of the environment, maintaining open space and effective management of the Swan and Canning River foreshores |
| | | 3.4 RESOURCE MANAGEMENT AND CLIMATE CHANGE | 3.4.1 Manage and promote sustainable water, waste, land and energy practices |
| LEADERSHIP | A local government that is receptive and proactive in meeting the needs of our community | 4.1 ENGAGED COMMUNITY | 4.1.1 Engage, educate, inform, consult and listen to our community to understand and deliver on identified priorities |
| | | 4.2 ADVOCACY | 4.2.1 Advocate for State and Federal Government investment to improve public infrastructure and to address community issues |
| | | 4.3 GOOD GOVERNANCE | 4.3.1 Foster effective governance with honesty and integrity and quality decision making to deliver community priorities |
| | | | 4.3.2 Diversify and optimise non-rate income 4.3.3 Maintain a culture of fiscal efficiency 4.3.4 Maintain a culture of continuous improvement |



COMMUNITY

ASPIRATION: OUR DIVERSE, CONNECTED, SAFE AND ENGAGED COMMUNITY

PRIORITIES

- Provide infrastructure and facilities that encourage participation and bring our community together
- Enhanced safety for the community
- Facilitate a range of inclusive community events that engage our community
- Build capacity of residents and community groups
- Reinforce the City of South Perth identity and amenity

OUTCOMES AND STRATEGIES

| 1.1 | CULTURE AND COMMUNITY |
|-------|---|
| 1.1.1 | Develop, facilitate and/or support events, services and programs to respond to community needs and priorities |
| 1.1.2 | Develop, facilitate and/or support opportunities for inclusive and cohesive social, cultural and healthy activity in the City |
| 1.1.3 | Celebrate, support and value heritage and culture within the City for present and future generations |
| 1.1.4 | Encourage volunteering that benefits our community |
| 1.2 | COMMUNITY INFRASTRUCTURE |
| 1.2.1 | Maintain, plan, develop and facilitate community infrastructure to respond to community needs and priorities |
| 1.2.2 | Develop, manage, maintain and optimise the use of the City's properties, assets and facilities |
| 1.2.3 | Plan for and promote the development of recreation facilities to service City of South Perth needs |
| 1.3 | COMMUNITY SAFETY AND HEALTH |
| 1.3.1 | Enhance community safety in conjunction with other agencies |
| 1.3.2 | Facilitate and foster a healthy and connected community |



PRIORITIES

- Support local businesses and local employment opportunities
- Develop, facilitate and/or support events and attractions that benefit the community and the local economy, leveraging partnerships where appropriate
- Facilitate activation of under-utilised commercial areas

OUTCOMES AND STRATEGIES

| 2.1 | LOCAL BUSINESS AND ACTIVATED PLACES |
|-------|--|
| 2.1.1 | Ensure that the City is an attractive place for commercial activity |
| 2.1.2 | Use innovation and technology to benefit the community |
| 2.1.3 | Support local business and local employment opportunities |
| 2.1.4 | Ensure planning frameworks provide for a range of uses in commercial centres |
| 2.1.5 | Promote City attractions and destinations |



PRIORITIES

Built

- Retain our unique local character
- Improve and advocate for an accessible and integrated local transport network
- Vibrant hubs and neighbourhoods throughout the City

Natural

- Retain and enhance our open and green spaces to cater for current and future generations
- Promote biodiversity and encourage residents to take ownership of looking after the City's natural environment
- Continuously improve waste management and recycling

OUTCOMES AND STRATEGIES

| | |
|-------|--|
| 3.1 | CONNECTED AND ACCESSIBLE CITY |
| 3.1.1 | Facilitate a safe, efficient, accessible and reliable transport network that encompasses alternative forms of transport and supportive infrastructure |
| 3.1.2 | Develop and implement integrated transport and infrastructure plans that consider improved parking management systems and encourage alternative forms of transport |
| 3.2 | SUSTAINABLE BUILT FORM |
| 3.2.1 | Develop and implement a sustainable local planning framework to meet current and future community needs |
| 3.3 | ENHANCED ENVIRONMENT AND OPEN SPACES |
| 3.3.1 | Maintain and improve biodiversity in the City |
| 3.3.2 | Enhance the City's urban forest on public and private land |
| 3.3.3 | Improve the amenity value and sustainable uses of our streetscapes, public open spaces and foreshores |
| 3.3.4 | Enhancement of the environment, maintaining open space and effective management of the Swan and Canning River foreshores |
| 3.4 | RESOURCE MANAGEMENT AND CLIMATE CHANGE |
| 3.4.1 | Manage and promote sustainable water, waste, land and energy practices |



PRIORITIES

- Work with, support and assist residents and community groups to achieve their goals
- Committed leadership that listens to, engages with and acts on behalf of the community and stakeholders
- Efficient and effective use of City resources

OUTCOMES AND STRATEGIES

| | |
|-------|---|
| 4.1 | ENGAGED COMMUNITY AND LEADERSHIP |
| 4.1.1 | Engage, educate, inform, consult and listen to our community to understand and deliver on identified priorities |
| 4.2 | ADVOCACY |
| 4.2.1 | Advocate for State and Federal Government investment to improve public infrastructure and to address community issues |
| 4.3 | GOOD GOVERNANCE |
| 4.3.1 | Foster effective governance with honesty and integrity and quality decision making to deliver community priorities |
| 4.3.2 | Diversify and optimise non-rate income |
| 4.3.3 | Maintain a culture of fiscal efficiency |
| 4.3.4 | Maintain a culture of continuous improvement |

DELIVERING ON THE PLAN

The Strategic Community Plan will guide and influence our planning and service delivery now and into the future. It provides the City with a clear understanding of what matters most to our community and guides the way in which we plan for the future and deliver services. Achieving the identified aspirations will rely on the collective commitment and combined actions of the City, government agencies, residents, the business community and community groups.

The City delivers services to meet community needs. Where it is not within the City's remit to provide certain services, we will advocate with others to achieve the desired future set out in this Plan. They may be any one of the following: Local, Regional, State and Federal Government agencies, developers and businesses and community groups, not-for-profit sector and a variety of community groups.

ROLE OF THE COMMUNITY

As a part of the community, the City plays a leadership role in working towards achieving community aspirations. In doing so it provides services and facilities for which the City is primarily responsible and identifies partners and the many participating organisations within a common framework for action.

Many different activities take place within our community to meet our day to day requirements. Any one of the following roles can be undertaken at different times by the City, government, non-government agencies, individuals and groups in our community:

Service provider – takes full responsibility for delivering services

Partner – delivers services or projects collaboratively and in partnership with other organisations i.e. other local governments

Funder – funds other organisations to deliver services through grants or contracts

Regulator – has statutory responsibilities to ensure compliant service delivery

Advocate – promotes the interests of the community to other decision-making organisations i.e. State and Federal Governments

Facilitator – encourages others to be involved in activities by bringing interested parties together to progress identified issues

Monitor – gathers information on activities and checks progress.

ALIGNING THE PLAN WITH OTHER INITIATIVES

Aligning our long-term planning with the priorities of State Government and other relevant agencies, we will be able to build stronger partnerships, achieve greater coordination of decision-making and ensure efficient use of available resources.

REVIEWING THE PLAN AND MONITORING PROGRESS

This Strategic Community Plan 2021-2031 has been updated through a minor review in 2023-24. Every two years a strategic review of the plan is conducted, with a more comprehensive major review every four years.

The City monitors and reviews the progress of the Strategic Community Plan via the following:

Corporate Business Plan

The Corporate Business Plan outlines in detail the projects, services, and performance measurements required to deliver on the priorities identified in the Strategic Community Plan. It is reported on quarterly to Council and updated annually with a major review every four years.

Annual Report

Each year, the City produces a comprehensive Annual Report in accordance with the *Local Government Act 1995*. The Annual Report aims to give an open and accountable insight into how the City has progressed towards achieving our vision and strategic objectives. Highlights include our main achievements and challenges, our financial performance and our key targets for the year ahead.

Stakeholder and community feedback

The City is committed to partnering with our stakeholders and the community to realise the future of our local area and will continue to engage with them on appropriate projects and services.

We use a number of different mechanisms each year to give us insight into how the City has progressed towards achieving our vision and strategic objectives. Some of those mechanisms are: surveys, workshops, focus groups and a range of online tools.

RESOURCING THE PLAN

The City's four year Corporate Business Plan directs the City's resources, assets and funding towards the priorities, key projects and activities set out in the Strategic Community Plan. It sets out how the City will do this and the funding required over the four year period of the Plan until the next major review in 2025-26.

MANAGING RISK

Risk management identifies and assesses potential threats and opportunities in achieving the City's business objectives and defines effective response strategies. The City's Risk Program ensures that sound risk management practices and procedures are fully integrated into its strategic initiatives, projects and operational processes and day to day business practices.

USEFUL CONTACTS

Civic Centre

9474 0777

Cnr Sandgate St & South Tce,
South Perth WA 6151

Fax 9474 2425

enquiries@southperth.wa.gov.au
southperth.wa.gov.au

Recycling Centre

9474 0970

Hayman Rd & Thelma St, Como
enquiries@southperth.wa.gov.au

Animal Care Facility

9474 0777

199 Thelma St, Como

Ferry Tram

9474 0777

Windsor Park, Cnr Mends St &
Mill Point Rd, South Perth
enquiries@southperth.wa.gov.au

George Burnett Leisure Centre

9474 0855

Manning Rd, Karawara
leisurecentre@southperth.wa.gov.au

South Perth Library

9474 0800

Cnr Sandgate St & South Tce, South Perth
southperthlib@southperth.wa.gov.au

Manning Library

9474 0822

2 Conochie Cres, Manning
manninglib@southperth.wa.gov.au

Old Mill

9367 5788

Melville Pl, South Perth
oldmill@southperth.wa.gov.au

South Perth Senior Citizens

9367 9880

53 Coode St, South Perth
spsc@bigpond.com

Manning Senior Citizens

9450 6273

3 Downey Dr (off Ley St), Manning
manningseniors@bigpond.com

Graffiti Hotline 1800 007 774

Collier Park Golf Course

9484 1666

Hayman Rd, Como
collierparkgolf.com.au

Collier Park Village

9313 0200

16 Morrison St, Como

9474 0777 | enquiries@southperth.wa.gov.au

#discoversouthperth | southperth.wa.gov.au

