

# ATTACHMENTS.

## Special Council Meeting

6 February 2018

**Items 7.3.2, 7.4.1 and 7.4.2 only**  
*Item 7.3.1 under separate cover*

# ATTACHMENTS TO AGENDA ITEMS

Ordinary Council - 6 February 2018

## Contents

<b>7.3.2</b>	<b>FINAL ADOPTION - REVISED LOCAL PLANNING POLICY P317 - LICENSED PREMISES</b>	
Attachment (a):	Local Planning Policy P317 - Licensed Premises	1
<b>7.4.1</b>	<b>LISTING OF PAYMENTS - DECEMBER 2017</b>	
Attachment (a):	Listing of Payments - December 2017	5
<b>7.4.2</b>	<b>MONTHLY FINANCIAL STATEMENTS - DECEMBER 2017</b>	
Attachment (a):	Interim Statement of Financial Position - December 2017	15
Attachment (b):	Interim Statement of Change in Equity - December 2017	16
Attachment (c):	Statement of Financial Activity - December 2017	17
Attachment (d):	Operating Revenue & Expenditure - December 2017	18
Attachment (e):	Capital Summary - December 2017	22
Attachment (f):	Significant Variance Analysis by Business Unit Operating Revenue Expenditure - December 2017	23
Attachment (g):	Statement of All Council Funds - December 2017	25
Attachment (h):	Summary of Cash Investments - December 2017	26
Attachment (i):	Statement of Major Debtor Categories - December 2017	28

## Strategic Direction 3 Housing and Land Uses

### Policy P317 Licensed Premises

<b>Responsible Business Unit/s</b>	Development Services
<b>Responsible Officer</b>	Manager Development Services
<b>Affected Business Unit/s</b>	Development Services

#### Policy Objectives

1. To accommodate appropriately designed licensed premises in the non-residential zones.
2. To ensure that the type and scale of licensed premises is appropriate for the location, taking into account the relevant zone, the desired streetscape character, and the surrounding land uses.
3. To minimise the impact of the licensed premises on the amenity of surrounding residential and non-residential properties.
4. To provide applicants with a comprehensive list of the information required to accompany an application for planning approval (development application) for licenced premises.
5. To provide clear guidance for assessing officers and the determining body to ensure consistent decision making.

#### Policy Scope

This Policy applies to all development applications and 'Section 40 certificates' issued by the City in relation to new and existing premises to be licenced under the *Liquor Control Act 1988*.

#### Statutory Background

This policy is made pursuant to Clause 9.6 of the City of South Perth Town Planning Scheme No. 6 (TPS6).

This policy 'Licensed Premises' outlines the information to be provided by the applicant when making an application for development approval for a 'licensed premises' and the matters to be considered by the decision maker when making a determination. The policy does not influence the decision-making processes of the Department of Racing, Gaming and Liquor (DRGL) or the decision making of the City in relation to Environmental Health and Building requirements.

Under the provisions of Clause 7.1 of TPS6, a development application is required for new licensed premises and for alterations and additions to existing licensed premises, including but not limited to 'Hotel', 'Tavern', 'Café/Restaurant' and 'Shop'.

For all licensed premises, in addition to obtaining development approval under of TPS6, applicants are required to obtain a liquor licence from the DRGL prior to commencing operations. The sale, supply and consumption of alcohol is regulated by the *Liquor Control Act 1988*. Under the provisions of this Act, Section 39 and 40 certificates are required to be obtained from the City. The Section 40 certificate confirms that the proposed use will comply with all relevant requirements of TPS6. The Section 39 Certificate confirms the premises or proposed premises can comply with all relevant Environmental Health and Building requirements. *The Liquor Control Act 1988 – A Guide for Local Government* provides detailed information regarding the liquor licensing process and local government involvement.

## Policy statement

### 1.0 Land use and permissibility

Applications for Licensed Premises will be assessed having regard to;

- (i) the land use definitions set out in Schedule 1 of TPS6 and land use permissibility set out in Table 1 of TPS6 ; and
- (ii) any other relevant considerations set out in this policy.

### 2.0 Location and design

Without limiting the matters to which the City may have regard to under TPS6 in considering the development the subject of the application, the City will take into consideration the following matters relevant to location and design.

- (i) Whether the development contributes positively to the character of the locality in terms of existing and desired streetscape character. The design of the development shall contribute to an active street frontage and take into account the relevant provisions of Western Australian Planning Commission Planning Bulletin 79 - Designing Out Crime Planning Guidelines.
- (ii) Whether the scale and nature of the development is appropriate for the locality and, in the case of a 'Tavern' or 'Hotel' that will display and sell packaged liquor from a net lettable area of more than 300 square metres, whether a 'Liquor Store (Large)' is a prohibited use in the subject zone.
- (iii) The existing land use mix and the cumulative impact of licensed premises.
- (iv) The proximity of the development to residential land uses and the impact on the amenity of the surrounding area.
- (v) The location of public transport facilities (including taxi services) and adequacy of on-site parking facilities.
- (vi) The location of any proposed outdoor licensed areas and the impact of these on surrounding residential areas.

### 3.0 Development Application process

An applicant seeking approval for development within the scope of this Policy is required to submit the following information.

#### 3.1 New Licensed Premises

A Management Plan that addresses and includes information relating to;

- (i) Maximum number of patrons;
- (ii) Proposed hours of operation;
- (iii) A full set of drawings including site plan, existing and proposed floor plans, and elevations;
- (iv) An Impact Assessment Report (IAR) in accordance with Clause 7.6 of TPS6, including an assessment of the proposal on the amenity impact on the surrounding area within 500m of the premises. This IAR is to include a Cumulative Impact Assessment (CIA) prepared by an appropriately qualified person which at a minimum contains the following:-
  - (a) A map depicting all licensed premises, the distribution and mix of land uses (including mixed & residential premises, schools and day care centres) and available car parking within a 500m radius;

- (b) Describe the operations of the other licensed premises in terms of license type, number of patrons, hours of operation, and entertainment options;
  - (c) An Operational Management Plan, detailing measures to minimise the impact of the licensed premises on the adjoining properties. Matters to be addressed include noise management, rubbish disposal and collection, deliveries, security, complaint management, and reporting procedures and patron control;
  - (d) Measures to be undertaken to ensure there is not a negative cumulative impact on the amenity of the area. For guidance in the preparation of a cumulative impact assessment applicants are encouraged to refer to the Western Australian Local Government Association '*Local Government Town Planning Guidelines for Alcohol Outlets*';
  - (e) A Traffic and Parking Impact Assessment, prepared by an appropriately qualified person including predicted future cumulative traffic impacts. This is required for all premises proposing on-premises consumption of alcohol and for large liquor stores. Parking requirements are to be assessed at the ratios set out under Clause 4 of this policy and are to include all uses, whether existing or proposed on a site; and
  - (f) A Noise Impact Assessment prepared by an appropriately qualified person. This is required for any premises operating outside the hours of 9am-6pm or which include live music. Noise assessments shall take into consideration adjacent land uses as well as the cumulative impact of other licensed premises within 500m of the subject site.
- (v) A Public Interest Assessment prepared as per the requirements of the Department of Racing Gaming and Liquor; and
  - (vi) Any other plan or information the City may reasonably require to enable the application to be determined.

### **3.2 Alteration of existing Licensed Premises**

- (i) Where an application involves changes to existing licensed premises, the details required in Clause 3.1 (i), (ii), (iii) and (iv) shall be provided; and
- (ii) For all major additions and alterations as determined by the City, including an ongoing extension to trading hours, to licensed premises located adjacent to mixed or residential development, all information required in Clause 3.1 shall be provided.

### **3.3 Festivals and temporary events**

- (i) Development approval under TPS6 is not required for a festival or 'one-off' events such as extended trading times, additional patrons, and extended boundaries of the licensed area.

However, before proceeding with such events, the owner of the premises must obtain written approval from the City's Chief Executive Officer and ensure all relevant approvals are obtained from the City's Building, Environmental Health and Infrastructure Services departments.

## **4.0 Car and bicycle parking requirements**

Car and bicycle parking for Liquor Store - 'Large', Liquor Store - 'Small' and Small Bar shall be provided as per the Table 2.

Table 2 – Parking Requirements

Uses	Minimum Required Parking Bays	
	Cars	Bicycles
Liquor Store - 'Large'	1 per 20m <sup>2</sup> gross floor area.	1 per 200m <sup>2</sup> gross floor area for staff and / or visitors.
Liquor Store - 'Small'	1 per 20m <sup>2</sup> gross floor area.	1 per 200m <sup>2</sup> gross floor area for staff and / or visitors.
Small Bar	1 per 3m <sup>2</sup> of public floor space used as bars, lounges, dining and function areas, beer gardens, and areas used predominantly for games.	1 per 25m <sup>2</sup> of bar floor area. 1 per 100m <sup>2</sup> of lounges, dining and function areas, beer gardens, and areas used predominantly for games.

Car parking for all other licensed premises including 'Hotel', 'Tavern', 'Café/Restaurant', and 'Shop' shall be provided as per Table 6 of TPS6. Clauses 6.3, 6.3A, and 6.4 of TPS6 and policy P315 Car Parking Reductions for Non-Residential Development continue to apply, although payment of cash in lieu of 'deficit bays' under Clause 6.3A would not generally be supported for large format liquor stores or to cater for the provision of alternative parking in, or directly adjoining, residential areas.

**5.0 Conditions of development approval / recommended conditions on Section 40 Certificate**

Pursuant to clause 7.5 of TPS6, the City may impose conditions of development approval addressing any aspect of the Management Plan. The City may also request such conditions be incorporated into any liquor license issued by the Department of Racing Gaming and Liquor by way of the Section 40 Certificate.

**LEGISLATION/ LOCAL LAW REQUIREMENTS**

*City of South Perth Town Planning Scheme No. 6  
Liquor Control Act 1988*

**OTHER RELEVANT POLICIES/ KEY DOCUMENTS**

City of South Perth Planning Policies  
*Local Government Town Planning Guideline for Alcohol Outlets* (Western Australian Local Government Association)  
*The Liquor Control Act 1988 – A Guide for Local Government* (Department of Racing, Gaming and Liquor)  
 Pamphlets and Self Assessment Checklists for Licensees (Department of Racing, Gaming and Liquor)

**Payment Listing**  
 Payments between  
 1/12/2017 to 31/12/2017



Cancelled Print Date and time: 9/01/2018 2:05:21PM

Reference No.	Date	Creditor	Payee	Description	Amount
1971.21476-01	08/12/2017	21476	Western Aust Treasury Corp	***** CANCELLED *****	\$750.76
1973.202452-01	13/12/2017	202452	Lock Stock & Farrell Locksmith	***** CANCELLED *****	\$436.80
<b>Total:</b>	<b>EFT</b>				<b>2 \$1,187.56</b>
00106700	19/12/2017	208134	Powerlux WA	***** CANCELLED *****	\$15,351.60
00106658	08/12/2017	200691	Water Corporation	***** CANCELLED *****	\$4,843.03
00106651	05/12/2017		Ms McPhersn & Mr R Teese	***** CANCELLED *****	\$714.90
<b>Total:</b>	<b>Cheque</b>				<b>3 \$20,909.53</b>
<b>Total:</b>	<b>Cancelled</b>				<b>5 \$22,097.09</b>
<b>Grand Total:</b>					<b>5 \$22,097.09</b>



Payment Listing  
Payments between  
1/12/2017 to 31/12/2017



Print Date and time: 9/01/2018 2:05:21PM

Creditors					
Reference No.	Date	Creditor	Payee	Description	Amount
1976.74667-01	20/12/2017	74667	Department Of Fire & Emergency Serv	2017/18 ESL Quarter 2 - Option B	\$2,143,451.84
1975.208305-01	19/12/2017	208305	Mrs G P Bowden	Refundable amount for U153/12 Morrison S	\$316,274.61
1975.201278-01	19/12/2017	201278	Asphaltech	Final Claim,Riverview st/Labouchere/Onsl	\$289,235.13
1971.76773-01	08/12/2017	76773	Total Eden	Reticulation Supplies	\$247,228.64
1983.207761-01	29/12/2017	207761	ClickSuper	Superannuation-181217-AC	\$231,850.96
1978.76357-01	21/12/2017	76357	Deputy Commissioner Of Taxation	Payroll Deduction	\$172,543.00
1970.76357-01	07/12/2017	76357	Deputy Commissioner Of Taxation	Payroll Deduction	\$167,355.00
1975.206835-01	19/12/2017	206835	Roads 2000	Road Maintenance Saunders ST/Canning hwy	\$135,037.06
1976.21476-01	20/12/2017	21476	Western Aust Treasury Corp	Loan P & I 28/12/17 - 220	\$132,701.82
1976.208309-01	20/12/2017	208309	Mr & Mrs J H Drew	Refundable amount U 77/37 McNabb Loop CP	\$120,604.39
1973.206414-01	13/12/2017	206414	Western Australian Electoral Commis	2017 LG Ordinary Elections - Full Cost R	\$115,663.29
1971.203103-01	08/12/2017	203103	Jackson McDonald Lawyers	Legal Advice	\$102,742.17
1975.208306-01	19/12/2017	208306	Mrs V Benzie	Refundable amount for U 34/2 Bruce St	\$93,457.67
1975.207787-01	19/12/2017	207787	Lorena Grant Pty Ltd	Artwork Complete, delivered, installed	\$66,880.00
1976.84059-01	20/12/2017	84059	Synergy	Street Lighting - 25/9/17 - 24/11/17	\$59,376.90
1980.206450-01	22/12/2017	206450	Building Commission	BS Levies - Nov 2017	\$57,011.06
1975.84059-01	19/12/2017	84059	Synergy	Group Account 3/11/17-5/12/17	\$55,189.39
1971.74667-01	08/12/2017	74667	Department Of Fire & Emergency Serv	2017/18 ESL for Council Owned Properties	\$50,837.31
1971.204586-01	08/12/2017	204586	Integrity Industrial	Contract Personnel	\$42,494.12
1973.203692-01	13/12/2017	203692	D Constructions Pty Ltd	Prj. manning Tennis Club	\$42,279.85
1975.200406-01	19/12/2017	200406	Perth Zoo	Coin Machine Collections Oct 2017	\$40,396.02
1973.83969-01	13/12/2017	83969	Town Of Victoria Park	Road Sweeping	\$33,000.00
1971.205745-01	08/12/2017	205745	Keos Events Pty Ltd	COSP Event Mgt - Event Staff Bal 50%	\$31,432.50
1973.208160-01	13/12/2017	208160	Place Laboratory	Prof. Services Landscape Arch. Mends Str	\$30,687.25
1975.83856-01	19/12/2017	83856	South Perth Bowling Club	Coin Machine takings Oct 2017	\$30,670.12
1971.204681-01	08/12/2017	204681	Urbis	Salter Point - Waterford Clontarf Foresh	\$28,905.80
1971.206996-01	08/12/2017	206996	Enviro Sweep	F/N Sweeping - Transfer Station	\$28,164.21
1973.203103-01	13/12/2017	203103	Jackson McDonald Lawyers	Legal Advice	\$27,074.25
1973.200298-01	13/12/2017	200298	Civica Pty Limited	TRIM Intergration 1/1/17-31/12/17	\$23,916.11
1973.206775-01	13/12/2017	206775	NS Projects	connect south Project	\$21,411.50
1976.76773-01	20/12/2017	76773	Total Eden	Reticulation Supplies	\$20,191.69
1971.200901-01	08/12/2017	200901	Better Class Lawns & Gardens	Mow Unkept Verges	\$19,669.00
1973.204657-01	13/12/2017	204657	MACRI Partners	Final Audit 30/6/17	\$19,404.00
1968.72842-01	05/12/2017	72842	Australia Post	Civic Centre Postage PE 30/11/17	\$18,758.71
1968.207526-01	05/12/2017	207526	Datacom Solutions (AU) Pty Ltd	Monthly Sphere SaaS Fee Nov2017	\$18,385.40
1975.206775-01	19/12/2017	206775	NS Projects	EJ Oval Project	\$18,379.75
1971.202644-01	08/12/2017	202644	Harrison Electrics Pty Ltd	Electrical Services	\$17,854.58
1975.200298-01	19/12/2017	200298	Civica Pty Limited	MPS Authority 1/2/18-28/2/18	\$17,544.14
1975.74233-01	19/12/2017	74233	Rosetta Holdings Pty Ltd	Gree Fee Com Nov 17	\$17,308.75
1971.207373-01	08/12/2017	207373	Constructive Project Solutions Pty	Project Mgt Services - Nov 17	\$17,157.28
1976.207933-01	20/12/2017	207933	Insight Informatics Pty Ltd	Library Management System	\$17,077.50
1975.207843-01	19/12/2017	207843	Tritech Nominees Pty Ltd	Health Coaching Group 4	\$16,775.00
1976.208134-01	20/12/2017	208134	Powerlux WA	Design&install lights Jackson/Walanna in	\$15,351.60
1973.202490-01	13/12/2017	202490	McLeods Barristers & Solicitors	Council Briefing on Planning 2017	\$15,269.47
1968.207678-01	05/12/2017	207678	Classic Tree Services	November Pruning - Various Locations	\$14,630.00
1975.207407-01	19/12/2017	207407	Axiis Contracting Pty Ltd	Construction Road Edge	\$14,260.31
1975.208219-01	19/12/2017	208219	Pritchard Francis Engineering	Connect South Project	\$13,854.50
1968.204379-01	05/12/2017	204379	Gel Gov Group Pty Ltd	Contract Personnel	\$13,821.50
1975.207648-01	19/12/2017	207648	Art of Timber	Timber Floor Maintenance	\$13,235.00
1971.202612-01	08/12/2017	202612	Fleetcare	Fuel - Nov 17	\$12,616.06
1975.203975-01	19/12/2017	203975	Syrinx Environmental Pty Ltd	Monitor&Maintain Clontarf Dec17	\$12,594.30
1975.203839-01	19/12/2017	203839	Carringtons Traffic Services	Traffic Management	\$12,392.31
1975.204379-01	19/12/2017	204379	Rubicor Gov Pty Ltd	Contract Personnel	\$11,701.60
1975.205347-01	19/12/2017	205347	Aurecon Australia Pty Ltd	Joint bike Plan CoSP & ToVP	\$11,561.00
1981.206450-01	22/12/2017	206450	Building Commission	B S Levies - Oct 2017	\$11,308.89
1975.207289-01	19/12/2017	207289	Pracsys Management Systems Pty Ltd	Review of Activity centres	\$10,615.00
1968.207407-01	05/12/2017	207407	Axiis Contracting Pty Ltd	Footpath - Salters Point Pde	\$10,609.51
1971.204260-01	08/12/2017	204260	Beaver Tree Services	Tree Watering - W/E 1/12/17	\$10,062.25
1973.203632-01	13/12/2017	203632	Reino International	Annual Preventative Maint. 10/8/17-9/8/1	\$9,984.62
1973.207957-01	13/12/2017	207957	Out of the Box Community Events	Staff & Volunteer coordination 50% Depos	\$9,900.00
1968.202856-01	05/12/2017	202856	Turf Care WA Pty Ltd	Construction of Perch Water table Green	\$9,856.00
1973.206132-01	13/12/2017	206132	Hinds Sand Supplies	Sand Turf	\$9,856.00
1976.204001-01	20/12/2017	204001	Temptations Catering	Catering	\$9,702.10
1976.205538-01	20/12/2017	205538	NextGen Networks Pty Ltd	Monthly Fee 1/12/17 - 31/12/17	\$9,412.70
1976.202231-01	20/12/2017	202231	Marketforce Pty Ltd	Advertising	\$8,603.80
1976.203655-01	20/12/2017	203655	Office Line Group Pty Ltd	Various Tables	\$8,596.50
1971.208244-01	08/12/2017	208244	West Coast Solar	Electrical Services	\$8,514.00
1971.202681-01	08/12/2017	202681	Ecojobs	Ecojobs Personnel - 26/7/17 - 8/8/17	\$8,508.34
1975.208212-01	19/12/2017	208212	Simon de Groot	Progress Payment 3	\$8,500.00
1971.206833-01	08/12/2017	206833	Multiclean WA Pty Ltd	Cleaning Services	\$8,454.06
1973.205368-01	13/12/2017	205368	Mi Club Services	Website Support	\$8,411.21



Payment Listing  
Payments between  
1/12/2017 to 31/12/2017



Print Date and time: 9/01/2018 2:05:21PM

Creditors					
Reference No.	Date	Creditor	Payee	Description	Amount
1971.204064-01	08/12/2017	204064	MMM WA Pty Ltd	Traffic Management - Centenary Ave	\$8,409.34
1975.207779-01	19/12/2017	207779	Soft Landing Mattress Recycling	Mattress Recycling	\$8,355.00
1975.205247-01	19/12/2017	205247	State Wide Turf Services	EJ Reserve Turf	\$8,344.87
1968.208253-01	05/12/2017	208253	Studio3 Landscape Architecture	Landscape Architectural Services - Bill	\$7,700.00
1976.205985-01	20/12/2017	205985	C & T Reticulation	Retic Repairs - Hensman St	\$7,623.00
1973.74357-01	13/12/2017	74357	RA Shopland	U77 Refurbishment	\$7,543.80
1973.206110-01	13/12/2017	206110	Terry Gale	Design and overseeing construction of gr	\$7,500.00
1976.204603-01	20/12/2017	204603	NEC Australia Pty Ltd	Access Points	\$7,394.27
1975.207030-01	19/12/2017	207030	GAF Traffic	Traffic mgmt SP station Precinct Nov17	\$7,370.00
1971.207846-01	08/12/2017	207846	Corsign WA Pty Ltd	Green Posts & Grab Rails	\$7,369.45
1976.201100-01	20/12/2017	201100	HydroQuip Pumps	Excavation works Karrawara	\$7,218.20
1968.206132-01	05/12/2017	206132	Hinds Sand Supplies	Bluemetal	\$7,209.38
1973.205524-01	13/12/2017	205524	Cadgroup Australia Pty Ltd	Auto CAD Maintenance - 1 Year	\$7,133.50
1975.207916-01	19/12/2017	207916	GTA Consultants (WA) Pty Ltd	Consultancy	\$7,097.75
1973.202644-01	13/12/2017	202644	Harrison Electrics Pty Ltd	Electrical Services	\$7,035.20
1973.200974-01	13/12/2017	200974	Hays Specialist Recruitment(Aust) P	Contract Personnel	\$6,961.52
1971.207822-01	08/12/2017	207822	Australian Parking & Revenue Contro	License, Hosting & Comm Costs - Nov 17	\$6,906.26
1975.202681-01	19/12/2017	202681	Ecojobs	Natural Areas Maintainer	\$6,659.29
1971.202404-01	08/12/2017	202404	Nuturf Australia Pty Ltd	Stamina 90 20L	\$6,571.40
1968.203752-01	05/12/2017	203752	Hillarys Plumbing & Gas	Plumbing Services	\$6,520.03
1976.208051-01	20/12/2017	208051	Cathara Consulting Pty Ltd	Permanent Placement	\$6,226.42
1968.200974-01	05/12/2017	200974	Hays Specialist Recruitment(Aust) P	Contract Personnel	\$6,169.51
1976.201814-01	20/12/2017	201814	Total Packaging	Doggy Bags	\$6,160.00
1975.203797-01	19/12/2017	203797	Capital Demolition	Removal/Disposal of Inert Waste	\$6,098.40
1976.206688-01	20/12/2017	206688	Glen Flood Group Pty Ltd	Consultancy - Operations Review	\$6,068.21
1975.202644-01	19/12/2017	202644	Harrison Electrics Pty Ltd	Electrical Services	\$6,025.66
1971.202490-01	08/12/2017	202490	McLeods Barristers & Solicitors	Parking Prosecution	\$5,932.01
1973.207495-01	13/12/2017	207495	DFP Recruitment Service	Contract Personnel	\$5,814.95
1975.208304-01	19/12/2017	208304	LG Professionals Australia	Management challenge 2018 - CEO	\$5,720.00
1968.20391-01	05/12/2017	20391	Total Turf	Litter Bins, Bollards	\$5,564.40
1968.204935-01	05/12/2017	204935	E-Par Pty Ltd	Environmental Course Mtce - Membership	\$5,436.09
1971.206607-01	08/12/2017	206607	The Brand Agency	Azure & ZettaGrid Hosting - Nov 17	\$5,365.80
1971.207737-01	08/12/2017	207737	Eclipse Soils Pty Ltd	Soils 1/11/17 - 30/11/17	\$5,362.50
1973.205247-01	13/12/2017	205247	State Wide Turf Services	Sweep. Low Mow. Hope St Pk, Conochie Res	\$5,270.10
1968.202404-01	05/12/2017	202404	Nuturf Australia Pty Ltd	Stamina 90 20L	\$5,203.00
1973.202304-01	13/12/2017	202304	Landmark Engineering & Design	Hudson 6 settings	\$5,137.00
1975.200808-01	19/12/2017	200808	CAI Fences	Supply & Install 40m Chainmesh Fencing	\$5,060.00
1973.205438-01	13/12/2017	205438	Animal Pest Management Services	Labour-Fox trapping SP Foreshore/Aquinas	\$4,988.50
1976.202969-01	20/12/2017	202969	Lasso Kip Pty Ltd	Front page Colour Advert	\$4,950.00
1976.202679-01	20/12/2017	202679	MP Rogers & Associates Pty Ltd	Professional Engineering Services	\$4,950.00
1975.207090-01	19/12/2017	207090	Solo Resource Recovery	Drainage Works	\$4,778.40
1968.76491-01	05/12/2017	76491	Supa Pest & Weed Control	Verge and Island Weed Spraying	\$4,741.00
1973.205423-01	13/12/2017	205423	Michael Page International Pty Ltd	Contract Personnel	\$4,732.19
1976.208066-01	20/12/2017	208066	Corporate Security Aust Pty Ltd	Security Cover Moorditch Wirrin Kep	\$4,692.60
1968.205985-01	05/12/2017	205985	C & T Reticulation	Reticulation Repairs - Reverview St. Lab	\$4,675.00
1976.203752-01	20/12/2017	203752	Hillarys Plumbing & Gas	Plumbing Services	\$4,548.28
1975.200974-01	19/12/2017	200974	Hays Specialist Recruitment(Aust) P	Contract Personnel	\$4,497.74
1975.205423-01	19/12/2017	205423	Michael Page International Pty Ltd	Contract Personnel	\$4,497.54
1968.208211-01	05/12/2017	208211	Denmac Holdings Pty Ltd	Additional Glass to Library Canopy Entra	\$4,383.50
1975.204610-01	19/12/2017	204610	Fixit Maintenance and Roofing	Civic Centre Office Area Roof	\$4,288.00
1973.203752-01	13/12/2017	203752	Hillarys Plumbing & Gas	Plumbing Services	\$4,286.95
1971.208051-01	08/12/2017	208051	Cathara Consulting Pty Ltd	Contract Personnel	\$4,174.69
1971.206834-01	08/12/2017	206834	Advanced Pest Control Pty Ltd	Mosquito Treatment - Bodkin Park	\$4,114.00
1968.206996-01	05/12/2017	206996	Enviro Sweep	Street Sweeps Including Footpaths	\$4,075.50
1975.204260-01	19/12/2017	204260	Beaver Tree Services	Tree watering WE 08/12/2017	\$4,009.50
1975.204655-01	19/12/2017	204655	Dellas Group Pty Ltd	Printing - CSMS Masterplan Concept Desig	\$3,954.50
1971.207394-01	08/12/2017	207394	Bucher Municipal	Stirrup Cable Front Axle	\$3,928.74
1975.202459-01	19/12/2017	202459	Traffic Management Plan Services	Traffic Management Audits	\$3,907.75
1971.206752-01	08/12/2017	206752	Conway Highbury Pty Ltd	Amendments to LL, Effi Improvements, Pro	\$3,899.50
1976.208274-01	20/12/2017	208274	Ms E Clocherty	Second Installment MWKE Artwork	\$3,875.00
1968.208195-01	05/12/2017	208195	BMS Pty Ltd	Commissioning Mgt	\$3,850.00
1976.207177-01	20/12/2017	207177	Initial Hygiene	Sanitary Hygiene Services 1/1/18 - 31/3/	\$3,847.13
1971.201983-01	08/12/2017	201983	Muceha Tree Farm	Various Plants	\$3,829.00
1968.205192-01	05/12/2017	205192	Caltex Energy WA	Fuel	\$3,764.41
1973.207678-01	13/12/2017	207678	Classic Tree Services	Removed stump grind dead willow	\$3,718.00
1968.208207-01	05/12/2017	208207	Complete Turf Supplies	Santa-anna Grass	\$3,538.00
1973.202964-01	13/12/2017	202964	Uniqco (WA) Pty Ltd	Plant & Vehicle Asset Mgmt Fixed Service	\$3,476.00
1975.203366-01	19/12/2017	203366	T-Quip	AIPCONC361	\$3,423.65
1975.200510-01	19/12/2017	200510	Totally Workwear - Victoria Park	Workwear	\$3,389.00
1975.202304-01	19/12/2017	202304	Landmark Engineering & Design	Bin Enclosure	\$3,327.50
1973.207851-01	13/12/2017	207851	Webson Services	Repaint Balcony railings	\$3,300.00

**Payment Listing**  
Payments between  
1/12/2017 to 31/12/2017



Print Date and time: 9/01/2018 2:05:21PM

Creditors					
Reference No.	Date	Creditor	Payee	Description	Amount
1975.208160-01	19/12/2017	208160	Place Laboratory	Landscape Architecture Service Connect S	\$3,300.00
1976.201859-01	20/12/2017	201859	Preston Street IGA	Refreshments for Community Participants	\$3,268.69
1973.203178-01	13/12/2017	203178	Retravisison - Cannington	Elevated Elect Fans	\$3,220.00
1971.203632-01	08/12/2017	203632	Reino International	Ongoing Licence Fees	\$3,219.62
1971.204001-01	08/12/2017	204001	Temptations Catering	Staff Meetings	\$3,183.31
1968.207358-01	05/12/2017	207358	SignPrint Australia Pty Ltd	Signage to promote Foreshore Masterplan	\$3,096.94
1975.204001-01	19/12/2017	204001	Temptations Catering	Catering	\$3,074.50
1976.207106-01	20/12/2017	207106	Squared Communications	Consultancy - Dec 17	\$3,041.50
1968.208272-01	05/12/2017	208272	Green Workz Pty Ltd	200Lt Aqua Plas	\$3,014.00
1968.204337-01	05/12/2017	204337	Kerb Doctor	Install Mountable Kerb - Welwyn Ave	\$3,009.60
1973.72990-01	13/12/2017	72990	Bunnings Building Supplies P/L	U77 Refurbishment	\$2,964.74
1976.208283-01	20/12/2017	208283	Ground Protection Pty Ltd	Ground Protection Mats	\$2,937.00
1968.208269-01	05/12/2017	208269	Mr E Mohammadpour	Development of Capital Works Program	\$2,905.00
1971.203461-01	08/12/2017	203461	WC Convenience Management Pty Ltd	Preventative Mtce & Cleaning - Nov 17	\$2,896.04
1975.201876-01	19/12/2017	201876	David Gray & Co Pty Ltd	General Bins	\$2,878.59
1973.207895-01	13/12/2017	207895	Mister Walker Restaurant	Function 15/9/17	\$2,876.50
1968.202249-01	05/12/2017	202249	Local Government Professionals Aust	Annual State Conf 2017	\$2,860.00
1971.74446-01	08/12/2017	74446	Richgro Garden Products	MOTT Rockingham M3 Potting Mix	\$2,849.50
1976.202644-01	20/12/2017	202644	Harrison Electrics Pty Ltd	Electrical Services	\$2,822.09
1971.206104-01	08/12/2017	206104	Coolmate Pty Ltd	Collins St Hall Variation - Roof Corners	\$2,816.00
1971.203839-01	08/12/2017	203839	Carringtons Traffic Services	Canning Hwy - 2 Man Crew After Hours	\$2,802.65
1976.204550-01	20/12/2017	204550	Western Power	ML010410 Jackson Rd & Walanna Dr	\$2,793.00
1968.206719-01	05/12/2017	206719	Atom Supply	Various Gloves and Protective Equipment	\$2,737.48
1973.81399-01	13/12/2017	81399	Western Educating Service	Educting carried out Mil Point Ward - 30	\$2,706.55
1973.85089-01	13/12/2017	85089	SAI Global Limited	NET NCC Ren Renew	\$2,690.60
1975.207680-01	19/12/2017	207680	AquamoniX	Inspect and Install Flow meter	\$2,673.00
1971.205986-01	08/12/2017	205986	Department Of Transport	Vehicle Search Fees	\$2,672.30
1971.207795-01	08/12/2017	207795	Milestone Building Code Certifiers	Building Code Surveying Services - Nov 1	\$2,660.55
1968.207987-01	05/12/2017	207987	SITO Elevator & Escalator Service C	Supply & install New Glass in Lift	\$2,587.33
1968.204875-01	05/12/2017	204875	Oxfords Carpentry & Renovations Pty	Shelving drill 9 Book cases adjustable s	\$2,536.60
1975.206480-01	19/12/2017	206480	PCP Sensemaking Pty Ltd	Full and Final Settlement inv 2080/81/82	\$2,530.00
1975.207709-01	19/12/2017	207709	Marion Fredriksson Design	Connect South Project - Vision Keeping	\$2,508.44
1971.204655-01	08/12/2017	204655	Dellas Group Pty Ltd	Connect South Masterplan Concept Design	\$2,357.30
1973.204604-01	13/12/2017	204604	Schindler Lifts Australia Pty Ltd	Contractual payment as per agreement	\$2,329.25
1968.205423-01	05/12/2017	205423	Michael Page International Pty Ltd	Contract Personnel - W/E 26/11/17	\$2,304.64
1968.207791-01	05/12/2017	207791	OBAN Group Pty Ltd	Greenkeepers Shed - CPGC	\$2,272.60
1968.207024-01	05/12/2017	207024	SEM Distribution	Newspaper Deliveries Civic Centre 16/10/1	\$2,238.16
1975.201590-01	19/12/2017	201590	The Pressure King	Graffiti Removal - Various Locations	\$2,222.00
1975.205985-01	19/12/2017	205985	C & T Reticulation	Reticulation Repairs	\$2,216.50
1971.200765-01	08/12/2017	200765	Dept Biodiversity, Conservation &	Fishing Line Bin Project - 17/18 Contrib	\$2,200.00
1968.205542-01	05/12/2017	205542	Advam Pty Ltd	Credit card transaction Nov17	\$2,172.90
1968.202644-01	05/12/2017	202644	Harrison Electrics Pty Ltd	Electrical Services	\$2,146.50
1973.85222-01	13/12/2017	85222	Westbooks	Books	\$2,105.56
1968.201543-01	05/12/2017	201543	Premium Plastics Pty Ltd	Easi-Lift Bag 45L	\$2,032.23
1971.207656-01	08/12/2017	207656	Outdoor Tactical	Uniforms	\$2,022.78
1968.207495-01	05/12/2017	207495	DFP Recruitment Service	Contract Personnel	\$1,999.71
1976.207495-01	20/12/2017	207495	DFP Recruitment Service	Contract Personnel	\$1,999.71
1973.206793-01	13/12/2017	206793	Betta Pest Management	Termite Treatment	\$1,991.00
1968.74446-01	05/12/2017	74446	Richgro Garden Products	MOTT Rockingham M3 Potting Mix	\$1,985.50
1973.74446-01	13/12/2017	74446	Richgro Garden Products	Men of the Trees Rockingham	\$1,985.50
1981.204586-01	22/12/2017	204586	Integrity Industrial	Contract Personnel	\$1,983.14
1976.208251-01	20/12/2017	208251	Turfkeeper Services	Quarterly Subscription	\$1,980.00
1975.202490-01	19/12/2017	202490	McLeods Barristers & Solicitors	Legal Fees	\$1,979.34
1975.206776-01	19/12/2017	206776	Rotorwest Pty Ltd T/A Heliwest	Mosquito Aerial Treatment	\$1,966.25
1975.203917-01	19/12/2017	203917	JBA Surveys	Consultancy Services	\$1,936.00
1973.205542-01	13/12/2017	205542	Advam Pty Ltd	Credit card Transaction Sep2017 CoSP	\$1,931.07
1975.84405-01	19/12/2017	84405	Garrards Pty Ltd	Vectobac G 18kg	\$1,875.06
1975.206206-01	19/12/2017	206206	Allflow Industrial	Tri-annual service oil water separator	\$1,862.80
1976.205180-01	20/12/2017	205180	Perth Security Services	Coode St Boatramp Patrols - 27/11/17 - 0	\$1,852.20
1971.202674-01	08/12/2017	202674	Ecoscape Australia Pty Ltd	Foreshore Shade Vista Seating	\$1,823.25
1971.201393-01	08/12/2017	201393	Ambit Industries	Supply & Install 1800mm Chain Wire Fenci	\$1,809.11
1968.76773-01	05/12/2017	76773	Total Eden	Reticulation Supplies	\$1,794.93
1975.207215-01	19/12/2017	207215	Blue Force Pty Ltd	Monthly Alarm Monitoring - Nov 17	\$1,775.59
1971.201523-01	08/12/2017	201523	Lo-Go Appointments	Contract Personnel	\$1,753.29
1975.72990-01	19/12/2017	72990	Bunnings Building Supplies P/L	Equipment	\$1,747.34
1975.208295-01	19/12/2017	208295	EPCAD Pty Ltd	SAT Mediation Cutris v CoSP Salter Point	\$1,718.75
1973.208297-01	13/12/2017	208297	Vinalyze Pty Ltd	Vinalyze Floorings 12 Salmond Way	\$1,684.38
1971.204459-01	08/12/2017	204459	Greg Davies Architects	WCG Thomas Phase 6-7	\$1,650.00
1973.201783-01	13/12/2017	201783	Air Torque Refrigeration & Aircond	Units 41, 72 & Com Centre	\$1,624.70
1973.23289-01	13/12/2017	23289	Wattleup Tractors	Parts - Plant 75035	\$1,624.60
1975.202231-01	19/12/2017	202231	Marketforce Pty Ltd	Advertising	\$1,617.34



Payment Listing  
Payments between  
1/12/2017 to 31/12/2017



Print Date and time: 9/01/2018 2:05:21PM

Creditors					
Reference No.	Date	Creditor	Payee	Description	Amount
1973.203839-01	13/12/2017	203839	Carringtons Traffic Services	Crack sealing Manning/Thelma Street	\$1,614.80
1968.207851-01	05/12/2017	207851	Webson Services	Civic Bus Shelter	\$1,595.00
1975.208296-01	19/12/2017	208296	Aunet Pty Ltd	Binocular Microscope ASZ600B	\$1,595.00
1973.204379-01	13/12/2017	204379	Rubicor Gov Pty Ltd	Contract Personnel	\$1,579.45
1976.203830-01	20/12/2017	203830	Hart Sport	Various Sports Equipment - GBLC	\$1,556.50
1968.204657-01	05/12/2017	204657	MACRI Partners	Audit-Roads to Recovery Prog YE 30/6/17	\$1,540.00
1971.207169-01	08/12/2017	207169	West-Sure Group Pty Ltd	Cash Collection - Nov 17	\$1,532.89
1976.207678-01	20/12/2017	207678	Classic Tree Services	Arboricultural Report-19 Hopetoun Street	\$1,507.00
1971.207407-01	08/12/2017	207407	Axiis Contracting Pty Ltd	Minor Path Construction Jarman/Bradshaw	\$1,475.43
1976.21437-01	20/12/2017	21437	Educational Art Supplies	Craft Items for storytime	\$1,461.97
1976.22027-01	20/12/2017	22027	Raeco	Singlefold matt	\$1,456.51
1975.207791-01	19/12/2017	207791	OBAN Group Pty Ltd	Door Replacement	\$1,455.36
1973.208269-01	13/12/2017	208269	Mr E Mohammadpour	Dev of Capital work Prog	\$1,452.50
1976.208269-01	20/12/2017	208269	Mr E Mohammadpour	Development of Capital Works Program	\$1,452.50
1971.201343-01	08/12/2017	201343	Sledgehammer Concrete Cutting	Grinding of Concrete Paths	\$1,402.69
1976.207535-01	20/12/2017	207535	Balls N All	Staff Christmas Lunch	\$1,400.00
1968.206420-01	05/12/2017	206420	Pacific Brands Workwear	Polo Shirts	\$1,372.80
1971.206937-01	08/12/2017	206937	Sentia Pty Ltd	Media Services Fee - Nov 17	\$1,362.90
1971.205423-01	08/12/2017	205423	Michael Page International Pty Ltd	Contract Personnel	\$1,339.00
1971.208231-01	08/12/2017	208231	TURNING HEADS MEDIA	Filming - Mends Street	\$1,320.00
1973.202856-01	13/12/2017	202856	Turf Care WA Pty Ltd	Green Construction Work outside original	\$1,320.00
1975.207886-01	19/12/2017	207886	C J Campbell Consulting	Consultancy	\$1,320.00
1976.201343-01	20/12/2017	201343	Sledgehammer Concrete Cutting	Concrete grinding	\$1,315.86
1976.202792-01	20/12/2017	202792	Award Contracting	Fault Location Services	\$1,303.50
1976.205473-01	20/12/2017	205473	JB Hi-Fi	Samsung Galaxy Tab	\$1,284.00
1973.207395-01	13/12/2017	207395	Fridge Cool Refrigeration & Air	Quarterly Inspection on 8 Heat Pumps	\$1,271.30
1973.204745-01	13/12/2017	204745	Rainscape Waterwise Solutions	Reticulation Items	\$1,230.14
1975.207176-01	19/12/2017	207176	DMD - Direct Mail Distribution	Leterbox Distribution for whole South Pe	\$1,220.00
1975.208293-01	19/12/2017	208293	Metro Filters	Cleaning The canopy, Flue and Fan	\$1,214.40
1968.200866-01	05/12/2017	200866	Besam Australia	Civic Centre Hall Auto Door Repair	\$1,208.73
1968.205054-01	05/12/2017	205054	J Gourdis Landscapes	Maintenance of Kindergarden Sites - Nov	\$1,200.00
1971.208292-01	08/12/2017	208292	Camera Story Ltd	Community Consult/Meeting 27 & 29/11/17	\$1,200.00
1973.208249-01	13/12/2017	208249	Central Screens Central Lock & Key	U63 Refurbishment	\$1,200.00
1968.200735-01	05/12/2017	200735	Lawrence And Hanson	Parts - Lamp CFL	\$1,189.10
1971.206775-01	08/12/2017	206775	NS Projects	Manning Community Facility - Oct 17	\$1,155.00
1975.208016-01	19/12/2017	208016	Specialist News Pty Ltd	Subscription - 12 month Single User	\$1,149.00
1968.207602-01	05/12/2017	207602	Hire A Hubby Leeming	Street Tree Audit	\$1,129.70
1975.207298-01	19/12/2017	207298	Totally Workwear - Belmont	Workwear	\$1,127.43
1973.24280-01	13/12/2017	24280	AAA Production Services	Booking for Morning Melodies Audio/Light	\$1,122.00
1968.208163-01	05/12/2017	208163	Mr C L Cameron	Reimburesment of Professional Fees	\$1,100.00
1971.208285-01	08/12/2017	208285	Time Critical CPR & First Aid	First Aid Training	\$1,100.00
1973.207188-01	13/12/2017	207188	Wild Honey - Carlos Maxwell	Bees Hive Removal	\$1,100.00
1976.207751-01	20/12/2017	207751	FM Contract Solutions Pty Ltd	Site Auditing - Nov 17	\$1,082.51
1976.207836-01	20/12/2017	207836	Eva Fernandez	Location Photography	\$1,080.00
1975.200489-01	19/12/2017	200489	Cleansweep Pty Ltd	Road Sweeping	\$1,075.25
1975.204708-01	19/12/2017	204708	Cash & Carry	Various Books	\$1,059.45
1973.208183-01	13/12/2017	208183	Ms R Smith	U72, U77 & U126 Refurbishment	\$1,040.00
1968.201815-01	05/12/2017	201815	Quick Corporate Aust Pty Ltd	General Stationery	\$1,023.57
1976.200735-01	20/12/2017	200735	Lawrence And Hanson	Lights	\$1,009.25
1976.205438-01	20/12/2017	205438	Animal Pest Management Services	Fox Control - Cygnia Cove	\$990.00
1975.204556-01	19/12/2017	204556	City Subaru	Vehicle Service	\$955.35
1971.205153-01	08/12/2017	205153	Abco Products	Various Cleaning Products	\$943.47
1971.203504-01	08/12/2017	203504	Imperial Glass	Replace Broken Glass - Manning Bowling C	\$940.94
1975.200393-01	19/12/2017	200393	PPCA Ltd	Public Performance & Protected Sound Rec	\$938.22
1973.204374-01	13/12/2017	204374	Garmony Property Consultants	U72 & U92 Refurbishment	\$935.00
1971.207185-01	08/12/2017	207185	Veraison Training & Development	COG Coaching	\$924.00
1973.205762-01	13/12/2017	205762	Action Glass Pty Ltd	U72 Refurbishment	\$924.00
1976.203504-01	20/12/2017	203504	Imperial Glass	Bus Stop # 10338 Canning Hwy	\$921.98
1973.206480-01	13/12/2017	206480	PCP Sensemaking Pty Ltd	gift register updates	\$907.50
1976.207024-01	20/12/2017	207024	SEM Distribution	Various Papers 13/11/17 - 10/12/17	\$904.44
1973.208222-01	13/12/2017	208222	Carlisle Soilyard	Wood Chips	\$900.00
1976.205192-01	20/12/2017	205192	Caltex Energy WA	XLS Diesel Op Centre	\$885.11
1968.204064-01	05/12/2017	204064	MMM WA Pty Ltd	Hire of Truck, Trailer, Loader & Labour	\$867.33
1976.72990-01	20/12/2017	72990	Bunnings Building Supplies P/L	Equipment	\$861.22
1973.201815-01	13/12/2017	201815	Quick Corporate Aust Pty Ltd	General Stationery	\$841.29
1976.204510-01	20/12/2017	204510	Karalee Tavern	Drinks for Infrastructure Xmas Party	\$838.65
1971.207540-01	08/12/2017	207540	Rapid Global	Rapid Incident Reporting - Quarterly Lic	\$825.00
1976.207851-01	20/12/2017	207851	Webson Services	Air Lock	\$825.00
1973.203975-01	13/12/2017	203975	Syrinx Environmental Pty Ltd	Operations, Monitoring & maint.	\$781.00
1975.83929-01	19/12/2017	83929	Dowsing Group Pty Ltd	Reticulation Repairs	\$779.90
1976.205153-01	20/12/2017	205153	Abco Products	Various Cleaning Products	\$767.02

Payment Listing  
Payments between  
1/12/2017 to 31/12/2017



Print Date and time: 9/01/2018 2:05:21PM

Creditors				
Reference No.	Date	Creditor Payee	Description	Amount
1975.208286-01	19/12/2017	208286Dun & Bradstreet Australia Pty Ltd	Index Partners Report	\$764.50
1972.21476-01	13/12/2017	21476Western Aust Treasury Corp	Loan P & I 08/01/18 - 230	\$750.76
1971.208088-01	08/12/2017	208088Mr L Brock	Attendance Fee - Property Committee	\$750.00
1975.207995-01	19/12/2017	207995StrataGreen	Inter Industrial Sprayer	\$744.48
1973.201712-01	13/12/2017	201712Qualcon Lab	Pavement Investigation	\$742.50
1975.206782-01	19/12/2017	206782WINC Australia Pty Ltd	Coffee	\$741.19
1971.206706-01	08/12/2017	206706Holcim (Australia) Pty Ltd	N25 14mm GB Concrete	\$739.64
1971.204588-01	08/12/2017	204588Western Resource Recovery Pty Ltd	Waste Disposal	\$737.00
1975.204950-01	19/12/2017	204950M P Rogers & Associates PL	Coastal Engineer	\$737.00
1973.21655-01	13/12/2017	21655Digital Telecommunication System	Programme Smartlink Pendant	\$726.00
1968.204610-01	05/12/2017	204610Fixit Maintenance and Roofing	Gutter Cleaning - CPGC	\$715.00
1968.84216-01	05/12/2017	84216Como Panel And Paint	Repairs to Great Wall X240 Silver Pearl	\$708.16
1975.203752-01	19/12/2017	203752Hillarys Plumbing & Gas	Plumbing Services	\$707.75
1968.204152-01	05/12/2017	204152Enware Australia Pty Ltd	Microbes for Wash Bay	\$704.55
1971.205140-01	08/12/2017	205140Direct Trades Supply Pty Ltd	Con-Form Pin & Con-Form Boards	\$675.00
1973.201820-01	13/12/2017	201820Elizabeth Richards School Supplies	ER Teachers Diary	\$662.29
1971.205840-01	08/12/2017	205840ADH Golf & Utility Vehicles	Servicing of Plant	\$652.85
1975.76373-01	19/12/2017	76373Domus Nursery	Plants	\$651.75
1975.85051-01	19/12/2017	85051Matting Solutions	Matting	\$651.20
1968.204586-01	05/12/2017	204586Integrity Industrial	Contract Personnel	\$641.19
1971.200254-01	08/12/2017	200254APRA Ltd	Annual APRA Charges	\$632.75
1971.207728-01	08/12/2017	207728Burson Automotive Pty Ltd	Various Painting Items	\$622.96
1971.206166-01	08/12/2017	206166Manheim Pty Ltd	Transport & Selling Fees	\$610.50
1976.205452-01	20/12/2017	205452Action Fencing Services	Repair Fence - CPGC	\$605.00
1975.206719-01	19/12/2017	206719Atom Supply	Supplies Twill Mesh	\$601.60
1971.202334-01	08/12/2017	202334Expo Document Copy Centre (WA) P/L	COSP - Tickets Stickers	\$594.00
1968.208282-01	05/12/2017	208282The Adventurers	Brainchild Ball - Cr Burrows & Cr Reid	\$590.00
1973.207215-01	13/12/2017	207215Blue Force Pty Ltd	Telephone/Pager Mtce	\$589.50
1968.206706-01	05/12/2017	206706Holcim (Australia) Pty Ltd	N25 14mm GB Concrete	\$575.48
1973.201608-01	13/12/2017	201608Econo Sweep	Power Sweeping	\$572.00
1973.201100-01	13/12/2017	201100HydroQuip Pumps	Repair corroded	\$572.00
1975.200866-01	19/12/2017	200866Assa Abloy Entrance Systems Austral	Auto Door Maintenance	\$566.50
1971.204468-01	08/12/2017	204468John Hughes Service	60,000 km Service - 1EIH685	\$565.77
1976.76679-01	20/12/2017	76679City Of Canning	Impound and Sustenance Fees	\$565.00
1973.207840-01	13/12/2017	207840Shower Regrouting	U85 Refurbishment	\$550.00
1975.201044-01	19/12/2017	201044Forestvale Trees Pty Ltd	Trees	\$550.00
1971.76599-01	08/12/2017	76599New Town Toyota	60,00 km Service - 1EPH186	\$547.70
1973.206782-01	13/12/2017	206782WINC Australia Pty Ltd	Bathroom Scales	\$542.82
1968.203366-01	05/12/2017	203366T-Quip	Mower Repair	\$533.40
1968.207834-01	05/12/2017	207834Australia Post	Supply for period ending 31/10/20	\$532.78
1968.207109-01	05/12/2017	207109Tenancy Consulting Services	Mechanical Services Consultancy	\$528.00
1975.201823-01	19/12/2017	201823Boral Construction Materials Group	Emulsion CRS Bulk	\$498.33
1971.72990-01	08/12/2017	72990Bunnings Building Supplies P/L	Spanner Set, Bins, Washers, Tool Box	\$497.59
1969.201999-01	07/12/2017	201999Health Insurance Fund of WA	Payroll Deduction	\$490.60
1977.201999-01	21/12/2017	201999Health Insurance Fund of WA	Payroll Deduction	\$490.60
1973.207128-01	13/12/2017	207128Blake Shopland Carpentry	U119 Maintenance	\$484.00
1973.202404-01	13/12/2017	202404Nuturf Australia Pty Ltd	Stamina 90 20L	\$484.00
1976.204775-01	20/12/2017	204775Wanneroo Slashing Contractors	Slashing / Mulching - CPV	\$484.00
1971.206079-01	08/12/2017	206079Sonic HealthPlus Pty Ltd	Medical/Drug Tests	\$462.00
1975.201393-01	19/12/2017	201393Ambit Industries	Replacement Gate Leaf	\$462.00
1975.202249-01	19/12/2017	202249Local Government Professionals Aust	Lighthouse 2017 - Refunds	\$452.68
1976.207685-01	20/12/2017	207685KL Media Pty Ltd T/as All Access	Library Books	\$452.56
1973.208294-01	13/12/2017	208294Perth Aquatic, Seed & Ecological	Lake Site Consultation & Report	\$450.00
1975.206076-01	19/12/2017	206076Koori Kids	Annula Cont to NAIDOC School Initiatives	\$450.00
1975.207874-01	19/12/2017	207874Governance Institute of Australia	Renewal Certificated member	\$445.00
1975.203688-01	19/12/2017	203688Glenn Swift Entertainment	Santa appearance 6/12/17	\$440.00
1973.200254-01	13/12/2017	200254APRA Ltd	Recorded music licence fees 1/12/17-28/2	\$429.19
1969.202999-01	07/12/2017	202999Local Govt Racecourses & Cemeteries	Payroll Deduction	\$410.00
1971.201823-01	08/12/2017	201823Boral Construction Materials Group	Emulsion CRS Bulk	\$408.87
1975.208261-01	19/12/2017	208261Westside Fire Services	Fire Equipment Inspection	\$402.05
1973.205859-01	13/12/2017	205859James Campbell	Photograph	\$396.00
1968.25522-01	05/12/2017	25522Mercury Messengers Pty Ltd	Courier Service Nov17	\$394.60
1975.202829-01	19/12/2017	202829Mr J G Jones	Team Christmas Function 2017	\$390.00
1977.202999-01	21/12/2017	202999Local Govt Racecourses & Cemeteries	Payroll Deduction	\$389.50
1971.72966-01	08/12/2017	72966Benara Nurseries	Various Plants	\$375.10
1971.202642-01	08/12/2017	202642Royal Life Saving Society of WA	Home Pool Inspections	\$374.00
1971.202511-01	08/12/2017	202511Pirtek Welshpool	Parts & Labour	\$367.80
1973.72966-01	13/12/2017	72966Benara Nurseries	Plants	\$366.37
1973.84059-01	13/12/2017	84059Synergy	U154 - 28/9/17 - 23/11/17	\$363.95
1976.204061-01	20/12/2017	204061Discus Digital Print	Signage	\$360.80
1976.200510-01	20/12/2017	200510Totally Workwear - Victoria Park	Uniforms	\$360.70



**Payment Listing**  
Payments between  
1/12/2017 to 31/12/2017



Print Date and time: 9/01/2018 2:05:21PM

Creditors					
Reference No.	Date	Creditor	Payee	Description	Amount
1975.207128-01	19/12/2017	207128	Blake Shopland Carpentry	Maintenance - CPV	\$352.00
1976.206658-01	20/12/2017	206658	Fish Doctor	Aquarium Service	\$352.00
1971.201391-01	08/12/2017	201391	Refresh Pure Water	Refresh 15L	\$350.00
1973.201800-01	13/12/2017	201800	Eighty Nine Enterprises	Domestic Repair Call Out Fee	\$349.99
1973.73342-01	13/12/2017	73342	Landgate	GRV Int Metro shared/Fesa 18/11/17-1/12/	\$345.93
1971.206719-01	08/12/2017	206719	Atom Supply	Gloves	\$345.63
1976.200473-01	20/12/2017	200473	Millpoint Caffe Bookshop	Junior Book Stock	\$341.47
1968.207401-01	05/12/2017	207401	Grand Theatre Company Pty Ltd	Cinema Hire (Balance for Nov 17)	\$330.00
1968.74187-01	05/12/2017	74187	Fuji Xerox	Performer A4 80G Pk500	\$329.18
1973.207995-01	13/12/2017	207995	StrataGreen	GeoTak Ground Staples	\$327.27
1975.202452-01	19/12/2017	202452	Lock Stock & Farrell Locksmith	Service Call - Master Key Lock	\$316.80
1971.205534-01	08/12/2017	205534	Tonjay Enterprises Pty Ltd TA Super	Laundry	\$304.56
1975.207465-01	19/12/2017	207465	Box Corporate	Fruit Order 2/10-30/10/17	\$300.30
1971.208291-01	08/12/2017	208291	Marr Mooditj Training Aboriginal	Room Hire and deposit 27/11/17	\$300.00
1974.206510-01	15/12/2017	206510	The Esther Catering Company	Carers Lunch & Meeting	\$297.00
1975.207574-01	19/12/2017	207574	Vetwest Animal Hospitals Pty Ltd	Euthanasia /Cremation Services	\$291.50
1979.84059-01	22/12/2017	84059	Synergy	Lot 4001 Dacelo Vsta Waterford	\$290.00
1971.207557-01	08/12/2017	207557	TenderLink.Com	Advertising	\$287.10
1973.200735-01	13/12/2017	200735	Lawrence And Hanson	Lamp Floor	\$286.11
1968.205292-01	05/12/2017	205292	Car Care WA - WELSHPOOL	Detail & Remove Bore Stains 1EWL937	\$280.00
1975.203437-01	19/12/2017	203437	Bank of Ideas	Registration Fee	\$275.00
1968.201859-01	05/12/2017	201859	Preston Street IGA	Consumables	\$264.91
1975.203306-01	19/12/2017	203306	AGS Metalwork	Door Repair	\$264.00
1976.207951-01	20/12/2017	207951	Delish Ice	Staff Christmas Lunch	\$260.00
1971.205473-01	08/12/2017	205473	JB Hi-Fi	Drone Battery	\$259.00
1975.205134-01	19/12/2017	205134	Vaucluse Newsagency	Various Magazines	\$252.38
1971.207574-01	08/12/2017	207574	Vetwest Animal Hospitals Pty Ltd	Cremation Xylazine Injection	\$251.85
1976.206841-01	20/12/2017	206841	Book Talk	Book Hire	\$250.00
1975.204291-01	19/12/2017	204291	Iron Mountain Aust Group Pty Ltd	Storage 1/7/17-31/8/17	\$242.06
1973.207570-01	13/12/2017	207570	Fremantle Leak Detection	U85 Plumbing Maint	\$242.00
1971.207465-01	08/12/2017	207465	Box Corporate	Weekly Fruit - 6/11/17 - 27/11/17	\$240.24
1975.204648-01	19/12/2017	204648	Sign On Group Pty Ltd	Library Signs	\$240.18
1975.208303-01	19/12/2017	208303	Ms P Phillips	Reimbursement-staff christmas lunch	\$240.00
1976.206079-01	20/12/2017	206079	Sonic HealthPlus Pty Ltd	Medical Drug Assessment	\$231.00
1968.203756-01	05/12/2017	203756	Bale Data Services	POS Thermal Rolls	\$228.10
1973.201827-01	13/12/2017	201827	Contek Communications	Supply and Install Steel cover	\$220.00
1973.83856-01	13/12/2017	83856	South Perth Bowling Club	Hire Conference Room	\$220.00
1976.208246-01	20/12/2017	208246	Majestic Plumbing Pty Ltd	Basement Sewer Pump Repair	\$220.00
1968.204204-01	05/12/2017	204204	Burswood Trophies	2017 Volunteer of the Year Trophies	\$219.15
1975.205955-01	19/12/2017	205955	Beacon Equipment - Canning Vale	Parts Screw/choke Lever	\$210.35
1968.204648-01	05/12/2017	204648	Sign On Group Pty Ltd	Update Honour Board	\$198.00
1973.205974-01	13/12/2017	205974	Perth Skylite Co	U 126 Refurbishment	\$192.50
1969.73636-01	07/12/2017	73636	Hospital Benefit Fund	Payroll Deduction	\$190.75
1977.73636-01	21/12/2017	73636	Hospital Benefit Fund	Payroll Deduction	\$190.75
1975.202872-01	19/12/2017	202872	Cabcharge Australia Limited	Cabcharge	\$183.04
1968.208284-01	05/12/2017	208284	ismails Halaal Butcher	BBQ Sausages 20KG	\$179.80
1971.208284-01	08/12/2017	208284	ismails Halaal Butcher	20 Kg BBQ Sausages	\$179.80
1973.207327-01	13/12/2017	207327	Sunshade System	U72 Maintenance to Blinds	\$175.00
1969.76670-01	07/12/2017	76670	Deputy Child Support Registrar	Payroll Deduction	\$172.75
1977.76670-01	21/12/2017	76670	Deputy Child Support Registrar	Payroll Deduction	\$172.75
1975.21416-01	19/12/2017	21416	Parker Black & Forrest Pty Ltd	Privacy Set	\$168.63
1975.208132-01	19/12/2017	208132	Spirit Gymsports	Kids Grant - Skyla Susanta	\$165.00
1976.205853-01	20/12/2017	205853	Public Libraries WA Inc	PLWA Membership	\$165.00
1968.207658-01	05/12/2017	207658	Hire A Busker	Seventh Heaven Duo 1/12/17	\$160.00
1976.207574-01	20/12/2017	207574	Vetwest Animal Hospitals Pty Ltd	Various Medications & Cremation	\$159.67
1976.204291-01	20/12/2017	204291	Iron Mountain Aust Group Pty Ltd	Storage	\$159.04
1975.203830-01	19/12/2017	203830	Hart Sport	Sporting Equipment	\$159.00
1975.204219-01	19/12/2017	204219	Royal Wolf Trading Australia Pty Lt	Storage Containers	\$157.48
1976.206782-01	20/12/2017	206782	WINC Australia Pty Ltd	Various Stationery Items	\$152.23
1973.205241-01	13/12/2017	205241	Mrs N Paisley	Staff Reimb Expenses	\$151.79
1975.205180-01	19/12/2017	205180	Perth Security Services	Alarm Response - GBLC	\$148.45
1969.73970-01	07/12/2017	73970	Australian Services Union	Payroll Deduction	\$137.25
1977.73970-01	21/12/2017	73970	Australian Services Union	Payroll Deduction	\$137.25
1976.85222-01	20/12/2017	85222	Westbooks	Library Books	\$132.47
1971.206734-01	08/12/2017	206734	WA Mechanical Services	Call Out Service	\$126.50
1973.200730-01	13/12/2017	200730	Century Air Conditioning	U160 - Call Out Fee	\$110.00
1976.201391-01	20/12/2017	201391	Refresh Pure Water	Refresh 15L	\$110.00
1973.207026-01	13/12/2017	207026	Peninsular Como Newsround	West Aust.	\$105.60
1971.200510-01	08/12/2017	200510	Totally Workwear - Victoria Park	Uniforms	\$105.51
1971.73342-01	08/12/2017	73342	Landgate	Online Transaction Summary - Nov 17	\$101.20
1973.204458-01	13/12/2017	204458	Central Fire Services Pty Ltd	Monthly maint.& testing	\$100.04



**Payment Listing**  
Payments between  
1/12/2017 to 31/12/2017



Print Date and time: 9/01/2018 2:05:21PM

Creditors					
Reference No.	Date	Creditor	Payee	Description	Amount
1971.208258-01	08/12/2017	208258	Proskill Australia Pty Ltd	Mascot Trousers	\$99.90
1968.202452-01	05/12/2017	202452	Lock Stock & Farrell Locksmith	Lane Key, EFCO Key, Keyline Beltring	\$92.70
1976.202452-01	20/12/2017	202452	Lock Stock & Farrell Locksmith	Various Keys	\$92.70
1968.84680-01	05/12/2017	84680	Officeworks	CSO-Pk24 Comsol 2M CAT 6 Blue	\$90.00
1973.205155-01	13/12/2017	205155	Ultraclean Carpet Cleaning	Unit 72 McNabb Loop	\$88.00
1976.207846-01	20/12/2017	207846	Corsign WA Pty Ltd	Signage	\$86.90
1976.208163-01	20/12/2017	208163	Mr C L Cameron	Mobile Phone reimbursement 20/12/17	\$86.00
1971.207180-01	08/12/2017	207180	Wicked Willow Florist	Flower Arrangement	\$80.00
1976.205534-01	20/12/2017	205534	Tonjay Enterprises Pty Ltd TA Super	Laundry Services	\$79.99
1975.22027-01	19/12/2017	22027	Raeco	Duraseal Gloss	\$79.57
1968.205180-01	05/12/2017	205180	Perth Security Services	Mobile Patrol - Boat Ramp Car Park	\$77.00
1971.207420-01	08/12/2017	207420	Bridgestone Australia Ltd	Puncture Repair	\$71.50
1973.201391-01	13/12/2017	201391	Refresh Pure Water	Water Replenishment	\$70.00
1971.201859-01	08/12/2017	201859	Preston Street IGA	BBQ Items	\$67.40
1968.83878-01	05/12/2017	83878	BOC Gases	Container Service - 29/10/17 - 27/11/17	\$64.30
1976.205955-01	20/12/2017	205955	Beacon Equipment - Canning Vale	Autocubump feed head	\$60.00
1973.203155-01	13/12/2017	203155	Bolinda Publishing Pty Ltd	Books	\$57.42
1968.207367-01	05/12/2017	207367	Magpies Magazine	Re-Subscrip. Magpies Magazine	\$51.00
1976.201815-01	20/12/2017	201815	Quick Corporate Aust Pty Ltd	General Stationery	\$46.60
1973.202938-01	13/12/2017	202938	Mrs S D Doherty	Reimbursements 22/11/17-2/12/17	\$46.20
1975.201391-01	19/12/2017	201391	Refresh Pure Water	Water	\$40.00
1968.201983-01	05/12/2017	201983	Muchea Tree Farm	Eucalyptus Leucoxyon Macrocarpa	\$27.60
1975.201859-01	19/12/2017	201859	Preston Street IGA	Catering for Storytime Christmas party	\$24.09
1976.204648-01	20/12/2017	204648	Sign On Group Pty Ltd	GST component missed out in original inv	\$24.02
1971.203622-01	08/12/2017	203622	Harvey Fresh	Milk 2L	\$23.40
1975.203622-01	19/12/2017	203622	Harvey Fresh	Milk	\$23.40
1968.204291-01	05/12/2017	204291	Iron Mountain Aust Group Pty Ltd	Storage;GST part not paid on initial inv	\$15.66
1973.201859-01	13/12/2017	201859	Preston Street IGA	Bread for Children's Xmas Party	\$14.45
1976.204837-01	20/12/2017	204837	Mrs F C Nababan	Parking Fees	\$14.40
1968.205884-01	05/12/2017	205884	Ampac Debt Recovery WA Pty Ltd	Debt Recovery cost Nov17	\$10.78
1975.206376-01	19/12/2017	206376	Ms M Sullivan	Reimbursement-Storytime christmas party	\$7.69
1975.83878-01	19/12/2017	83878	BOC Gases	Dry Ice Pellet	\$4.82
1976.83878-01	20/12/2017	83878	BOC Gases	Dry Ice Pellets Bulk	\$4.82
<b>Total:</b>	<b>EFT</b>				<b>459 \$6,170,729.77</b>
0106714	21/12/2017	204989	Telstra	Service Charges 7/12/17 - 6/1/18	\$6,065.19
0106665	11/12/2017	200691	Water Corporation	Usage;Lot 5 Renwick St 4/10/17-28/11/17	\$4,891.71
0106696	19/12/2017	84133	Alinta	Usage; 9 Bradshaw Cres 5/10/17-6/11/17	\$4,680.10
0106713	21/12/2017	204988	Telstra	Usage Charges -1/11/17 - 30/11/17	\$3,990.06
0106697	19/12/2017	200691	Water Corporation	Usage;Toilets Douglas Ave 3/10/17-29/11/17	\$3,521.80
0106668	13/12/2017	200691	Water Corporation	Playgd 18A Brandon Street	\$2,131.85
0106711	21/12/2017	201849	Town of Bassendean	Impound fee / Sustenance	\$1,450.00
0106660	08/12/2017	208257	Crusader Removals Pty Ltd	Rangers Move to New Office	\$924.00
0106666	13/12/2017	73091	Administration Petty Cash	Petty cash reimbursement 28/11/17-8/12/17	\$758.10
0106653	05/12/2017	84133	Alinta	Coode St - 28/8/17 - 23/11/17	\$661.05
0106654	05/12/2017	200691	Water Corporation	23 Welwyn Ave - 28/9/17 - 23/11/17	\$542.61
0106710	21/12/2017	200691	Water Corporation	Repair Service: 54 Canavan CR Manning	\$541.20
0106669	13/12/2017	205335	Mr P McQue	Reimbursement of membership LGPA	\$521.00
0106670	13/12/2017	206625	Danielle Cattalini	Reimbursement; Staff Christmas lunch	\$324.00
0106698	19/12/2017	200783	Manning Senior Citizens Centre	Food Preparation	\$300.00
0106715	21/12/2017	205352	Telstra	Video Conferencing Line Rental	\$280.50
0106712	21/12/2017	204315	Ms N C Cecchi	Gina Fraser Retirement gift	\$125.30
0106659	08/12/2017	204348	Repcos Auto Parts	Adaptor - Trailer 7 Flat	\$85.80
0106667	13/12/2017	200378	Dept Of Transport	Com Renewal Jetty Fee - Sir Mitchell Pk	\$80.20
0106709	21/12/2017	21181	South Perth Primary School	Graduation Book Award Donation	\$50.00
0106655	07/12/2017	202589	WA Local Govt Superannuation Plan	Payroll Deduction	\$40.00
0106716	21/12/2017	202589	WA Local Govt Superannuation Plan	Payroll Deduction	\$40.00
0106699	19/12/2017	207664	Ms A Santa Maria	Cards for Staff	\$19.00
<b>Total:</b>	<b>Cheque</b>				<b>23 \$32,023.47</b>
<b>Total:</b>	<b>Creditors</b>				<b>482 \$6,202,753.24</b>

Payment Listing  
Payments between  
1/12/2017 to 31/12/2017



Print Date and time: 9/01/2018 2:05:21PM

Non-Creditors				
Reference No.	Date	Payee	Description	Amount
00106692	19/12/2017	The Estate of Joan D Davenport	Refundable amount ofr U 27/2 Bruce St	\$81,891.29
00106672	19/12/2017	Telstra	Usage Charge 1/11/17-30/11/17 Landline Usage \$ Equ	\$3,990.06
00106686	19/12/2017	Intelife Group Ltd	Refund of Park Restoration Bond Zone 10	\$2,450.00
00106671	13/12/2017	Realmark South	Refund overpmnt of rates -47 Douglas Ave	\$2,439.08
00019175	20/12/2017	The Roof & Wall Doctor Pty Ltd	Refund RdReserveAccessBd 4A Elizabeth	\$2,200.00
00019177	20/12/2017	Plunkett Homes (1903) Pty Ltd	Refund RdReserveAccessBd 12B Cornish Cre	\$2,200.00
00019178	20/12/2017	Next Residential Pty Ltd	Refund RdReserveAccessBd 10 Jarman	\$2,200.00
00019179	20/12/2017	kinBuild Pty Ltd	Refund RdReserveAccessBd 65 Eric St	\$2,200.00
00019180	20/12/2017	Next Residential Pty Ltd	Refund RdReserveAccessBd 104 Welwyn	\$2,200.00
00019181	20/12/2017	Mr N Sims	Refund RdReserveAccessBd 10 Thelma	\$2,200.00
00019182	20/12/2017	Ventura Home Group Pty Ltd	Refund RdReserveAccessBd 28 Dyson St	\$2,200.00
00106684	19/12/2017	AAAC Towing Pty Ltd	Refund of park Restoration SJMP Zone 5	\$2,120.00
00106685	19/12/2017	Gemmill Homes Pty Ltd	Refund of Park Restoration Bond SJMP Zone 6	\$2,120.00
00106679	19/12/2017	Angsana Gomes	Refund HALL/ Swipe card South Perth Com	\$1,750.00
00106687	19/12/2017	Rotary of Elizabeth Quay	Refund of hall/Swipe card Bond - South Perth Comm	\$1,750.00
00106708	21/12/2017	Harshi K Weerasekera	Refund and Key Bond Hirehall Moresby Street	\$1,750.00
00106690	19/12/2017	Suez Recovery and Recycling	Refund of park Restoration Bond SJMP Zone 14	\$1,620.00
00106702	21/12/2017	Lions Club of South Perth (Inc)	Refund park Restoration and Bin Fee	\$1,215.00
00106689	19/12/2017	Harcourts WA	Refund of Park Restoration Bond	\$1,080.00
00019169	20/12/2017	Banjima Native Title Aboriginal Cor	Refund Reserve Bond Deposit	\$1,080.00
00106674	19/12/2017	Rahma Farah	Refund Bond: hall?Swipe card for Manning hall Hire	\$1,050.00
00106675	19/12/2017	Kamala Wimalatissa	Refund Bond hall Hire/Swipe Manning Hall	\$1,050.00
00106680	19/12/2017	Ravi Subramaniam	Refund hall/ swipe Card Bond - South Perth Com	\$1,050.00
00106704	21/12/2017	Icanmed	Refund of Hall and Swipe card	\$1,050.00
00106649	05/12/2017	Mr and Mrs Cutt	Ref overpayment of Rates-1/238 Labouchere Road	\$927.79
00106688	19/12/2017	Kamal Silwal	Refund of Hall/swipe card Bond Manning Hall	\$864.00
00106661	08/12/2017	Mr M Van Leeuwen	Refund of reduction in rates 3/148 Mill Pt Road	\$852.32
00106673	19/12/2017	Aglow International Asustralia	Refund Bond; Hll & Swipe Card Bond	\$550.00
00106707	21/12/2017	Caterina O'Loughlin	Refund Hall and Key Bond Hire	\$550.00
00106652	05/12/2017	Kylie Hunt	Ref Park Restoration Bond -19/11/2017	\$540.00
00106681	19/12/2017	Pressure Dynamics	Refund of Park Restoration Bond - SJMP Zone 10	\$540.00
00106682	19/12/2017	Kelmscott Physiotherapy	Refund of park Restoration Bond - SJMP Zopne 12	\$540.00
00106691	19/12/2017	Perth Celtic Supporters Club	Refund of Park Restoration Bond SJMP Zone 10	\$540.00
00106693	19/12/2017	EO Perth Chapter	RefundParkRestoration BondSJMP Zone 6 10/12/17	\$540.00
00106695	19/12/2017	Unios Australia Pty Ltd	Refund Park Restoration bond SJMP Zone 7	\$540.00
00019160	20/12/2017	Longtail	Refund Reserve Access Fee	\$540.00
00019166	20/12/2017	Arcadia Group	Refund Reserve Access Bond	\$540.00
00019171	20/12/2017	Marketforce Pty Ltd	Refund Reserve Bond Deposit	\$540.00
00106703	21/12/2017	Angela Plaistowe	Refund of Park Restoration	\$540.00
00106705	21/12/2017	Ashdown-Ingram Kewdale	Refund of park Restoration Bond	\$540.00
00019150	11/12/2017	Ms P Basell	Refund RdReserveAccessBd - 29 Swanview	\$500.00
00019151	11/12/2017	Mr Peter Clark	Refund RdReserveAccess Bd - 32 Howard	\$500.00
00019152	11/12/2017	Mr S Lassam	RefundRdReserveAccessBd 3-5 Brookside Av	\$500.00
00019155	20/12/2017	Perth Lighthouse Inc	Refund Hall Bond Deposit	\$500.00
00019157	20/12/2017	Young at Heart Community Club	Refund Hall Bond Deposit	\$500.00
00019174	20/12/2017	Mr & Mrs P Jones	Refund RdReserveAccessBd - 53 Bessell Av	\$500.00
00019176	20/12/2017	City of South Perth	Refund RdReserveAccessBd 73 Park St	\$500.00
00019183	20/12/2017	BD & JM King	Refund RdReserveAccessBd 5 Finchaven St	\$500.00
00019184	20/12/2017	Barrier Reef Pools Perth Pty Ltd	Refund RdReserveAccessBd - 9 Alexandra S	\$500.00
00019185	20/12/2017	Ms H L Uppill	Refund RdReserveAccessBd 210 Coode St	\$500.00
00019186	20/12/2017	Artique Building Pty Ltd	Refund RdReserveAccessBd 29 River Way	\$500.00
00106650	05/12/2017	MJ & PJ Oliver	Ref O/paymentof Rates-7 Crowley Vista Salter Perth	\$455.40
00106648	05/12/2017	Mr R R Dare	Ref O/payment Rates- 41/54 Mill Point Rd Sth Perth	\$436.77
00106701	21/12/2017	Mr Jason Osnain 38A Hope Avenue	38A Hope Ave. Crossing Subsidy	\$396.22
00106720	29/12/2017	Andre Brandis	Reimbursement of Expenses	\$365.20
00019153	20/12/2017	Z Phiri	Refund Bal of Manning Hall Bond	\$349.30
00019161	20/12/2017	The Penguin Empire	Refund Reserve Bond Deposit	\$290.00
00019172	20/12/2017	The Local Loan Company	Refund Reserve Bond Deposit	\$290.00
00106647	05/12/2017	Mr JW Bronwasser	Ref Removal of Rubbish Bin-1/86 Edgecumbe St Como	\$280.00
00106683	19/12/2017	Banjiman Native Title Aboriginal Cor	Refund Site Permit Fee, Bin/ Vehicle Access Fee	\$268.75
00019159	20/12/2017	Longtail	Refund Reserve Bond Deposit	\$250.00
00019162	20/12/2017	The Penguin Empire	Refund Reserve Bond Deposit	\$250.00
00019163	20/12/2017	Early Years Education Pty Ltd	Reserve Bond Deposit	\$250.00
00019164	20/12/2017	Mr S Jenkin	Refund Reserve Bond Deposit	\$250.00
00019165	20/12/2017	Arcadia Group	Refund Reserve Bond Deposit	\$250.00
00019167	20/12/2017	Linda Peters	Refund Reserve Bond Deposit	\$250.00
00019168	20/12/2017	D Thorpe	Refund Reserve Bond Deposit	\$250.00
00019170	20/12/2017	Ignia	Refund Reserve Bond Deposit	\$250.00
00019173	20/12/2017	The Local Loan Company	Refund Reserve Bond Deposit	\$250.00
00106678	19/12/2017	Manning Senior Citizens	Refund Hall Hire Manning	\$52.00
00019154	20/12/2017	Z Phiri	Refund Swipe Bond - Manning Hall	\$50.00

**Payment Listing**  
 Payments between  
 1/12/2017 to 31/12/2017



Print Date and time: 9/01/2018 2:05:21PM

---

**Non-Creditors**

<i>Reference No.</i>	<i>Date</i>	<i>Payee</i>	<i>Description</i>	<i>Amount</i>
J0019156	20/12/2017	Perth Lighthouse Inc	Refund Swipe Card Bond	\$50.00
J0019158	20/12/2017	Young at Heart Community Club	Refund Swipe Card Bond	\$50.00
J0106676	19/12/2017	Jillian Keown	Refund of Bin Fee- SJMP Zone 9	\$33.75
J0106677	19/12/2017	Camille A Domingo	Refund Bin Fee - SJMP Zone 12	\$33.75
J0106646	05/12/2017	Dimuthu Samaraweera	Key Deposit - Old Mill 4/11/17	\$30.00
J0106694	19/12/2017	Mr Fisker	Return of Item Blackout	\$14.15
J0106706	21/12/2017	Daniela Fazari	Ticket Machine Refund	\$4.50
<b>Total:</b>	<b>Cheque</b>			<b>78 \$145,739.33</b>

---

**Total: Non-Creditors 78 \$145,739.33**

---

**Grand Total: 560 \$6,348,492.57**

**CITY OF SOUTH PERTH**  
**INTERIM STATEMENT OF FINANCIAL POSITION AS AT 31 DECEMBER 2017**

	2018 YTD \$	2017 YTD \$	30 June 2017 \$
<b>CURRENT ASSETS</b>			
Cash	1,962,376	1,014,191	2,847,782
Investments	70,579,270	81,727,038	59,912,898
Receivables	10,677,534	16,914,427	3,257,289
Inventories	57,339	79,985	109,052
Other Current Assets	392,767	1,391,097	896,337
<b>TOTAL CURRENT ASSETS</b>	<b><u>\$ 83,669,286</u></b>	<b><u>\$ 101,261,530</u></b>	<b><u>\$ 67,023,357</u></b>
<b>NON-CURRENT ASSETS</b>			
Receivables	1,510,734	1,751,650	1,525,949
Inventories - Assets Held for Sale	0	766,464	0
Investments	180,347	226,041	180,347
Property, Plant and Equipment	373,414,983	383,447,796	375,128,577
Infrastructure	327,950,629	310,413,492	331,774,523
Intangibles	914,516	869,630	978,272
<b>TOTAL NON-CURRENT ASSETS</b>	<b><u>\$ 703,971,210</u></b>	<b><u>\$ 697,475,073</u></b>	<b><u>\$ 709,587,669</u></b>
<b>TOTAL ASSETS</b>	<b><u>\$ 787,640,496</u></b>	<b><u>\$ 798,736,602</u></b>	<b><u>\$ 776,611,026</u></b>
<b>CURRENT LIABILITIES</b>			
Payables	2,279,362	3,298,583	6,396,868
Payables - ESL	2,719,681	3,656,448	-90,774
Interest Bearing Loans and Borrowings	758,445	993,181	1,482,788
CPV Leaseholder Liability - Current	29,401,843	29,940,576	30,670,634
Provisions	4,708,243	3,685,424	4,402,014
<b>TOTAL CURRENT LIABILITIES</b>	<b><u>\$ 39,867,573</u></b>	<b><u>\$ 41,574,212</u></b>	<b><u>\$ 42,861,530</u></b>
<b>NON-CURRENT LIABILITIES</b>			
Payables	1,354,398	985,666	1,127,094
Interest Bearing Loans and Borrowings	10,206,248	11,689,036	10,206,248
Provisions	329,962	406,185	332,490
<b>TOTAL NON-CURRENT LIABILITIES</b>	<b><u>\$ 11,890,609</u></b>	<b><u>\$ 13,080,887</u></b>	<b><u>\$ 11,665,832</u></b>
<b>TOTAL LIABILITIES</b>	<b><u>\$ 51,758,182</u></b>	<b><u>\$ 54,655,099</u></b>	<b><u>\$ 54,527,362</u></b>
<b>NET ASSETS</b>	<b><u>\$ 735,882,314</u></b>	<b><u>\$ 744,081,503</u></b>	<b><u>\$ 722,083,664</u></b>
<b>EQUITY</b>			
Retained Surplus	140,909,338	147,761,125	126,670,436
Reserves	594,972,975	596,320,378	595,413,228
<b>TOTAL EQUITY</b>	<b><u>\$ 735,882,313</u></b>	<b><u>\$ 744,081,503</u></b>	<b><u>\$ 722,083,664</u></b>

**CITY OF SOUTH PERTH  
INTERIM STATEMENT OF CHANGE IN EQUITY  
As at 31 December 2017**

	2018 YTD \$	2017 YTD \$	30 June 2017 \$
<b>RESERVES</b>			
<b>Cash Backed</b>			
Balance at beginning of reporting period	49,400,376	51,759,380	51,759,380
Aggregate transfers to Retained Earnings	(70,584)	(741,487)	(7,922,579)
Aggregate transfers from Retained Earnings		1,515,037	5,563,575
Balance at end of reporting period	<u>\$ 49,329,792</u>	<u>\$ 52,532,930</u>	<u>\$ 49,400,376</u>
<b>Non - Cash Backed</b>			
Asset Revaluation Reserve	546,012,853	543,787,448	546,012,853
Balance at end of reporting period	<u>\$ 546,012,853</u>	<u>\$ 543,787,448</u>	<u>\$ 546,012,853</u>
<b>TOTAL RESERVES</b>	<u>\$ 595,342,645</u>	<u>\$ 596,320,378</u>	<u>\$ 595,413,229</u>
<b>RETAINED EARNINGS</b>			
Balance at beginning of reporting period	126,670,435	122,884,177	122,884,177
Initial adjustments to comply with accounting standards			
Change in Net Assets from Operations	13,798,649	25,650,497	1,427,254
Aggregate transfers to Reserves		(1,515,036)	(5,563,575)
Aggregate transfers from Reserves	70,584	741,487	7,922,579
Balance at end of reporting period	<u>\$ 140,539,668</u>	<u>\$ 147,761,125</u>	<u>\$ 126,670,435</u>
<b>TOTAL EQUITY</b>	<u>\$ 735,882,313</u>	<u>\$ 744,081,503</u>	<u>\$ 722,083,664</u>



CITY OF SOUTH PERTH  
STATEMENT OF FINANCIAL ACTIVITY

Attachment 10.6.1.(c)

FOR THE PERIOD 1 JULY 2017 TO 31 DECEMBER 2017

Original Budget 2017/18	Revised Budget 2017/18	OPERATING ACTIVITIES	YTD ORIGINAL BUDGET @ 31 DEC 2017	YTD ACTUAL @ 31 DEC 2017	\$ VARIANCE	VAR NOTE	% VAR / ORIGINAL BUDGET YTD
		<b>Income</b>					
36,077,237	36,077,237	Rates	35,987,237	35,992,056	4,819	F	0%
3,047,331	3,047,331	General Purpose Funding	1,755,450	1,906,056	150,606	F	9%
50,000	50,000	Governance	25,000	65,112	40,112	F	160%
233,280	233,280	Law, Order, Public Safety	126,240	117,186	(9,054)	U	-7%
124,500	124,500	Health	103,800	145,144	41,344	F	40%
2,310,945	2,310,945	Housing	1,164,860	1,023,554	(141,306)	U	-12%
6,983,703	6,983,703	Community Amenities	6,561,404	6,714,817	153,413	F	2%
4,339,950	4,339,950	Recreation and Culture	2,076,874	1,606,935	(469,939)	U	-23%
2,538,630	2,538,630	Transport	1,406,480	1,414,815	8,335	F	1%
642,500	642,500	Economic Services	341,130	237,785	(103,345)	U	-30%
105,000	105,000	Other Property and Services	27,000	27,238	238	F	1%
<b>56,453,076</b>	<b>56,453,076</b>	<b>Subtotal Income</b>	<b>49,575,475</b>	<b>49,250,698</b>	<b>(324,777)</b>	<b>U</b>	
		<b>Expenditure</b>					
820,525	820,525	General Purpose Funding	471,484	295,494	(175,990)	F	37%
6,173,126	6,481,051	Governance	3,488,249	3,724,109	(235,860)	U	-7%
1,020,631	1,020,631	Law, Order, Public Safety	538,532	577,254	-38,722	U	-7%
77,350	77,350	Education	39,046	43,067	(4,021)	U	-10%
651,192	651,192	Health	332,784	313,685	19,099	F	6%
541,669	541,669	Welfare Services	272,898	242,256	30,642	F	11%
2,060,739	2,060,739	Housing	1,032,567	1,228,402	(195,835)	U	-19%
11,268,379	11,341,226	Community Amenities	5,699,792	4,952,705	747,087	F	13%
19,470,221	19,552,036	Recreation and Culture	9,717,469	9,082,948	634,521	F	7%
16,985,571	17,198,876	Transport	8,761,558	8,090,178	671,380	F	8%
944,097	944,097	Economic Services	473,426	479,652	-6,226	U	-1%
169,953	283,277	Other Property and Services	205,017	297,262	-92,245	U	-45%
<b>60,183,453</b>	<b>60,972,669</b>	<b>Subtotal Expenditure</b>	<b>31,032,822</b>	<b>29,327,013</b>	<b>1,705,809</b>	<b>F</b>	
<b>(3,730,377)</b>	<b>(4,519,593)</b>	<b>Net Operating Surplus/ (Deficit)</b>	<b>18,542,653</b>	<b>19,923,685</b>	<b>1,381,032</b>	<b>F</b>	
		<b>ADD NON CASH ITEMS</b>					
11,116,000	11,116,000	Depreciation of Assets	5,558,226	5,610,114	(51,888)	F	
75,000	75,000	Amortisation Expense	37,500	63,756	26,256	F	
<b>11,191,000</b>	<b>11,191,000</b>	<b>Subtotal Non Cash Items</b>	<b>5,595,726</b>	<b>5,673,870</b>	<b>(78,144)</b>	<b>F</b>	
<b>7,460,623</b>	<b>6,671,407</b>	<b>Net Operating Surplus/ (Deficit)</b>	<b>24,138,379</b>	<b>25,597,554</b>	<b>1,459,175</b>	<b>F</b>	
		<b>LESS CAPITAL INCOME &amp; EXPENDITURE</b>					
866,979	866,979	Grants for Acquisition of Assets	261,255	726,623	465,368	F	
(185,698)	(185,698)	Realised (Gain) / Loss on Sale of Assets	(93,315)	8,303	(101,618)	U	
(9,847,000)	(9,947,000)	Acquisition of Buildings	(4,104,000)	(3,763,898)	340,102	F	
(46,100)	(108,440)	Acquisition of Furniture	(71,600)	(20,076)	51,524	F	
(225,000)	(968,193)	Acquisition of Technology	(400,773)	(38,280)	362,493	F	
(306,920)	(321,920)	Acquisition of Plant & Equipment	(255,000)	(42,083)	212,917	F	
(1,497,900)	(1,497,900)	Acquisition of Mobile Plant	(1,514,924)	(333,769)	1,181,155	F	
(5,039,025)	(8,000,085)	Construction of Infrastructure Assets	(4,356,872)	(2,907,222)	1,449,650	F	
(4,670,809)	-	Work in Progress	-	-	-	-	
<b>(20,951,473)</b>	<b>(20,162,257)</b>	<b>Subtotal Capital Income and Expenditure</b>	<b>(10,535,229)</b>	<b>(6,370,401)</b>	<b>3,961,592</b>	<b>F</b>	
		<b>LESS OTHER NON OPERATING ITEMS</b>					
(1,482,788)	(1,482,788)	Loan Principal Repayments	(724,343)	(724,343)	-	-	
(5,301,432)	(5,301,432)	Transfers to Reserves	(1,700,393)	(1,700,393)	-	-	
<b>(6,784,220)</b>	<b>(6,784,220)</b>	<b>Subtotal Other Non Operating Items</b>	<b>(2,424,736)</b>	<b>(2,424,736)</b>	<b>-</b>	<b>-</b>	
		<b>OTHER FUNDING SOURCES</b>					
14,264,415	14,264,415	Transfers from Reserves	2,329,243	2,329,243	-	-	
298,050	298,050	Proceeds on Sale of Plant & Equipment	134,961	113,621	(21,340)	U	
291,796	291,796	Self Supporting Loans Recouped	143,769	143,769	-	-	
750,000	750,000	Movement in Non Current CPV Liability	375,000	1,268,791	893,791	F	
5,515,459	5,388,953	Opening Net Current Assets July 1 B/Fwd	5,388,953	5,388,953	-	-	
<b>21,119,720</b>	<b>20,993,214</b>	<b>Subtotal Other Funding Sources</b>	<b>8,371,926</b>	<b>9,244,377</b>	<b>872,451</b>	<b>F</b>	
<b>844,650</b>	<b>718,144</b>	<b>CLOSING NET CURRENT ASSETS YTD</b>	<b>19,550,340</b>	<b>26,046,794</b>	<b>6,293,218</b>	<b>F</b>	

CITY OF SOUTH PERTH  
2017/2018 - OPERATING REVENUE & EXPENDITURE - BUDGET VERSUS ACTUAL  
December-2017

Attachment 10.6.1 (d)

Key Responsibility Areas	Month Budget	Month Actual	YTD Budget	YTD Actual	Variance \$	Var F/U	Total Budget	Adopted Budget
<b>REVENUE</b>								
<b>Chief Executive's Office</b>								
City Administration	-	-	-	-	-	-	-	-
Human Resources Admin Revenue	-	-	-	-	-	-	-	-
Governance Admin	-	-	-	-	-	-	-	-
Ranger Services								
Animal Control	12,415	18,195	118,740	108,191	(10,549)	U	219,250	219,250
Fire Prevention	1,500	3,250	1,500	3,250	1,750.00	F	1,500	1,500
Parking Management	159,300	122,256	915,800	918,390	2,590	F	1,916,000	1,916,000
District Rangers	1,000	-	6,000	5,745	(255)	U	12,500	12,500
Sub Total Revenue - Ranger Services	174,215	143,690	1,042,040	1,035,576	(6,464)	U	2,149,250	2,149,250
<b>Total Revenue - Governance &amp; Administration</b>	<b>174,215</b>	<b>143,690</b>	<b>1,042,040</b>	<b>1,035,576</b>	<b>(6,464)</b>	<b>U</b>	<b>2,149,250</b>	<b>2,149,250</b>
<b>Total Revenue - Chief Executive's Office</b>	<b>174,215</b>	<b>143,690</b>	<b>1,042,040</b>	<b>1,035,576</b>	<b>(6,464)</b>	<b>U</b>	<b>2,149,250</b>	<b>2,149,250</b>
<b>Directorate - Corporate Services</b>								
Directorate Administration	-	-	-	-	-	-	-	-
Organisational Performance	-	-	-	-	-	-	-	-
Financial Services								
Treasury Management	5,000	7,601	500,000	755,634	255,634	F	1,000,000	1,000,000
Investment Activities	124,250	116,110	787,450	658,229	(129,221)	U	1,453,331	1,453,331
Rating Activities	28,750	55,990	36,480,237	36,549,361	69,124	F	36,721,237	36,721,237
Property Management	45,666	28,552	235,496	137,390	(98,106)	U	416,700	416,700
<b>Total Revenue - Financial Services</b>	<b>203,666</b>	<b>208,252</b>	<b>38,003,183</b>	<b>38,100,615</b>	<b>97,432</b>	<b>F</b>	<b>39,591,268</b>	<b>39,591,268</b>
Information Services								
Information Technology	-	-	-	-	-	-	-	-
Records Management	-	-	-	-	-	-	-	-
<b>Total Revenue - Information Services</b>	<b>-</b>	<b>-</b>	<b>-</b>	<b>-</b>	<b>-</b>	<b>-</b>	<b>-</b>	<b>-</b>
<b>Total Revenue - Corporate Services</b>	<b>203,666</b>	<b>208,252</b>	<b>38,003,183</b>	<b>38,100,615</b>	<b>97,432</b>	<b>F</b>	<b>39,591,268</b>	<b>39,591,268</b>
<b>Directorate - Development &amp; Community Services</b>								
Community, Culture & Recreation								
Administration	5,200	-	26,000	573	(25,427)	U	57,000	57,000
Senior Citizens	-	-	-	-	-	-	-	-
Cultural Development								
Major Events	-	-	-	-	-	-	307,500	307,500
Community Events	-	-	-	10,586	10,586	F	20,000	20,000
Summer Events Program	-	8,000	-	8,000	8,000.00	F	47,000	47,000
Facility Bookings & Recreation Revenue								
George Burnett Leisure Centre Revenue	8,500	2,315	124,500	80,896	(43,604)	U	222,000	222,000
Halls & Public Buildings	40,500	4,183	190,500	125,948	(64,552)	U	375,000	375,000
<b>Total Revenue - Community, Culture &amp; Recreation</b>	<b>54,200</b>	<b>14,498</b>	<b>341,000</b>	<b>226,003</b>	<b>(114,997)</b>	<b>U</b>	<b>1,028,500</b>	<b>1,028,500</b>
Collier Park Retirement Complex								
Collier Park Village	152,220	151,728	937,521	917,327	(20,194)	U	1,855,556	1,855,556
Collier Park Community Centre	450	455	2,700	2,727	27	F	5,750	5,750
<b>Total Revenue - Collier Park Village</b>	<b>152,670</b>	<b>152,183</b>	<b>940,221</b>	<b>920,054</b>	<b>(20,167)</b>	<b>U</b>	<b>1,861,306</b>	<b>1,861,306</b>
Library Services								
Administration	1,400	983	7,250	8,122	872	F	15,500	15,500
Civic Centre Library	1,200	816	6,800	6,378	(422)	U	12,500	12,500
Manning Library	250	407	1,500	3,172	1,672	F	3,250	3,250
Old Mill	200	-	1,300	1,353	53	F	2,500	2,500
<b>Total Revenue - Library Services</b>	<b>3,070</b>	<b>2,207</b>	<b>16,980</b>	<b>19,025</b>	<b>2,045</b>	<b>F</b>	<b>34,250</b>	<b>34,250</b>
Development Services								
Directorate Administration	-	-	-	-	-	-	-	-
Statutory Planning	33,000	33,825	200,000	330,140	130,140	F	446,700	446,700
Building Services	36,955	49,244	272,730	232,225	(40,505)	U	495,000	495,000
Environmental Health Services	2,300	341	105,000	161,507	56,507	F	145,000	145,000
<b>Total Revenue - Development Services</b>	<b>72,255</b>	<b>15,077</b>	<b>577,730</b>	<b>723,872</b>	<b>227,153</b>	<b>F</b>	<b>1,086,700</b>	<b>1,086,700</b>
<b>Total Revenue - Development &amp; Community Services</b>	<b>282,195</b>	<b>153,810</b>	<b>1,875,931</b>	<b>1,888,954</b>	<b>13,023</b>	<b>F</b>	<b>4,010,756</b>	<b>4,010,756</b>

CITY OF SOUTH PERTH  
2017/2018 - OPERATING REVENUE & EXPENDITURE - BUDGET VERSUS ACTUAL  
December-2017

Attachment 10.6.1 (d)

Key Responsibility Areas	Month Budget	Month Actual	YTD Budget	YTD Actual	Variance \$	Var F/U	Total Budget	Adopted Budget
<b>Directorate - Infrastructure Services</b>								
Infrastructure Support								
Administration Revenue	-	-	-	-	-	-	22,500	22,500
<b>Total Revenue - Infrastructure Support</b>	<b>-</b>	<b>-</b>	<b>-</b>	<b>-</b>	<b>-</b>	<b>-</b>	<b>22,500</b>	<b>22,500</b>
<b>City Environment</b>								
Contributions	27,666	32,952	164,998	135,319	(29,679)	U	332,000	332,000
Nursery Revenue	11,400	-	68,400	5,560	(62,840)	U	147,500	147,500
Asset Control Revenue	5,500	-	33,000	18,564	(14,436)	U	66,700	66,700
Environmental Services Revenue	418	240	18,700	1,620	(17,080)	U	56,199	56,199
<b>Total Revenue - City Environment</b>	<b>44,984</b>	<b>33,192</b>	<b>285,098</b>	<b>161,063</b>	<b>(124,035)</b>	<b>U</b>	<b>602,399</b>	<b>602,399</b>
<b>Engineering Infrastructure</b>								
Design Office Revenue	-	-	12,600	35,043	22,443	F	12,600	12,600
Traffic Management Revenue	6,668	27,321	58,000	69,965	11,965	F	98,000	98,000
Construction & Maintenance								
Road Grants	-	-	203,080	312,184	109,104	F	426,160	426,160
Contributions to Works	2,000	3,330	12,000	21,450	9,450	F	75,000	75,000
Reinstatement Revenue	500	-	3,100	8,327	5,227	F	6,500	6,500
Crossover Revenue	8,000	9,694	48,000	97,443	49,443	F	95,000	95,000
Asset Control Revenue	4,500	27,560	22,500	31,360	8,860	F	70,195	70,195
Other Revenue	2,500	-	15,000	5,788	(9,212)	U	30,000	30,000
<b>Sub Total - Construction &amp; Maint</b>	<b>17,500</b>	<b>40,584</b>	<b>303,680</b>	<b>476,552</b>	<b>172,872</b>	<b>F</b>	<b>702,855</b>	<b>702,855</b>
<b>Total Revenue - Engineering Infrastructure</b>	<b>24,168</b>	<b>67,904</b>	<b>374,280</b>	<b>581,559</b>	<b>207,279</b>	<b>F</b>	<b>813,455</b>	<b>813,455</b>
<b>Waste Management</b>								
Refuse Collection	25,168	25,538	4,994,930	4,989,651	(5,279)	U	5,145,930	5,145,930
Recycling	1,834	1,552	1,382,574	1,379,384	(3,190)	U	1,393,574	1,393,574
<b>Total Revenue - Waste Management</b>	<b>27,002</b>	<b>27,090</b>	<b>6,377,504</b>	<b>6,369,035</b>	<b>(8,469)</b>	<b>U</b>	<b>6,539,504</b>	<b>6,539,504</b>
<b>Collier Park Golf Course</b>								
Collier Park Golf Course - Revenue	247,318	209,619	1,338,400	1,105,773	(232,627)	U	2,571,994	2,571,994
<b>Total Revenue - Collier Park Golf Course</b>	<b>247,318</b>	<b>209,619</b>	<b>1,338,400</b>	<b>1,105,773</b>	<b>(232,627)</b>	<b>U</b>	<b>2,571,994</b>	<b>2,571,994</b>
<b>Total Revenue - Infrastructure Services</b>	<b>343,472</b>	<b>337,806</b>	<b>8,375,282</b>	<b>8,217,431</b>	<b>(157,851)</b>	<b>U</b>	<b>10,549,852</b>	<b>10,519,852</b>
<b>TOTAL REVENUE</b>	<b>1,003,548</b>	<b>843,559</b>	<b>49,296,436</b>	<b>49,242,575</b>	<b>(53,861)</b>	<b>U</b>	<b>56,301,126</b>	<b>56,301,126</b>
<b>EXPENDITURE</b>								
<b>Chief Executive's Office</b>								
City Administration								
Corporate Support	67,687	230,620	416,975	764,752	(347,777)	U	823,155	823,155
Building Operating Costs	-	317	2,598	9,820	12,418	F	716	716
Human Resources Administration	10,543	41,377	99,708	108,041	(8,333)	U	171,477	171,477
<b>Total Expense - City Administration</b>	<b>77,913</b>	<b>262,176</b>	<b>519,281</b>	<b>862,973</b>	<b>(343,692)</b>	<b>U</b>	<b>995,348</b>	<b>995,348</b>
Governance Admin	74,510	110,835	449,660	536,209	(86,549)	U	893,347	893,347
Governance - Elected Members	101,234	208,305	939,980	881,250	(58,730)	F	1,718,551	1,718,551
Marketing & Communications								
Community Promotions	61,513	72,771	406,078	325,289	(80,789)	F	771,188	771,188
Publications	13,291	5,475	79,746	42,970	(36,776)	F	157,500	157,500
Ranger Services								
Animal Control	32,792	57,208	199,748	250,397	(50,649)	U	396,734	396,734
Fire Prevention	1,570	53,482	94,420	105,521	(11,101)	U	103,850	103,850
Parking Management	94,227	130,365	574,858	595,974	(21,116)	U	1,145,730	1,145,730
District Rangers	34,034	46,573	201,304	185,431	(15,873)	F	416,046	416,046
Other Law & Order	1,000	-	1,000	-	1,000.00	-	5,000	5,000
<b>Total Expense - Ranger Services</b>	<b>163,623</b>	<b>287,627</b>	<b>1,071,330</b>	<b>1,137,323</b>	<b>(65,993)</b>	<b>U</b>	<b>2,067,360</b>	<b>2,067,360</b>
<b>Total Expense - Governance</b>	<b>414,171</b>	<b>685,013</b>	<b>2,946,794</b>	<b>2,923,041</b>	<b>23,753</b>	<b>F</b>	<b>5,607,946</b>	<b>5,607,946</b>
<b>Total Expense - Chief Executive's Office</b>	<b>492,084</b>	<b>947,189</b>	<b>3,466,075</b>	<b>3,786,014</b>	<b>(319,939)</b>	<b>U</b>	<b>6,603,294</b>	<b>6,603,294</b>

CITY OF SOUTH PERTH  
2017/2018 - OPERATING REVENUE & EXPENDITURE - BUDGET VERSUS ACTUAL  
December-2017

Attachment 10.6.1 (d)

Key Responsibility Areas	Month Budget	Month Actual	YTD Budget	YTD Actual	Variance \$	Var F/U	Total Budget	Adopted Budget
<b>Directorate - Corporate Services</b>								
Administration	25,690	33,674	155,716	126,975	28,741	F	309,866	309,866
Organisational Performance	1,826	486	12,556	9,493	3,063	F	23,569	23,569
<b>Financial Services</b>								
Treasury Management	1,008	110,164	118,248	226,807	(108,559)	U	117,204	117,204
Rating Activities	33,998	12,833	239,984	113,010	126,974	F	405,481	405,481
Investment Activities	58,000	21,571	231,500	182,484	49,016	F	415,044	415,044
Property Management	14,084	14,645	84,546	103,678	(19,132)	U	169,250	169,250
<b>Total Expense - Financial Services</b>	<b>105,074</b>	<b>159,213</b>	<b>674,278</b>	<b>625,979</b>	<b>48,299</b>	<b>F</b>	<b>1,106,979</b>	<b>1,106,979</b>
Information Technology	10,527	68,912	90,250	163,831	(73,581)	U	118,438	118,438
Records Management	1,586	4,790	8,508	17,086	(8,578)	U	17,025	17,025
Customer Services Team	17,995	122,628	102,970	204,018	(101,048)	U	205,977	205,977
<b>Total Expense - Corporate Services</b>	<b>162,698</b>	<b>388,731</b>	<b>1,044,278</b>	<b>1,147,382</b>	<b>(103,104)</b>	<b>U</b>	<b>1,781,854</b>	<b>1,781,854</b>
<b>Directorate - Development &amp; Community Services</b>								
<b>Community, Culture &amp; Recreation</b>								
<b>Community Development</b>								
Administration	73,588	86,915	441,774	421,878	19,896	F	881,829	881,829
Donations	39,000	-	125,000	117,110	7,890	F	180,000	180,000
Safer City Program	-	588	-	1,285	1,285	U	-	-
Senior Citizens	38,843	44,514	236,998	220,895	16,103	F	469,869	469,869
<b>Total Expense - Community Development</b>	<b>151,431</b>	<b>132,017</b>	<b>803,772</b>	<b>761,169</b>	<b>42,603</b>	<b>F</b>	<b>1,531,698</b>	<b>1,531,698</b>
<b>Cultural Development</b>								
Major Events Expense	89,500	46,107	419,000	361,068	57,932	F	870,000	870,000
Summer Events Program	1,335	17,299	23,010	66,261	(43,251)	U	296,017	296,017
Community Events	39,225	70,644	288,350	257,741	30,609	F	588,715	588,715
Civic Functions	10,464	5,537	61,784	44,128	17,656	F	121,567	121,567
<b>Total Expense - Cultural Development</b>	<b>140,524</b>	<b>139,587</b>	<b>792,144</b>	<b>729,198</b>	<b>62,946</b>	<b>F</b>	<b>1,876,299</b>	<b>1,876,299</b>
<b>Recreation</b>								
George Burnett Leisure Centre	46,290	53,880	276,516	257,972	18,544	F	549,979	549,979
<b>Total Expense - Recreation &amp; Leisure</b>	<b>46,290</b>	<b>53,880</b>	<b>276,516</b>	<b>257,972</b>	<b>18,544</b>	<b>F</b>	<b>549,979</b>	<b>549,979</b>
<b>Facility Hire</b>								
Bookings Office	25,587	42,999	153,522	191,057	(37,535)	U	306,949	306,949
Halls & Public Buildings	64,912	44,112	389,140	351,307	37,833	F	766,145	766,145
<b>Total Expense - Facility Hire</b>	<b>90,499</b>	<b>87,111</b>	<b>542,662</b>	<b>542,365</b>	<b>297</b>	<b>F</b>	<b>1,073,094</b>	<b>1,073,094</b>
<b>Total Expense - Community, Culture &amp; Recreation</b>	<b>428,744</b>	<b>412,595</b>	<b>2,415,094</b>	<b>2,290,704</b>	<b>124,390</b>	<b>F</b>	<b>5,031,070</b>	<b>5,031,070</b>
<b>Collier Park Retirement Complex</b>								
Collier Park Village	171,165	238,366	1,031,554	1,228,122	(196,568)	U	2,058,525	2,058,525
Collier Park Hostel	-	-	-	-	-	-	-	-
Collier Park Community Centre	200	-	1,200	280	920	F	2,400	2,400
<b>Total Expense - Collier Park Complex</b>	<b>171,365</b>	<b>238,366</b>	<b>1,032,754</b>	<b>1,228,402</b>	<b>(195,648)</b>	<b>U</b>	<b>2,060,925</b>	<b>2,060,925</b>
<b>Library Services</b>								
Library Administration	95,628	124,605	571,558	547,262	24,296	F	1,126,879	1,126,879
Civic Centre Library	83,585	112,047	504,536	611,502	(106,966)	U	1,003,772	998,772
Manning Library	47,210	54,785	284,399	237,334	47,065	F	567,201	567,201
Local Studies Collection	914	1,025	5,510	5,915	(405)	U	10,940	15,940
Old Mill	4,967	6,412	30,282	26,601	3,681	F	59,990	59,990
<b>Total Expense - Library Services</b>	<b>232,304</b>	<b>298,875</b>	<b>1,396,285</b>	<b>1,428,613</b>	<b>(32,328)</b>	<b>U</b>	<b>2,768,782</b>	<b>2,768,782</b>
<b>Development Services</b>								
Directorate Administration	23,504	32,152	145,778	99,683	46,095	F	289,538	289,538
Strategic Planning	49,773	92,649	299,650	304,972	(5,322)	U	597,240	597,240
Statutory Planning	162,705	163,496	982,870	799,039	183,831	F	1,972,590	1,972,590
Compliance Unit	13,837	18,802	83,610	72,542	11,068	F	165,643	165,643
Building Services	55,118	68,396	333,676	297,174	36,502	F	664,596	664,596
<b>Health &amp; Regulatory Services</b>								
Administration	46,418	62,686	280,300	283,861	(3,561)	U	571,214	571,214
Infant Health Services	688	264	4,130	2,882	1,248	F	8,250	8,250
Preventative Services	16,049	9,229	37,754	26,205	11,549	F	63,000	63,000
Other Sanitation	-	-	-	-	-	F	-	-
<b>Total Expense - Health Services</b>	<b>63,155</b>	<b>72,179</b>	<b>322,184</b>	<b>312,948</b>	<b>9,236</b>	<b>F</b>	<b>642,464</b>	<b>642,464</b>
<b>Total Expense - Development Services</b>	<b>368,092</b>	<b>447,674</b>	<b>2,167,768</b>	<b>1,886,358</b>	<b>281,410</b>	<b>F</b>	<b>4,332,071</b>	<b>4,332,071</b>
<b>Total Expense - Development &amp; Community Services</b>	<b>1,200,505</b>	<b>1,397,510</b>	<b>7,011,901</b>	<b>6,834,077</b>	<b>177,824</b>	<b>F</b>	<b>14,192,848</b>	<b>14,192,848</b>

CITY OF SOUTH PERTH  
2017/2018 - OPERATING REVENUE & EXPENDITURE - BUDGET VERSUS ACTUAL  
December-2017

Attachment 10.6.1 (d)

Key Responsibility Areas	Month Budget	Month Actual	YTD Budget	YTD Actual	Variance \$	Var F/U	Total Budget	Adopted Budget
<b>Directorate - Infrastructure Services</b>								
<b>Infrastructure Support &amp; Administration</b>								
Governance Cost	24,280	67,383	147,428	254,251	(106,823)	U	307,675	307,675
Asset Management	16,166	23,926	102,234	80,106	22,128	F	199,222	199,222
<b>Total Expense - Infrastructure Support</b>	<b>40,446</b>	<b>91,309</b>	<b>249,662</b>	<b>334,357</b>	<b>(84,695)</b>	<b>U</b>	<b>506,897</b>	<b>506,897</b>
<b>City Environment</b>								
Reserves & Parks Maintenance	386,455	347,457	2,294,066	1,953,865	340,201	F	4,586,200	4,586,200
Miscellaneous Parks Programmes	3,000	2,000	22,000	17,225	4,775	F	40,000	40,000
Grounds Maintenance	20,720	15,617	124,300	79,832	44,468	F	246,100	246,100
Streetscape Maintenance	184,434	159,146	1,156,600	1,179,332	(22,732)	U	2,261,000	2,261,000
Environmental Services	125,372	167,003	755,482	707,944	47,538	F	886,456	886,456
Plant Nursery	23,293	40,539	139,750	182,478	(42,728)	U	279,501	279,501
Overheads	150,809	261,862	917,826	920,840	(3,014)	U	1,817,739	1,817,739
Asset Holding Costs	98,750	106,384	592,500	638,306	(45,806)	U	1,185,000	1,185,000
Building Maintenance	71,281	85,490	423,410	337,249	86,161	F	891,422	891,422
Reserve Building Maintenance & Operations	11,450	18,026	73,500	49,421	24,079	F	141,400	141,400
Public Convenience Maintenance & Operations	20,060	24,587	122,300	117,325	4,975	F	238,100	238,100
Operations Centre Maintenance	11,540	11,967	69,740	56,599	13,141	F	139,400	139,400
Jetty Maintenance	1,450	104	9,100	208	8,892	F	16,000	16,000
<b>Total Expense - City Environment</b>	<b>1,108,614</b>	<b>1,240,182</b>	<b>6,700,574</b>	<b>6,240,624</b>	<b>459,950</b>	<b>F</b>	<b>12,728,318</b>	<b>12,728,318</b>
<b>Collier Park Golf Course</b>								
Collier Park Golf Course - Expense	195,229	234,014	1,133,375	1,011,384	121,991	F	2,277,343	2,277,343
<b>Total Expense - Collier Park Golf Course</b>	<b>195,229</b>	<b>234,014</b>	<b>1,133,375</b>	<b>1,011,384</b>	<b>121,991</b>	<b>F</b>	<b>2,277,343</b>	<b>2,277,343</b>
<b>Waste Management</b>								
Refuse Collection	416,570	414,353	2,612,131	2,490,303	121,828	F	5,108,417	5,108,417
Recycling	57,949	56,825	347,682	332,344	15,338	F	695,367	695,367
Transfer Station	66,425	71,990	398,934	345,706	53,228	F	795,154	795,154
<b>Total Expense - Waste Management</b>	<b>540,944</b>	<b>543,169</b>	<b>3,358,747</b>	<b>3,168,353</b>	<b>190,394</b>	<b>F</b>	<b>6,598,938</b>	<b>6,598,938</b>
<b>Engineering Infrastructure</b>								
Design Office Overheads	18,344	50,820	122,347	113,855	8,492	F	230,365	230,365
<b>Sub Total - Design Office</b>	<b>18,344</b>	<b>50,820</b>	<b>122,347</b>	<b>113,855</b>	<b>8,492</b>	<b>F</b>	<b>230,365</b>	<b>230,365</b>
Traffic Management	45,109	45,461	278,257	236,760	41,497	F	548,913	548,913
<b>Sub Total - Traffic Management</b>	<b>45,109</b>	<b>45,461</b>	<b>278,257</b>	<b>236,760</b>	<b>41,497</b>	<b>F</b>	<b>548,913</b>	<b>548,913</b>
Construction & Maintenance								
Reinstatements	2,000	1,822	13,000	5,708	7,292	F	25,000	25,000
Crossovers	8,750	14,558	52,500	82,017	(29,517)	U	105,000	105,000
Asset Holding Costs	560,502	531,776	3,363,000	3,190,657	172,343	F	6,726,000	6,726,000
Roads, Paths & Drains	278,668	246,496	1,626,000	1,246,897	379,103	F	3,196,000	3,196,000
Fleet Operations	54,027	171,169	393,143	582,099	(188,956)	U	715,931	715,931
Overheads	118,221	156,682	717,798	704,206	13,592	F	1,439,728	1,439,728
<b>Sub Total - Construction &amp; Maintenance</b>	<b>1,022,168</b>	<b>1,122,503</b>	<b>6,165,441</b>	<b>5,811,584</b>	<b>353,857</b>	<b>F</b>	<b>12,207,659</b>	<b>12,207,659</b>
<b>Total Expense - Engineering Infrastructure</b>	<b>1,085,621</b>	<b>1,218,784</b>	<b>6,566,045</b>	<b>6,162,199</b>	<b>403,846</b>	<b>F</b>	<b>12,986,937</b>	<b>12,986,937</b>
<b>Total Expense - Infrastructure Services</b>	<b>2,970,854</b>	<b>3,327,457</b>	<b>18,008,403</b>	<b>16,916,918</b>	<b>1,091,485</b>	<b>F</b>	<b>35,098,433</b>	<b>35,098,433</b>
<b>TOTAL EXPENDITURE</b>	<b>4,826,141</b>	<b>6,060,887</b>	<b>29,530,657</b>	<b>28,684,391</b>	<b>846,266</b>	<b>F</b>	<b>57,676,429</b>	<b>57,676,429</b>
<b>NET POSITION</b>	<b>(3,822,593)</b>	<b>(5,217,328)</b>	<b>19,765,779</b>	<b>20,558,185</b>	<b>792,406</b>	<b>F</b>	<b>(1,375,303)</b>	<b>(1,375,303)</b>



CITY OF SOUTH PERTH  
2017/2018 CAPITAL SUMMARY  
December-2017

Key Responsibility Areas	MONTH		YEAR TO DATE			Total Budget	Adopted Budget
	Month Budget	Month Actual	YTD Budget	YTD Actual	Variance \$		
<b>CAPITAL REVENUE</b>							
<b>Major Non Infrastructure Projects</b>							
Land Sales	-	0	-	(121,924)	121,924	-	-
<b>Total Revenue - Major Projects</b>	-	0	-	(121,924)	121,924	-	-
<b>Development &amp; Community Services</b>							
Collier Park Village	37,500	46,750	225,000	103,500	121,500	450,000	450,000
<b>Total Revenue - Collier Park Village</b>	<b>37,500</b>	<b>46,750</b>	<b>225,000</b>	<b>103,500</b>	<b>121,500</b>	<b>450,000</b>	<b>450,000</b>
<b>Total Revenue - Community Services</b>	<b>37,500</b>	<b>46,750</b>	<b>225,000</b>	<b>103,500</b>	<b>121,500</b>	<b>450,000</b>	<b>450,000</b>
<b>Infrastructure Services</b>							
Roads, Paths & Drains	189,000	2,330	444,550	726,029	281,479	803,050	803,050
City Environment	-	3,000	5,705	7,614	1,909	63,929	63,929
<b>Total Revenue - Infrastructure Services</b>	<b>189,000</b>	<b>5,330</b>	<b>450,255</b>	<b>733,643</b>	<b>283,388</b>	<b>866,979</b>	<b>866,979</b>
<b>TOTAL CAPITAL REVENUE</b>	<b>226,500</b>	<b>52,080</b>	<b>675,255</b>	<b>715,219</b>	<b>39,964</b>	<b>1,316,979</b>	<b>1,316,979</b>
<b>CAPITAL EXPENDITURE</b>							
<b>Non Infrastructure Projects</b>							
<b>Chief Executive's Office</b>							
Administration	90,502	12,425	458,500	98,959	359,541	1,157,265	1,157,265
Ranger Services	2,500	-	157,000	-	157,000	198,920	198,920
Major Land & Building Initiatives	630,000	149,971	3,555,000	3,743,805	188,805	9,749,520	9,749,520
<b>Total Expense - Chief Executive's Office</b>	<b>723,002</b>	<b>162,396</b>	<b>4,170,500</b>	<b>3,842,763</b>	<b>327,737</b>	<b>11,105,705</b>	<b>11,105,705</b>
<b>Corporate Services</b>							
<b>Information Technology</b>							
Information Technology	48,252	-	490,773	22,003	468,770	1,146,193	1,146,193
<b>Finance</b>							
Finance Non Recurrent Expense	-	-	-	35,340	35,340	-	-
<b>Total Expense - Corporate Services</b>	<b>48,252</b>	<b>-</b>	<b>490,773</b>	<b>57,343</b>	<b>433,430</b>	<b>1,146,193</b>	<b>1,146,193</b>
<b>Development &amp; Community Services</b>							
<b>Library</b>							
Library Capital Expense	5,318	17,831	39,700	29,245	10,455	56,600	56,600
<b>Total Expense - Library Services</b>	<b>5,318</b>	<b>17,831</b>	<b>39,700</b>	<b>29,245</b>	<b>10,455</b>	<b>56,600</b>	<b>56,600</b>
<b>Community Culture &amp; Recreation</b>							
Community, Culture & Recreation	-	7,815	15,000	7,815	7,185	39,500	39,500
<b>Total Expense - Community, Culture &amp; Recreation</b>	<b>-</b>	<b>7,815</b>	<b>15,000</b>	<b>7,815</b>	<b>7,185</b>	<b>39,500</b>	<b>39,500</b>
<b>Collier Park Retirement Complex</b>							
Collier Park Village	27,000	35,320	162,000	174,743	12,743	325,000	325,000
<b>Development Services</b>							
Strategic Land Use Planning	34,000	-	205,000	78,768	126,232	350,000	350,000
<b>Total Expense - Development &amp; Community Services</b>	<b>66,318</b>	<b>60,966</b>	<b>421,700</b>	<b>290,571</b>	<b>131,129</b>	<b>771,100</b>	<b>771,100</b>
<b>Infrastructure Services</b>							
<b>Collier Park Golf Course</b>							
Collier Park Golf Course	299,880	282,168	742,310	442,435	299,875	1,128,068	1,128,068
<b>Total Expense - Golf Course</b>	<b>299,880</b>	<b>282,168</b>	<b>742,310</b>	<b>442,435</b>	<b>299,875</b>	<b>1,128,068</b>	<b>1,128,068</b>
<b>Roads, Paths &amp; Drain Infrastructure</b>							
Roadworks	445,214	460,841	2,117,856	793,848	1,324,008	2,676,626	2,676,626
Traffic Management	71,520	18,292	127,348	132,168	4,820	998,955	998,955
Drainage	105,000	11,145	140,000	93,840	46,160	1,046,011	1,046,011
Water Management Initiatives	12,500	-	25,000	-	25,000	50,000	50,000
Paths	40,000	19,804	285,000	371,534	86,534	450,000	450,000
<b>Total - Roads, Paths &amp; Drains Infrastructure</b>	<b>674,234</b>	<b>510,082</b>	<b>2,695,204</b>	<b>1,391,390</b>	<b>1,303,814</b>	<b>5,221,592</b>	<b>5,221,592</b>
<b>Fleet Management</b>	<b>399,000</b>	<b>2,500</b>	<b>968,800</b>	<b>326,431</b>	<b>642,369</b>	<b>1,116,350</b>	<b>1,116,350</b>
<b>Waste Management</b>	<b>159,037</b>	<b>31,254</b>	<b>427,037</b>	<b>487,424</b>	<b>60,387</b>	<b>647,037</b>	<b>647,037</b>
<b>City Environment</b>							
Streetscape Projects	-	2,040	335,000	211,362	123,638	375,000	375,000
Park Development	10,000	17,740	964,131	507,847	456,284	1,218,946	1,218,946
Environmental Projects	131,805	29,920	131,805	159,708	27,903	436,097	436,097
Foreshore Asset Management	25,000	18,452	230,170	71,364	158,806	330,170	330,170
Building Management	63,000	51,039	455,500	214,125	241,375	630,000	630,000
<b>Total - City Environment</b>	<b>229,805</b>	<b>135,686</b>	<b>2,116,606</b>	<b>1,180,901</b>	<b>935,705</b>	<b>2,990,213</b>	<b>2,990,213</b>
<b>Other Infrastructure</b>							
Recoverable Works	-	2,453	-	31,139	31,139	-	-
Other Projects	25,000	-	108,154	15,249	92,905	126,264	126,264
<b>Total Expense - Infrastructure Services</b>	<b>1,487,076</b>	<b>681,975</b>	<b>6,315,801</b>	<b>3,432,534</b>	<b>2,883,267</b>	<b>10,101,456</b>	<b>10,101,456</b>
<b>TOTAL CAPITAL EXPENDITURE</b>	<b>2,624,528</b>	<b>1,187,505</b>	<b>12,141,084</b>	<b>8,065,645</b>	<b>4,075,439</b>	<b>24,252,522</b>	<b>24,252,522</b>

2017/2018 - SIGNIFICANT VARIANCE ANALYSIS BY BUSINESS UNIT  
OPERATING REVENUE EXPENDITURE - DECEMBER 2017  
(BUDGET VERSUS ACTUAL)

Responsibility Areas	Month Budget	Month Actual	YTD Budget	YTD Actual	Variance \$	Var F/U	Var %	Total Budget	Variance Analysis & Commentary
									Significant (material) variances of \$10,000 or 10% (the greater)
<b>REVENUE</b>									
Chief Executive's Office Manager Services	174,215	143,690	1,042,040	1,035,576	(6,464)	U	1	2,149,250	Immaterial variance
<b>Total Revenue - Chief Executive's Office</b>	<b>174,215</b>	<b>143,690</b>	<b>1,042,040</b>	<b>1,035,576</b>	<b>(6,464)</b>	<b>U</b>	<b>1</b>	<b>2,149,250</b>	
Directorate - Corporate Services Financial Services	203,666	208,252	38,003,183	38,100,615	97,432	F	0	39,591,268	Financial Service income is materially in line with budget across total revenue streams.
<b>Total Revenue - Corporate Services</b>	<b>203,666</b>	<b>208,252</b>	<b>38,003,183</b>	<b>38,100,615</b>	<b>97,432</b>	<b>F</b>	<b>0</b>	<b>39,591,268</b>	
Directorate - Development & Community Services Community, Culture & Recreation	54,200	14,498	341,000	226,003	(114,997)	U	34	1,028,500	YTD Revenue is lower (\$114k) primarily due to lower income from George Burnett Leisure Centre (\$44k) and Halls & Public Building Books (\$65k).
Collier Park Retirement Complex	152,670	152,183	940,221	920,054	(20,167)	U	2	1,861,306	Marginally lower YTD Collier Park Village revenue primarily due to lower Reserve Interest Re-investment.
Library Services	3,070	2,207	16,980	19,025	2,045	F	12	34,250	Higher YTD revenue, immaterial value, but attributed to higher Administration and Manning Library revenue.
Development Services	72,255	15,077	577,730	723,872	146,142	F	25	1,086,700	Higher revenue YTD from: Statutory Planning - Application Fees (~\$130k) and Environmental Health Service revenue (\$57k), offset by lower Building Services revenue (\$41k).
<b>Total Revenue - Development &amp; Community Services</b>	<b>282,195</b>	<b>153,810</b>	<b>1,875,931</b>	<b>1,888,954</b>	<b>13,023</b>	<b>F</b>	<b>1</b>	<b>4,010,756</b>	
Directorate - Infrastructure Services Infrastructure Support City Environment	-	-	-	-	-	-	-	22,500	
	44,984	33,192	285,098	161,063	(124,035)	U	44	602,399	YTD Revenue is lower than planned due to: lower Nursery revenue (\$63k), Environmental Services Revenue (\$17k) and Ground Hire (\$30k) & planned Proceeds on Sale of Asset (\$14k).
Engineering Infrastructure	24,168	67,904	374,280	581,559	207,279	F	55	813,455	YTD higher Revenue primarily due to timing of Road Grants (\$109k), Design Office (\$23k), Traffic Management (\$12) and Crossovers Revenue (\$50k).
Waste Management	27,002	27,090	6,377,504	6,369,035	(8,469)	U	0	6,539,504	Waste Management is in line with budget.
Collier Park Golf Course	247,318	209,619	1,338,400	1,105,773	(232,627)	U	17	2,571,994	CPGC revenue YTD is impacted by lower planned green fee income
<b>Total Revenue - Infrastructure Services</b>	<b>343,472</b>	<b>337,806</b>	<b>8,375,282</b>	<b>8,217,431</b>	<b>(157,851)</b>	<b>U</b>	<b>2</b>	<b>10,549,852</b>	
<b>TOTAL REVENUE</b>	<b>1,003,548</b>	<b>843,559</b>	<b>49,296,436</b>	<b>49,242,575</b>	<b>(53,861)</b>	<b>U</b>	<b>0</b>	<b>56,301,126</b>	
<b>EXPENDITURE</b>									
Chief Executive's Office City Administration	77,913	262,176	519,281	862,973	(343,692)	U	66	995,348	YTD higher expenditure of \$344k due to: higher Legal Costs \$351k, Training \$20k and net HR Costs \$8k partially offset by lower Consultant & Process Initiative Improvements (\$35k).
Governance	175,744	319,140	1,389,640	1,417,459	(27,819)	U	10	2,611,898	YTD higher expenditure of \$28k is due to: higher legal costs \$57k and General insurance \$13k offset by Government Election costs (\$11k), Meeting Attendance Fees (\$38k) and Council Meetings (\$21k).
Marketing & Communications	74,804	78,246	485,824	368,259	(117,565)	F	24	928,688	Lower YTD Marketing & Communication expenditure (\$117k) primarily due to: Timing of expenditure being incurred, including; Advertising (\$30k) Web Hosting (\$8k), Consultation Software and Consultant Costs (\$42k) and other Publications Costs (\$37k).
Manager Services	163,623	287,627	1,071,330	1,137,323	(65,993)	U	6	2,067,360	YTD higher expenditure of \$66k primarily due to: higher salary costs \$56k and ESL City Buildings \$11k
<b>Total Expense - Chief Executive's Office</b>	<b>492,084</b>	<b>947,189</b>	<b>3,466,075</b>	<b>3,786,014</b>	<b>(319,939)</b>	<b>U</b>	<b>9</b>	<b>6,603,294</b>	
Directorate - Corporate Services Administration	25,690	33,674	155,716	126,975	28,741	F	18	309,866	Favourable YTD Administration Expenditure variance primarily due to lower remuneration on-costs and consultant costs.
Organisational Performance	1,826	486	12,556	9,493	3,063	F	24	23,569	Favourable YTD Administration Expenditure variance primarily due to lower remuneration on-costs and consultant costs.
Financial Services	105,074	159,213	674,278	625,979	48,299	F	7	1,106,979	YTD lower Finance expenditure due primarily to timing of payment of valuation fees.
Information Technology	10,527	68,912	90,250	163,831	(73,581)	U	82	118,438	YTD unfavourable variance primarily due to timing of Software Licensing expenditure, net of recharged costs.
Records Management	1,586	4,790	8,508	17,086	(8,578)	U	101	17,025	YTD higher expenditure primarily due to internal cost allocation recharges.
Customer Services Team	17,995	122,628	102,970	204,018	(101,048)	U	98	205,977	YTD higher expenditure primarily due to a reallocation of YTD leave taken expense in December.
<b>Total Expense - Corporate Services</b>	<b>162,698</b>	<b>388,731</b>	<b>1,044,278</b>	<b>1,147,382</b>	<b>(103,104)</b>	<b>U</b>	<b>10</b>	<b>1,781,854</b>	

2017/2018 - SIGNIFICANT VARIANCE ANALYSIS BY BUSINESS UNIT  
OPERATING REVENUE EXPENDITURE - DECEMBER 2017  
(BUDGET VERSUS ACTUAL)

Responsibility Areas	Month Budget	Month Actual	YTD Budget	YTD Actual	Variance \$	Var F/U	Var %	Total Budget	Variance Analysis & Commentary
									Significant (material) variances of \$10,000 or 10% (the greater)
<b>Directorate - Development &amp; Community Services</b>									
Community Development	151,431	132,017	803,772	761,169	42,603	F	5	1,531,698	YTD favourable variance of \$43k, arising from lower administration and senior citizen expenditure.
Cultural Development	140,524	139,587	792,144	729,198	62,946	F	8	1,876,299	Expenditure YTD is primarily lower due to timing of Community Events, Civic Functions and Major Events (\$106k) offset by the timing of higher Summer Events expenditure being incurred (\$43k).
Creation	46,290	53,880	276,516	257,972	18,544	F	7	549,979	Lower YTD expenditure due to lower operating and staff costs.
Facility Hire	90,499	87,111	542,662	542,365	297	F	0	1,073,094	Immaterial variance.
Illier Park Retirement Complex	171,365	238,366	1,032,754	1,228,402	(195,648)	U	19	2,060,925	YTD higher expenditure, due to higher costs, including: maintenance insurance, water, sanitation and depreciation.
Library Services	232,304	298,875	1,396,285	1,428,613	(32,328)	U	2	2,768,782	YTD higher variance of \$32k is primarily due to a reallocation of YTD leave taken in December.
Development Services	368,092	447,674	2,167,768	1,886,358	281,410	F	13	4,332,071	Lower Expenditure YTD (\$281k) in Directorate Administration, \$46k (lower staff costs); Statutory Planning \$184k (including lower legal (\$98k), staff (\$45k) and Admin (\$28k)) costs; in addition to lower costs for Building Services (\$37k); Health & Regulatory Services (\$9k) and Compliance Unit costs (\$11k) offset by higher Strategic Planning costs of \$5k.
<b>Total Expense - Development &amp; Community Services</b>	<b>1,200,505</b>	<b>1,397,510</b>	<b>7,011,901</b>	<b>6,834,077</b>	<b>177,824</b>	<b>F</b>	<b>3</b>	<b>14,192,848</b>	
<b>Directorate - Infrastructure Services</b>									
Infrastructure Support & Administration	40,446	91,309	249,662	334,357	(84,695)	U	34	506,897	Expenditure is higher due to Governance Costs, including Salaries (\$69k), Training & Conferences (\$15k), Consultant (\$30k) and other costs, offset against lower Asset Management costs (\$22k).
Open Space Environment	1,108,614	1,240,182	6,700,574	6,240,624	459,950	F	7	12,728,318	Lower Expenditure due to YTD Reserves & Parks Maintenance (\$340k), Building Maintenance (\$86k), and Environmental Services (\$47k), offset with other next operational costs.
Illier Park Golf Course	195,229	234,014	1,133,375	1,011,384	121,991	F	11	2,277,343	Lower Expenditure due to timing of incurring expenditure on CPGC including staff costs, general maintenance, controller's fees, interest expense and lower internal cost allocations.
Waste Management	540,944	543,169	3,358,747	3,168,353	190,394	F	6	6,598,938	YTD Lower Expenditure (\$190k); due to lower costs for Transfer Station (\$53k), Recycling (\$15k) and Refuse Collection (\$122k).
Engineering Infrastructure	1,085,621	1,218,784	6,566,045	6,162,199	403,846	F	6	12,986,937	Engineering Infrastructure expenditure is lower (\$403k), primarily due to the following significant favourable cost centres' variances; Roads Paths & Drains (\$379k), Asset Holding Costs (Deprn. on roads, drains, footpaths & street furniture \$172k), Overhead expenditure (\$14k), Reinstatements (\$7k) and Traffic Management (\$41k) and Design Office Overhead costs (\$8k), offset by higher YTD costs for Fleet Operations (\$189k) and Crossover costs (\$30k).
<b>Total Expense - Infrastructure Services</b>	<b>2,970,854</b>	<b>3,327,457</b>	<b>18,008,403</b>	<b>16,916,918</b>	<b>1,091,485</b>	<b>F</b>	<b>6</b>	<b>35,098,433</b>	
<b>TOTAL EXPENDITURE</b>	<b>4,826,141</b>	<b>6,060,887</b>	<b>29,530,657</b>	<b>28,684,391</b>	<b>846,266</b>	<b>F</b>	<b>3</b>	<b>57,676,429</b>	
<b>T POSITION</b>	<b>(3,822,593)</b>	<b>(5,217,328)</b>	<b>19,765,779</b>	<b>20,558,185</b>	<b>792,406</b>	<b>F</b>	<b>4</b>	<b>(1,375,303)</b>	

**STATEMENT of ALL COUNCIL FUNDS  
AS AT 31 DECEMBER 2017**

<b>Municipal Fund</b>		<b>\$ 22,401,917</b>
Investments		22,151,185
Current Account at Bank		589,922
Cash on Hand		4,250
Transfers to/(from) Reserves		(343,441)
		<u>22,401,917</u>
		<u>22,401,917</u>
<b>Trust Fund</b>	<b>Non Controlled Funds</b>	<b>\$ 1,385,892</b>
Investments		786,321
Current Account at Bank		599,570
		<u>1,385,892</u>
		<u>1,385,892</u>
<b>Cash Backed Reserves</b>		<b>\$ 48,960,122</b>
	<b>Discretionary Reserves</b>	
Plant Replacement Reserve		602,567
Reticulation and Pump Reserve		357,892
Information Technology Reserve		1,054,382
Insurance Risk Reserve		453,981
Major Community Facilities Reserve		13,463,227
Underground Power Reserve		110,776
Parking Facilities Reserve		418,079
River Wall Reserve		170,613
Railway Station Precincts Reserve		785,057
Sustainable Infrastructure Reserve		3,387,239
Public Art Reserve		207,492
	<b>Quarantined Reserves</b>	
CPV Residents Loan Offset Reserve		22,017,696
Collier Park Golf Course Reserve		271,194
Waste Management Reserve		4,214,999
Collier Park Village Reserve		1,444,929
		<u>48,960,122</u>
		<u>48,960,122</u>
<b>Reserves represented by:</b>		
Investments		48,428,084
Accrued Interest		188,597
Transfers from/(to) Muni		343,441
		<u>48,960,122</u>
		<u>48,960,122</u>
<b>TOTAL COUNCIL FUNDS</b>		<b>\$ 72,747,931</b>
		<u>72,747,931</u>
		<u>72,747,931</u>



**SUMMARY OF CASH INVESTMENTS  
AS AT 31 DECEMBER 2017**

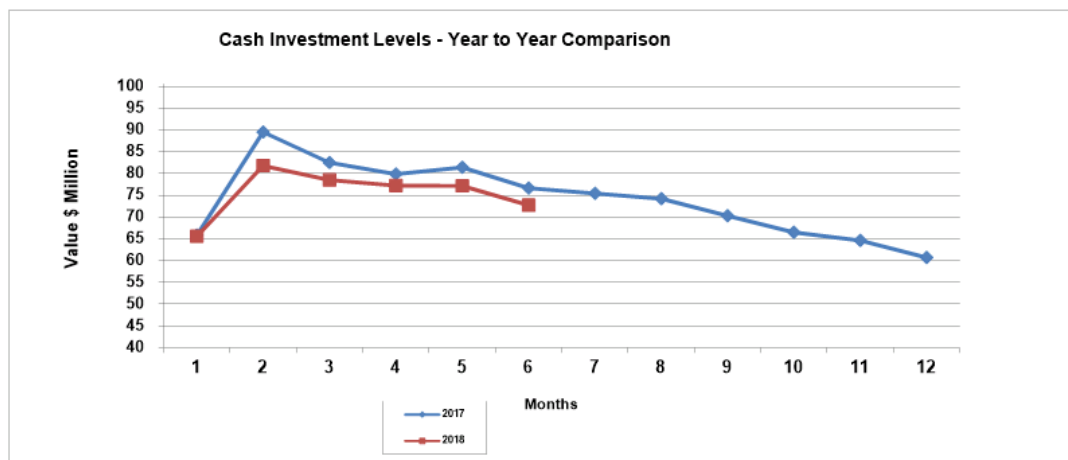
<b>Investments - Disclosed by Fund</b>	<b>2018</b>	<b>%</b>
Municipal	22,397,667	30.79%
Restricted - Trust	1,385,892	1.91%
Reserves	48,960,122	67.30%
	<b>72,743,681</b>	<b>100.00%</b>

<b>Investments - Disclosed by Financial Institution</b>	Non-Fossil Fuel %	S&P Credit Ratings (Short Term)	\$	%
Bankwest (Non-Fossil Fuel)	17.41%	A-1+	12,422,430	17.41%
Commonwealth Bank (Fossil Fuel)		A-1+	2,627,539	3.68%
ANZ Bank (Fossil Fuel)		A-1+	8,045,403	11.27%
IMB Bank (Non-Fossil Fuel)	9.25%	A-2	6,600,000	9.25%
St George Bank (Non-Fossil Fuel)	4.37%	A-1+	3,115,962	4.37%
Suncorp Metway Bank (Non-Fossil Fuel)	21.95%	A-1	15,663,623	21.95%
National Australia Bank (Fossil Fuel)		A-1+	12,266,198	17.19%
Bank of Queensland (Non-Fossil Fuel)	14.89%	A-2	10,624,436	14.89%
	<b>67.86%</b>		<b>71,365,591</b>	<b>100.00%</b>

<b>Interest Earned on Investments for Year to Date</b>	<b>2018</b>	<b>2017</b>
Municipal Fund	243,024	465,670
Reserves	606,842	1,255,703
	<b>849,866</b>	<b>1,721,373</b>

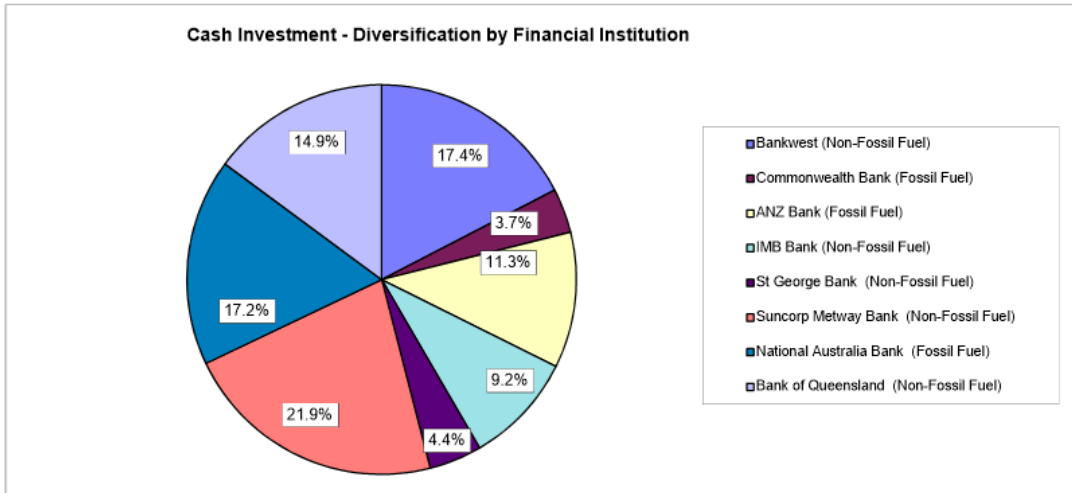
The anticipated weighted average yield on funds currently invested is 2.43%

**Cash Investment Levels**

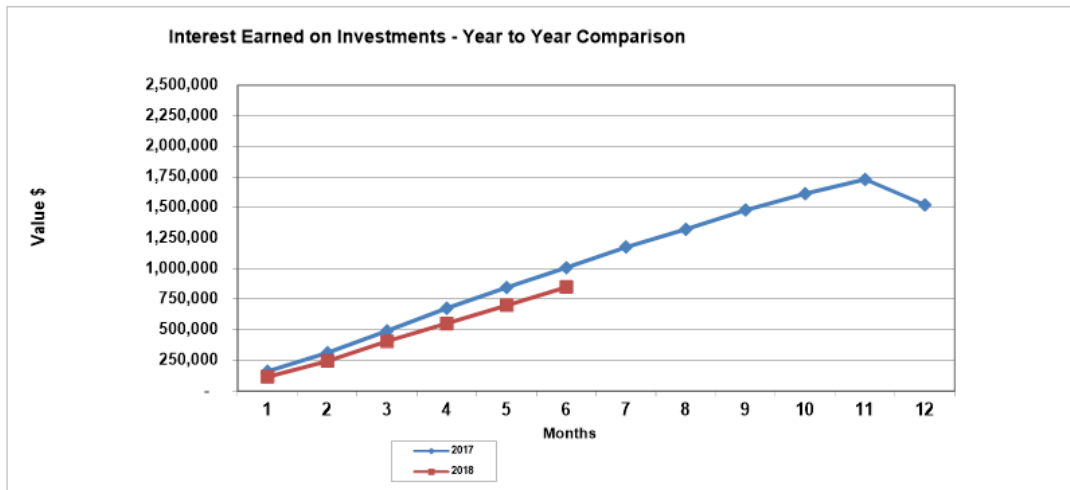


**SUMMARY OF CASH INVESTMENTS  
AS AT 31 DECEMBER 2017**

**Investments - Disclosed by Institution**



**Interest Earned on Investments**



**STATEMENT OF MAJOR DEBTOR CATEGORIES  
AS AT 31 DECEMBER 2017**

**Rates Debtors Outstanding**

	<b>YTD 2018</b>	<b>2017 YR END</b>
Outstanding - Current Year & Arrears	8,759,246	660,348
Pensioner Deferrals	393,187	407,862
	<b>9,152,433</b>	<b>1,068,210</b>

**Rates Outstanding as a percentage of Rates Levied**

	<b>YTD 2018</b>	<b>2017 YR END</b>
Percentage of Rates Uncollected at Month End (One Instalment remaining)	<b>22.43%</b>	<b>2.54%</b>

