

**Attachment 10.2.2**

**Table 3 - Schedule of Charges**

Type	Property Numbers	Network Charge	Connection Charge	Service Charge	Revenue	Totals
Type 1 Residential Property	511					
Type 1 Residential Property - Aerial supply	96	\$4,095.00	\$500.00	\$4,595.00	\$441,120	\$441,120
Type 1A Residential Property - Aerial supply	76	\$3,890.25	\$500.00	\$4,390.25	\$333,659	\$774,779
Type 1 Residential Property - Aerial supply - Pensioner discount	31	\$2,866.50	\$500.00	\$3,366.50	\$104,362	\$879,141
Type 1A Residential Property - Aerial supply - Pensioner discount	9	\$2,723.18	\$500.00	\$3,223.18	\$29,009	\$908,149
Type 1 Residential Property - Aerial supply - Senior discount	30	\$3,480.75	\$500.00	\$3,980.75	\$119,423	\$1,027,572
Type 1A Residential Property - Aerial supply - Senior discount	16	\$3,306.71	\$500.00	\$3,806.71	\$60,907	\$1,088,479
Type 1 Residential Property - U/G Supply to Pole	14	\$4,095.00	\$100.00	\$4,195.00	\$58,730	\$1,147,209
Type 1A Residential Property - U/G Supply to Pole	59	\$3,890.25	\$100.00	\$3,990.25	\$235,425	\$1,382,634
Type 1 Residential Property - U/G Supply to Pole - Pensioner Discount	2	\$2,866.50	\$100.00	\$2,966.50	\$5,933	\$1,388,567
Type 1A Residential Property - U/G Supply to Pole - Pensioner Discount	24	\$2,723.18	\$100.00	\$2,823.18	\$67,756	\$1,456,323
Type 1 Residential Property - U/G Supply to Pole - Seniors Discount	0	\$3,480.75	\$100.00	\$3,580.75	\$0	\$1,456,323
Type 1A Residential Property - U/G Supply to Pole - Seniors Discount	11	\$3,306.71	\$100.00	\$3,406.71	\$37,474	\$1,493,797
Type 1 Residential Property - U/G Supply to Dome - Minimum Charge	21	\$4,095.00	\$50.00	\$4,145.00	\$87,045	\$1,580,842
Type 1A Residential Property - U/G Supply to Dome - Minimum Charge	41	\$3,890.25	\$50.00	\$3,940.25	\$161,550	\$1,742,392
Type 1 Residential Property - U/G Supply to Dome - Pensioner Discount	5	\$2,866.50	\$50.00	\$2,916.50	\$14,583	\$1,756,975
Type 1A Residential Property - U/G Supply to Dome - Pensioner Discount	9	\$2,723.18	\$50.00	\$2,773.18	\$24,959	\$1,781,933
Type 1 Residential Property - U/G Supply to Dome - Seniors Discount	5	\$3,480.75	\$50.00	\$3,530.75	\$17,654	\$1,799,587
Type 1A Residential Property - U/G Supply to Dome - Seniors Discount	5	\$3,306.71	\$50.00	\$3,356.71	\$16,784	\$1,816,370
Properties where street network is underground	15	\$2,866.50	\$50.00	\$2,916.50	\$43,748	\$1,860,118
Properties where street network is underground - pensioner discount	0	\$1,842.75	\$50.00	\$1,892.75	\$0	\$1,860,118
Properties where street network is underground - seniors discount	5	\$1,842.75	\$50.00	\$1,892.75	\$9,464	\$1,869,582
Vacant Land - Minimum Charge where applicable	37	\$4,095.00	\$50.00	\$4,145.00	\$153,365	\$2,022,947

Type	Property Numbers	Network Charge	Connection Charge	Service Charge	Revenue	Totals
Type 2 Residential Property	384					
Type 2 Residential Property - Aerial supply	62	\$4,550.00	\$500.00	\$5,050.00	\$313,100	\$2,336,047
Type 2A Residential Property - Aerial supply	21	\$4,095.00	\$500.00	\$4,595.00	\$96,495	\$2,432,542
Type 2 Residential Property - Aerial supply - Pensioner discount	3	\$3,185.00	\$500.00	\$3,685.00	\$11,055	\$2,443,597
Type 2A Residential Property - Aerial supply - Pensioner discount	3	\$2,866.50	\$500.00	\$3,366.50	\$10,100	\$2,453,696
Type 2 Residential Property - Aerial supply - Senior discount	20	\$3,867.50	\$500.00	\$4,367.50	\$87,350	\$2,541,046
Type 2A Residential Property - Aerial supply - Senior discount	4	\$3,480.75	\$500.00	\$3,980.75	\$15,923	\$2,556,969
Type 2 Residential Property - U/G Supply to Pole	29	\$4,550.00	\$100.00	\$4,650.00	\$134,850	\$2,691,819
Type 2A Residential Property - U/G Supply to Pole	32	\$4,095.00	\$100.00	\$4,195.00	\$134,240	\$2,826,059
Type 2 Residential Property - U/G Supply to Pole - Pensioner Discount	3	\$3,185.00	\$100.00	\$3,285.00	\$9,855	\$2,835,914
Type 2A Residential Property - U/G Supply to Pole - Pensioner Discount	6	\$2,866.50	\$100.00	\$2,966.50	\$17,799	\$2,853,713
Type 2 Residential Property - U/G Supply to Pole - Seniors Discount	2	\$3,867.50	\$100.00	\$3,967.50	\$7,935	\$2,861,648
Type 2A Residential Property - U/G Supply to Pole - Seniors Discount	7	\$3,480.75	\$100.00	\$3,580.75	\$25,065	\$2,886,713
Type 2 Residential Property - U/G Supply to Dome - Minimum Charge	62	\$4,550.00	\$50.00	\$4,600.00	\$285,200	\$3,171,913
Type 2A Residential Property - U/G Supply to Dome - Minimum Charge	82	\$4,095.00	\$50.00	\$4,145.00	\$339,890	\$3,511,803
Type 2 Residential Property - U/G Supply to Dome - Pensioner Discount	2	\$3,185.00	\$50.00	\$3,235.00	\$6,470	\$3,518,273
Type 2A Residential Property - U/G Supply to Dome - Pensioner Discount	5	\$2,866.50	\$50.00	\$2,916.50	\$14,583	\$3,532,856
Type 2 Residential Property - U/G Supply to Dome - Seniors Discount	7	\$3,867.50	\$50.00	\$3,917.50	\$27,423	\$3,560,278
Type 2A Residential Property - U/G Supply to Dome - Seniors Discount	13	\$3,480.75	\$50.00	\$3,530.75	\$45,900	\$3,606,178
Properties where street network is underground	7	\$3,185.00	\$50.00	\$3,235.00	\$22,645	\$3,628,823
Properties where street network is underground - pensioner discount	0	\$2,047.50	\$50.00	\$2,097.50	\$0	\$3,628,823
Properties where street network is underground - seniors discount	3	\$2,047.50	\$50.00	\$2,097.50	\$6,293	\$3,635,116
Vacant Land - Minimum Charge where applicable	11	\$4,550.00	\$50.00	\$4,600.00	\$50,600	\$3,685,716

Type	Property Numbers	Network Charge	Connection Charge	Service Charge	Revenue	Totals
Type 3 Residential Property - Aerial supply	10	\$5,118.75	\$500.00	\$5,618.75	\$56,188	\$3,741,903
Type 3A Residential Property - Aerial supply	1	\$4,550.00	\$500.00	\$5,050.00	\$5,050	\$3,746,953
Type 3 Residential Property - Aerial supply - Pensioner discount	0	\$3,583.13	\$500.00	\$4,083.13	\$0	\$3,746,953
Type 3A Residential Property - Aerial supply - Pensioner discount	0	\$3,185.00	\$500.00	\$3,685.00	\$0	\$3,746,953
Type 3 Residential Property - Aerial supply - Seniors discount	0	\$4,350.94	\$500.00	\$4,850.94	\$0	\$3,746,953
Type 3A Residential Property - Aerial supply - Seniors discount	0	\$3,867.50	\$500.00	\$4,367.50	\$0	\$3,746,953
Type 3 Residential Property - U/G Supply to Pole	11	\$5,118.75	\$100.00	\$5,218.75	\$57,406	\$3,804,359
Type 3A Residential Property - U/G Supply to Pole	3	\$4,550.00	\$100.00	\$4,650.00	\$13,950	\$3,818,309
Type 3 Residential Property - U/G Supply to Pole - Pensioner Discount	0	\$3,583.13	\$100.00	\$3,683.13	\$0	\$3,818,309
Type 3A Residential Property - U/G Supply to Pole - Pensioner Discount	0	\$3,185.00	\$100.00	\$3,285.00	\$0	\$3,818,309
Type 3 Residential Property - U/G Supply to Pole - Seniors Discount	4	\$4,350.94	\$100.00	\$4,450.94	\$17,804	\$3,836,113
Type 3A Residential Property - U/G Supply to Pole - Seniors Discount	1	\$3,867.50	\$100.00	\$3,967.50	\$3,968	\$3,840,081
Type 3 Residential Property - U/G Supply to Dome - Minimum Charge	22	\$5,118.75	\$50.00	\$5,168.75	\$113,713	\$3,953,793
Type 3A Residential Property - U/G Supply to Dome - Minimum Charge	5	\$4,550.00	\$50.00	\$4,600.00	\$23,000	\$3,976,793
Type 3 Residential Property - U/G Supply to Dome - Pensioner Discount	0	\$3,583.13	\$50.00	\$3,633.13	\$0	\$3,976,793
Type 3A Residential Property - U/G Supply to Dome - Pensioner Discount	2	\$3,185.00	\$50.00	\$3,235.00	\$6,470	\$3,983,263
Type 3 Residential Property - U/G Supply to Dome - Seniors Discount	1	\$4,350.94	\$50.00	\$4,400.94	\$4,401	\$3,987,664
Type 3A Residential Property - U/G Supply to Dome - Seniors Discount	0	\$3,867.50	\$50.00	\$3,917.50	\$0	\$3,987,664
Properties where street network is underground	3	\$3,185.00	\$50.00	\$3,235.00	\$9,705	\$3,997,369
Properties where street network is underground - pensioner discount	0	\$2,047.50	\$50.00	\$2,097.50	\$0	\$3,997,369
Properties where street network is underground - seniors discount	2	\$2,047.50	\$50.00	\$2,097.50	\$4,195	\$4,001,564
Vacant Land - Minimum Charge where applicable	4	\$5,118.75	\$50.00	\$5,168.75	\$20,675	\$4,022,239

Type	Property Numbers	Network Charge	Connection Charge	Service Charge	Revenue	Totals
Department of Housing (Minimum Charge)	40			\$4,439.20	\$177,568	\$4,199,807
Commercial Properties	6			\$7,881.20	\$45,910	\$4,245,717
Water Corporation - Three locations	3			\$11,323.20	\$33,970	\$33,970
Curtin Rowing Club (Minimum Charge)	1			\$4,440.00	\$4,440	\$4,250,157
Educational Institutions	2			\$21,600.00	\$55,547	\$4,305,705
Aged Care Institutions (capped at \$33,898.00)	1			\$33,898.00	\$33,898	\$4,339,603

**City of South Perth**

---

**PUBLIC PLACES AND  
~~CITY~~ LOCAL GOVERNMENT LOCAL GOVERNMENT  
PROPERTY  
LOCAL LAW 2011**

City of South Perth

**Public Places and City Local Government Property  
Local Law 2011**

---

**CONTENTS**

---

<b>Part 1 - Preliminary .....</b>	<b>1</b>
1.1 Title .....	1
1.2 Commencement.....	1
1.3 Application .....	1
1.4 Repeal and transitional provisions .....	1
1.5 Definitions .....	2
1.6 Interpretation .....	7
1.7 Overriding power to hire and agree .....	8
1.8 Agreement for building.....	8
<b>Part 2 - Determinations in respect of local government property .....</b>	<b>8</b>
2.1 Determinations as to use of local government property .....	8
2.2 Procedure for making a determination .....	8
2.3 Discretion to erect sign .....	9
2.4 Determination to be complied with.....	10
2.5 Register of determinations .....	10
2.6 Amendment or revocation of a determination .....	10
2.7 Activities which may be pursued on specified local government property	10
2.8 Activities which may be prohibited on specified local government property	11
2.9 Sign under repealed local law taken to be determination .....	12
<b>Part 3 - Activities on local government property requiring a licence</b>	<b>12</b>
3.1 Activities requiring a licence.....	12
3.2 Erecting structures or camping.....	14
3.3 Licence required for possession and consumption of liquor.....	15
<b>Part 4 - Behaviour on all local government property.....</b>	<b>15</b>
<b>Division 1 - Prohibited behaviour .....</b>	<b>15</b>

4.1	Behaviour which interferes with others .....	15
4.2	Behaviour detrimental to property .....	15
4.3	Taking or injuring fauna .....	15
4.4	Flora .....	16
4.5	Animals.....	16
4.6	Waste.....	16
4.7	Glass containers .....	17
4.8	Intoxicated persons not to enter local government property.....	17
<b>Division 2 - Signs and powers to give directions .....</b>		<b>17</b>
4.9	Signs .....	17
4.10	Authorised person to be obeyed .....	17
4.11	Refusal of entry and removal.....	18
4.12	Disposal of lost property .....	18
<b>Part 5 - Matters relating to particular local government property .....</b>		<b>18</b>
<b>Division 1 - Functions and closed property.....</b>		<b>18</b>
5.1	No unauthorised entry to function .....	18
5.2	No entry to fenced or closed local government property.....	19
<b>Division 2 - Golf courses.....</b>		<b>19</b>
5.3	Interpretation .....	19
5.4	Observance of special conditions of play .....	19
5.5	Children under the age of 10 years .....	19
<b>Division 3 - Jetties and bridges.....</b>		<b>19</b>
5.6	Interpretation .....	19
5.7	When use of jetty is prohibited .....	20
5.8	Method of mooring boat.....	20
5.9	When boat may remain moored.....	20
5.10	Order for removal of boat .....	20
5.11	Restrictions on launching .....	20
5.12	Limitations on fishing.....	20
<b>Division 4 - Toilet blocks and change rooms .....</b>		<b>21</b>
5.13	Only specified gender to use entry of toilet block or change room 21	
5.14	Use of shower or bath facilities.....	21
<b>Part 6 - Activities in streets .....</b>		<b>21</b>
<b>Division 1 - General .....</b>		<b>21</b>
6.1	General prohibitions .....	21
6.2	Activities allowed with a licence .....	22
6.3	Notice to owner or occupier .....	23
<b>Division 2 - Permissible verge treatments .....</b>		<b>23</b>
6.4	Permissible verge treatments .....	23
6.5	Obligations of owner or occupier.....	24
6.6	Transitional provision .....	25

6.7	Power to carry out public works on verge.....	25
<b>Division 3 - Vehicle crossings.....</b>		<b>25</b>
6.8	Temporary crossings.....	25
6.9	Removal of redundant crossing.....	26
<b>Division 4 - Property numbers .....</b>		<b>26</b>
6.10	Assignment of numbers .....	26
<b>Division 5 - Fencing.....</b>		<b>26</b>
6.11	Public place – Item 4(1) of Division 1, Schedule 3.1 of Act.....	26
<b>Division 6 - Signs erected by the local government.....</b>		<b>27</b>
6.12	Signs.....	27
6.13	Transitional .....	27
<b>Division 7 - Driving on a closed street .....</b>		<b>27</b>
6.14	No driving on closed street.....	27
<b>Division 8 - Notices.....</b>		<b>27</b>
6.15	Notice to redirect or repair sprinkler.....	27
6.16	Notice to remove hazardous plants .....	28
6.17	Notice to remove any thing unlawfully placed on street .....	28
<b>Part 7 – Activities in public places.....</b>		<b>28</b>
<b>Division 1 - General provisions.....</b>		<b>28</b>
7.1	Leaving animal or vehicle in public place .....	28
7.2	Prohibitions relating to animals.....	29
7.3	Shopping trolley to be marked.....	29
7.4	Person not to leave trolley in public place .....	29
7.5	Retailer to remove abandoned trolley .....	29
7.6	Retailer taken to own trolley.....	30
<b>Division 2 - Special event provisions .....</b>		<b>30</b>
7.7	Application .....	30
7.8	Possession and consumption of liquor.....	30
7.9	Large objects .....	30
7.10	Loud stereos.....	30
7.11	Contraventions that can lead to impounding.....	30
<b>Part 8 - Licensing .....</b>		<b>31</b>
<b>Division 1 - Applying for a licence.....</b>		<b>31</b>
8.1	Application for licence .....	31
8.2	Decision on application for licence.....	31
8.3	General restrictions on grant of licence.....	31
8.4	Amendment of licence .....	32
<b>Division 2 - Conditions.....</b>		<b>32</b>
8.5	Examples of conditions.....	32
8.6	Imposing conditions under a policy.....	34
8.7	Compliance with conditions.....	34
<b>Division 3 - Duration of licences .....</b>		<b>34</b>
8.8	Duration of licence .....	34
8.9	Renewal of licence .....	34



8.10	Transfer of licence .....	35
8.11	Suspension of licence .....	35
8.12	Proposed suspension.....	36
8.13	Revocation of suspension .....	36
8.14	Period of suspension.....	36
8.15	Cancellation of licence .....	37
8.16	Surrender of licence .....	37
<b>Division 4 - Responsibilities of licensees and others .....</b>		<b>37</b>
8.17	Production of licence .....	37
8.18	Other responsibilities of licensee .....	37
8.19	Production of licence document for amendment .....	38
8.20	Return of licence document if licence no longer in effect.....	38
8.21	Advertising .....	38
8.22	False or misleading statement.....	38
<b>Part 9 – Objections and review .....</b>		<b>38</b>
9.1	Objection and review rights.....	38
<b>Part 10 – Enforcement .....</b>		<b>38</b>
<b>Division 1 - Notices.....</b>		<b>38</b>
10.1	Definition .....	38
10.2	Damage to Local government property.....	38
10.3	Breach of a licence .....	39
10.4	Notice requirements .....	39
10.5	Local government may undertake requirements of notice.....	39
10.6	Offence to fail to comply with notice .....	40
<b>Division 2 - Offences and penalties.....</b>		<b>40</b>
10.7	Offences and general penalty.....	40
10.8	Prescribed offences.....	40
10.9	Form of notices .....	40
10.10	Evidence of a determination .....	41
<b>SCHEDULE 1 - DETERMINATIONS .....</b>		<b>42</b>
<b>SCHEDULE 2 - PRESCRIBED OFFENCES .....</b>		<b>45</b>

# **Local Government Act 1995**

## **City of South Perth**

### **Public Places and ~~City Local Government~~ Property Local Law 2011**

Under the powers conferred on it by the *Local Government Act 1995* and under all other enabling powers, the Council of the City of South Perth resolved on [**add day and month**] 2011 to make this local law.

#### **Part 1 - Preliminary**

##### **1.1 Title**

This is the *City of South Perth Public Places and ~~City Local Government~~ Local Government Property Local Law 2011*.

##### **1.2 Commencement**

This local law comes into operation 14 days after the date of its publication in the *Government Gazette*.

##### **1.3 Application**

This local law applies throughout the district.

##### **1.4 Repeal and transitional provisions**

- (1) The following local laws are repealed –
  - (a) *By-Law No 21 – Streets and Footways*, published in the *Government Gazette* on 5 February 1958;
  - (b) *By-Law Relating to Hawkers, Stallholders and Trading in Public Places No 11*, published in the *Government Gazette* on 2 August 1991;
  - (c) *City of South Perth ~~By-Law Relating to~~ Street Lawns and Gardens By-Law ~~No 10~~*, published in the *Government Gazette* on 8 November 1996.
  - (d) *Public Property Local Law ~~No 2~~ 1998*, published in the *Government Gazette* on 20 November 1998;
  - (e) ~~*Local Law Relating to Reserve 10250 (Royal Perth Golf Course Local Law 1998)*~~, published in the *Government Gazette* on 18 December 1998;
  - (f) ~~*Local Law Relating to Collier Park Golf Course Local Law 1999*~~, published in the *Government Gazette* on 5 July 1999;
  - (g) *City of South Perth ~~Local Law Relating to~~ Alfresco Dining Local Law*, published in the *Government Gazette* on 20 June 2003; and

- (h) *City of South Perth Special Events Local Law 2005*, published in the *Government Gazette* on 17 December 2004.
- (2) An application for, or the renewal of, a licence, permit or other authorisation made under a repealed local law that has not been finally determined ~~immediately~~ before the commencement day is to be dealt with and determined as if it were an application ~~for a licence or a renewal of licence~~ under this local law.
- (3) A licence, permit or other authorisation under a repealed local law that is in force ~~immediately~~ before the commencement day is to be regarded on and after that day as a licence under this local law and may be dealt with accordingly.

## 1.5 Definitions

In this local law -

**Act** means the *Local Government Act 1995*;

**applicant** means a person who applies for a licence;

**application** means an application for a licence;

**application fee** means the fee payable on the lodgement of an application for a licence and which relates to the lodgement, assessment and determination of the application but does not include the licence fee;

**authorised person** means a person ~~authorised~~ appointed by the ~~City~~ local government under section 9.10 of the Act to perform any of the functions of an authorised person under this local law;

**boat** means any ship, vessel or structure capable of being used in navigation by water, however propelled or moved, and includes a jet ski;

**building** means any building which is ~~City~~ local government property and includes ~~any~~ any –

- (a) hall or room;
- (b) corridor, stairway or annexe of any hall or room; and
- (c) jetty;

**bulk rubbish container** means a bin or container designed or used for holding a substantial quantity of rubbish and which is unlikely to be lifted without mechanical assistance, but does not include a bin or container used in connection with the ~~City~~ local government's regular domestic rubbish collection service;

**CEO** means the chief executive officer of the local government;

~~“City” means the City of South Perth~~

~~“City local government property”~~ means anything except a street –

- (a) which belongs to the ~~City~~ local government;

- (b) of which the **City local government** is the management body under the *Land Administration Act 1997*; or
- (c) which is an otherwise unvested facility within section 3.53 of the Act;

**commencement day** means the day on which this local law comes into operation;

**Council** means the council of the **City local government**;

**determination** means a determination made under clause 2.1;

**district** means the district of the **City local government** and includes any area placed under the jurisdiction of the **City local government** under section 22 of the Health Act;

**eating house** means premises which are registered as an eating house under the Health Act or which are the subject of a hotel licence, a special facility licence or a restaurant licence under the Liquor Control Act;

**entertain** means conduct any form of theatrical, artistic, musical, audio or visual performance and includes busk;

**food** has the meaning given by ~~clause 4.6~~ the *Food Act 2008* ;

**function** means an event or activity characterised by all or any of the following –

- (a) formal organisation and preparation;
- (b) its occurrence is generally advertised or notified in writing to particular persons;
- (c) organisation by or on behalf of a club;
- (d) payment of a fee to attend it; and
- (e) systematic recurrence in relation to the day, time and place;

**garden** means any part of a thoroughfare planted, developed or treated, otherwise than as a lawn, with one or more plants;

**Health Act** means the *Health Act 1911*;

**hire** includes offer to hire and expose for hire;

**intersection** has the meaning given to it in the *Road Traffic Code 2000*;

**kerb** includes the edge of a carriageway;

**large object** includes -

- (a) a lounge chair, couch bed or mattress;
- (b) a spa, swimming pool or wading pool;
- (c) a refrigerator;

- (d) an esky or box with any dimension greater than 1 metre;
- (e) a table with any dimension greater than 1.2 metres; and
- (f) any other object with any dimension greater than 1.5 metres but excluding shade structures (such as beach umbrellas or beach tents) with no dimension greater than 2.5 metres;

***lawn*** means any part of a thoroughfare which is planted only with grass, or with a similar plant, but will include any other plant provided that it has been planted by the local government;

***licence*** means a licence under this local law;

***licence fee*** means the fee payable on the issue of a licence;

***licence document*** means a licence document issued under this local law;

***licensed premises*** has the same meaning as is given to it in section 3 of the Liquor Control Act;

***licensee*** means a person who holds a licence;

***liquor*** has the meaning given to it in section 3 of the Liquor Control Act ;

***Liquor Control Act*** means the *Liquor Control Act 1988*;

***local government*** means the City of South Perth;

***lot*** has the meaning given to it in the *Planning and Development Act 2005*;

***loud stereo*** means electronic sound equipment with -

- (a) any speaker that, when amplified, has a sound output of greater than 40 watts root mean square; or
- (b) any combination of speakers that, when amplified, have a total sound output of greater than 60 watts root mean square;

***manager*** means the person for the time being employed or engaged by the local government to control and manage a facility which is local government property, and includes the person's assistant or deputy;

***market*** means a collection of stalls, stands or displays erected for the purpose of selling or hiring goods or services or carrying out any other transaction;

***nuisance*** means any activity, thing, condition, circumstance or state of affairs caused or contributed to by a person which –

- (a) is injurious or dangerous to the health of another person of normal susceptibility; or
- (b) which has a disturbing effect on the state of reasonable physical, mental or social well being of another person;

***owner or occupier***, in relation to land, does not include the local government;

**penalty unit** has the meaning given to it in clauses 4 and 5 of the *City of South Perth Local Law Relating to Penalty Units*;

**permissible verge treatment** means any one of the 4 treatments described in clause 6.4(2), and includes any reticulation pipes and sprinklers;

**person** does not include the local government;

**private property** means any land that has a separate certificate of title, which is in private ownership or is the subject of a lease or agreement with a person enabling its use for private purposes and includes any building or structure on the property;

**proprietor** –

- (a) includes the owner, the occupier and any person having the management or control of any eating house; or
- (b) the holder of a licence granted under the Liquor Control Act where the premises in question is the subject of a hotel licence, a limited hotel licence, special facility licence or a restaurant licence granted under that Act;

**public place** means –

- (a) a street;
- (b) any local government property; or
- (c) a place to which the public have access;

**Regulations** means the *Local Government (Functions and General) Regulations 1996*~~repealed local law~~ means a local law repealed under clause 1.4;

**retailer** means a proprietor of a shop in respect of which shopping trolleys are provided for the use of customers of the shop; and

**sell** includes –

- (a) offer or attempt to sell;
- (b) display for sale;
- (c) send, forward or deliver for sale or on sale;
- (d) barter or exchange;
- (e) dispose, by lot or chance or by auction;
- (f) supply, or offer, agree or attempt to supply –
  - (i) in circumstances which the supplier derives or would be likely to derive a direct or indirect pecuniary benefit; or

- (ii) gratuitously, but with a view to gaining or maintaining custom or other commercial advantage; or
- (g) authorise, direct, cause or permit to be done any act referred to in this definition;

**shopping trolley** means a wheeled container or receptacle supplied by a retailer to enable a person to transport goods;

**sign** includes a notice, flag, mark, structure or device approved by the local government on which may be shown words, numbers, expressions or symbols;

**special event day** means, in relation to –

- (a) the day specified as, or appointed to be, Australia Day under the *Public and Bank Holidays Act 1972*; or
- (b) a day declared by a resolution of the Council and the subject of local public notice under section 1.7 of the Act to be a special event day,

a period commencing at 6.00am on that day and ending at 6.00pm on the following day;

**special event location**, in relation to a particular special event, means a place that is within –

- (a) the area occupied by the Wards of Civic and Mill Point in the City of South Perth which area is bounded by and includes South Terrace to the south, Canning Highway to the east, and the Swan River foreshore to the west and north; and
- (b) such part of the area described in paragraph (a) that is declared by a resolution of the Council to be a special event location and is the subject of local public notice under section 1.7 of the Act;

**stall** means a movable or temporarily fixed structure, stand or table in, on or from which goods or services are sold and includes a vehicle;

**street** means any highway, thoroughfare or land used for vehicular or pedestrian traffic, and includes all the land lying between property lines, including the verge and footpath;

**street tree** any tree planted or self sown in the street, of an appropriate species and in an appropriate location, for the purposes of contributing to the streetscape;

**trading** means selling or hiring goods or services and includes the setting up of a stall and conducting business at a stall;

~~“Unclaimed Property Register” means the register kept by an attendant of any unclaimed belongings under clause 5.15 5 of this local law~~

**vehicle** includes –

- (a) every conveyance and every object capable of being propelled or drawn on wheels, tracks or otherwise; and

(b) an animal being ridden or driven,

but excludes –

(c) a wheel-chair or any device designed for use, by a physically impaired person on a footpath; and

(d) a pram, stroller or similar device.

**verge** means that part of a street between the carriageway and the land which abuts the street, but does not include any footpath; and

**waste** includes matter –

(a) whether liquid, solid, gaseous or radioactive and whether useful or useless, which is discharged into the environment; or

(b) prescribed by regulations under the *Waste Avoidance and Resource Recovery Act 2007* to be waste.

#### ~~1.6 Meaning of “food”~~

~~(1) In this local law, “food” includes –~~

~~(a) any substance or thing of a kind used, or represented as being used, for human consumption (whether it is live, raw, prepared or partly prepared);~~

~~(b) any substance or thing of a kind used, or represented as being for use, as an ingredient or additive in a substance or thing referred to in paragraph (a);~~

~~(c) any substance used in preparing a substance or thing referred to in paragraph (a) (other than a substance used in preparing a living thing) if it comes into direct contact with the substance or thing referred to in that paragraph, such as a processing aid;~~

~~(d) chewing gum or an ingredient or additive in chewing gum, or any substance used in preparing chewing gum; and~~

~~(e) any substance or thing declared to be a food under a declaration in force under the Food Standards Australia New Zealand Act 1991 (Commonwealth), section 6;~~

~~whether or not the substance, thing or chewing gum is in a condition fit for human consumption.~~

~~(2) To avoid doubt, “food” may include live plants and animals.~~

#### **1.6 Interpretation**

In this local law, a reference to ~~City~~ local government property includes a reference to any part of ~~City~~ local government property.



## 1.7 Overriding power to hire and agree

Despite anything to the contrary in this local law, the CEO or an authorised person, on behalf of the ~~City-local government~~, may –

- (a) hire ~~City-local government~~ property to any person; or
- (b) enter into an agreement with any person regarding the use of any ~~City-local government~~ property.

## 1.8 Agreement for building

Where a person applies for a licence to erect a building on ~~City-local government~~ property an authorised person, on behalf of the ~~City-local government~~, may enter into an agreement with the licensee in respect of the ownership of the materials in the building.

## Part 2 - Determinations in respect of ~~City-local government~~ property

### 2.1 Determinations as to use of ~~City-local government~~ property

- (1) The ~~City-local government~~ may make a determination in accordance with clause 2.2 –
  - (a) setting aside specified ~~City-local government~~ property for the pursuit of all or any of the activities referred to in clause 2.7;
  - (b) prohibiting a person from pursuing all or any of the activities referred to in clause 2.8 on specified ~~City-local government~~ property;
  - (c) as to the matters in clauses 2.7(2) and 2.8(2); and
  - (d) as to any matter ancillary or necessary to give effect to a determination.
- (2) The determinations in Schedule 1 –
  - (a) are to be taken to have been made in accordance with clause 2.2;
  - (b) may be amended or revoked in accordance with clause 2.6; and
  - (c) have effect on the commencement day.

### 2.2 Procedure for making a determination

- (1) The CEO or an authorised person is to give local public notice of the ~~Council's-local government's~~ intention to make a determination.
- (2) The local public notice referred to in subclause (1) is to state that –
  - (a) the ~~City-local government~~ intends to make a determination, the purpose and effect of which is summarised in the notice;

- (b) a copy of the proposed determination may be inspected and obtained from the offices of the ~~City~~ local government; and
  - (c) submissions in writing about the proposed determination may be lodged with the ~~City~~ local government within 21 days after the date of publication.
- (3) If no submissions are received in accordance with subclause (2)(c), the ~~Council~~ local government is to decide –
- (a) to give local public notice that the proposed determination has effect as a determination on and from the date of publication;
  - (b) to amend the proposed determination, in which case subclause (5) is to apply; or
  - (c) not to continue with the proposed determination.
- (4) If submissions are received in accordance with subclause (2)(c), the ~~Council~~ local government –
- (a) is to consider those submissions; and
  - (b) is to decide –
    - (i) whether or not to amend the proposed determination; or;
    - (ii) whether or not to continue with the proposed determination.
- (5) If the ~~Council~~ local government decides to amend the proposed determination, it is to give local public notice –
- (a) of the effect of the amendments; and
  - (b) that the proposed determination has effect as a determination on and from the date of publication.
- (6) If the ~~Council~~ local government decides not to amend the proposed determination, it is to give local public notice that the proposed determination has effect as a determination on and from the date of publication.
- (7) A proposed determination is to have effect as a determination on and from the date of publication of the local public notice referred to in subclauses (3), (5) and (6).
- ~~(8) A decision under subclause (3) or (4) is not to be delegated by the Council.~~

### 2.3 Discretion to erect sign

The ~~City~~ local government may erect a sign on ~~City~~ local government property to give notice of the effect of a determination which applies to that property.

## 2.4 Determination to be complied with

A person must comply with a determination.

## 2.5 Register of determinations

- (1) The ~~City~~ local government is to keep a register of determinations made under clause 2.1, and of any amendments to or revocations of determinations made under clause 2.6.
- (2) Sections 5.94 and 5.95 of the Act apply to the register referred to in subclause (1) and for that purpose the register is to be taken to be information within section 5.94(u)(i) of the Act.

## 2.6 Amendment or revocation of a determination

- (1) The ~~Council~~ local government may amend or revoke a determination.
- (2) The provisions of clause 2.2 are to apply to an amendment of a determination as if the amendment were a proposed determination.
- (3) If the ~~Council~~ local government revokes a determination it is to give local public notice of the revocation and the determination is to cease to have effect on the date of publication.

## 2.7 Activities which may be pursued on specified ~~City~~ local government property

- (1) A determination may provide that specified ~~City~~ local government property is set aside as an area on which a person may –
  - (a) take, ride or drive a vehicle, or a particular class of vehicle;
  - (b) fly or use a motorised model aeroplane;
  - (c) use a children's playground provided that the person is under an age specified in the determination, but the determination is not to apply to a person having the charge of a person under the specified age;
  - (d) launch, beach or leave a boat;
  - (e) take or use a boat, or a particular class of boat;
  - (f) play or practise –
    - (i) golf or archery;
    - (ii) pistol or rifle shooting, but subject to the compliance of that person with the *Firearms Act 1973*; or
    - (iii) a similar activity, specified in the determination, involving the use of a projectile which, in the opinion of the ~~City~~ local government may cause injury or damage to a person or property;

- (g) ride a bicycle, a skateboard, rollerblades, a sandboard or a similar device.
- (2) A determination may specify the extent to which and the manner in which an activity referred to in subclause (1) may be pursued and in particular –
- (a) the days and times during which the activity may be pursued;
  - (b) that an activity may be pursued on a class of ~~City-local government~~ property, specified ~~City-local government~~ property or all ~~City-local government~~ property;
  - (c) that an activity is to be taken to be prohibited on all ~~City-local government~~ property other than that specified in the determination;
  - (d) may limit the activity to a class of vehicles, equipment or things, or may extend it to all vehicles, equipment or things;
  - (e) may specify that the activity can be pursued by a class of persons or all persons; and
  - (f) may distinguish between different classes of the activity.

**2.8 Activities which may be prohibited on specified ~~City-local government~~ property**

- (1) A determination may provide that a person is prohibited from pursuing all or any of the following activities on specified ~~City-local government~~ property –
- (a) riding a bicycle, a skateboard, rollerblades, a sandboard or a similar device;
  - (b) taking, riding or driving a vehicle on the property or a particular class of vehicle;
  - (c) riding or driving a vehicle of a particular class or any vehicle above a specified speed;
  - (d) taking or using a boat ,or a particular class of boat;
  - (e) the playing or practice of –
    - (i) golf, archery, pistol shooting or rifle shooting; or
    - (ii) a similar activity, specified in the determination, involving the use of a projectile which, in the opinion of the ~~City-local government~~ may cause injury or damage to a person or property;
  - (f) the playing or practice of any ball game which may cause detriment to the property or any fauna on the property; and
  - (g) the traversing of land which in the opinion of the ~~City-local government~~ has environmental value warranting such

protection, either absolutely or except by paths provided for that purpose.

- (2) A determination may specify the extent to which and the manner in which a person is prohibited from pursuing an activity referred to in subclause (1) and, in particular –
- (a) the days and times during which the activity is prohibited;
  - (b) that an activity is prohibited on a class of ~~City~~-local government property, specified ~~City~~-Local government property or all ~~City~~-local government property;
  - (c) that an activity is prohibited in respect of a class of vehicles, equipment or things, or all vehicles, equipment or things;
  - (d) that an activity is prohibited in respect of a class of persons or all persons; and
  - (e) may distinguish between different classes of the activity.

- (3) In this clause –

**premises** means a building, stadium or similar structure which is ~~City~~ local government property, but not an open space such as a park or a playing field.

*Note: smoking on ~~City~~-local government property, and in other places, is regulated by the Tobacco Products Control Regulations 2006.*

## 2.9 Sign under repealed local law taken to be determination

- (1) Where a sign erected on ~~City~~-local government property has been erected under a repealed local law, then it is to be taken to be and have effect as a determination on and from the commencement day, except to the extent that the sign is inconsistent with any provision of this local law or any determination made under clause 2.1.
- (2) Clause 2.5 does not apply to a sign referred to in subclause (1).

## Part 3 - Activities on ~~City~~-local government property requiring a licence

### 3.1 Activities requiring a licence

- (1) A person must not without a licence –
- (a) subject to subclause (3) hire ~~City~~-local government property;
  - (b) advertise anything by any means on ~~City~~-local government property;
  - (c) erect, on ~~City~~-local government property a structure for public amusement or for any performance, whether for gain or otherwise;
  - (d) teach, coach or train, for profit, any person in any facility which is ~~City~~-local government property;

- (e) plant any plant or sow any seeds on ~~City-local government~~ property;
- (f) carry on any trading on ~~City-local government~~ property unless the trading is conducted –
  - (i) with the consent of a person who holds a licence to conduct a function, and where the trading is carried on under and in accordance with the licence; or
  - (ii) by a person who has a licence or permit to carry on trading on ~~City-local government~~ property under any written law;
- (g) conduct or set up a market on ~~City-local government~~ property;
- (h) unless an employee of the ~~City-local government~~ in the course of her or his duties or on an area set aside for that purpose –
  - (i) drive or ride or take any vehicle on to ~~City-local government~~ property; or
  - (ii) park or stop any vehicle on ~~City-local government~~ property;
- (i) conduct a function on ~~City-local government~~ property ;
- (j) charge any person for entry to ~~City-local government~~ property, unless the charge is for entry to land or a building hired by a voluntary non-profit organisation;
- (k) light a fire on ~~City-local government~~ property except in a facility provided for that purpose;
- (l) parachute, hang glide, abseil or base jump from or on to ~~City local government~~ property;
- (m) erect a building or a refuelling site on ~~City-local government~~ property;
- (n) make any excavation on or erect or remove any fence on ~~City local government~~ property;
- (o) erect or install any structure above or below ground, which is ~~City-local government~~ property, for the purpose of supplying any water, power, sewer, communication, television or similar service to a person;
- (p) conduct or take part in any gambling game or contest or bet, or offer to bet, publicly;
- (q) erect, install, operate or use any broadcasting, public address system, loudspeaker or other device for the amplification of sound on ~~City-local government~~ property; or

- (r) conduct an entertainment event on ~~City-local~~ government property.
- (2) The CEO or an authorised person may exempt a person from compliance with subclause (1) on the application of that person.
- (3) The CEO or an authorised person may exempt specified ~~City-local~~ government property or a class of ~~City-local~~ government property from the application of subclause (1)(a).

### 3.2 Erecting structures or camping

- (1) In this clause –
  - facility** has the same meaning as is given to it in section 5(1) of the *Caravan Parks and Camping Grounds Act 1995*.
- (2) This clause does not apply to a facility operated by the ~~City-local~~ government.
- (3) A person must not without a licence –
  - (a) camp on, lodge at or occupy any structure at night for the purpose of sleeping on ~~City-local~~ government property;
  - (b) erect, on ~~City-local~~ government property, any tent, camp, hut or similar structure; or
  - (c) erect, on ~~City-local~~ government property that is not enclosed, an umbrella or temporary shade structure unless –
    - (i) it is erected for protection from the sun or other elements;
    - (ii) it has an area of no more than 6 square metres;
    - (iii) it has a height of no less than 2.5 metres;
    - (iv) it is removed by that person –
      - (I) immediately on leaving that ~~City-local~~ government property; and
      - (II) during daylight on the same day on which it was erected;
    - (v) it is for a private use.
- (4) The maximum period for which the CEO or an authorised person may approve an application for a licence in respect of paragraph (a) or (b) of subclause (3) is that provided in regulation 11(2)(a) of the *Caravan Parks and Camping Grounds Regulations 1997*.

### 3.3 Licence required for possession and consumption of liquor

- (1) A person, on ~~City-local government~~ property, must not consume any liquor or have in her or his possession or under her or his control any liquor, unless –
  - (a) that is permitted under the *Liquor Control Act*; and
  - (b) a licence has been obtained for that purpose.
- (2) Subclause (1) does not apply where the liquor is in a sealed container.

## Part 4 - Behaviour on all ~~City-local government~~ property

### *Division 1 - Prohibited behaviour*

#### 4.1 Behaviour which interferes with others

A person must not, in or on any ~~City-local government~~ property, behave in a manner which –

- (a) is likely to interfere with the enjoyment of a person who might use the property or who might otherwise lawfully be on the property; or
- (b) interferes with the enjoyment of a person using, or otherwise lawfully on, the property.

#### 4.2 Behaviour detrimental to property

(1) A person must not behave in or on ~~City-local government~~ property in a way which is or might be detrimental to the property.

(2) In subclause (1) –

***detrimental to the property*** includes –

- (a) removing any thing from the ~~City-local government~~ property including a rock, a plant or a seat provided for the use of any person; and
- (b) destroying, defacing or damaging any thing on the ~~City-local government~~ property, including a plant, a seat provided for the use of any person or a building.

#### 4.3 Taking or injuring fauna

(1) A person must not, take, injure or kill or attempt to take, injure or kill any fauna which is on or above any ~~City-local government~~ property, unless that person is authorized under a written law to do so.

(2) In this clause –

***animal*** means any living thing that is not a human being, fly or plant; and



**fauna** means any animal indigenous to or which periodically migrates to any State or Territory of the Commonwealth or the territorial waters of the Commonwealth and includes in relation to any such animal –

- (a) any class of animal or individual member;
- (b) the eggs or larvae; or
- (c) the carcass, skin, plumage or fur unless it has been shed or discarded by the fauna in a normal or natural manner.

#### 4.4 Flora

- (1) Unless authorised to do so under a written law or with the written approval of the CEO or an authorised person, a person must not –
  - (a) remove, damage or interfere with any flora that is on or above any ~~City-local government~~ property; or
  - (b) plant or deposit any flora on ~~City-local government~~ property.

- (2) In this clause –

**flora** means all vascular plants, seeds and other flora, whether living or dead.

#### 4.5 Animals

- (1) A person must not –
  - (a) tether any animal to a tree, shrub, tree guard, wall or fence; or
  - (b) permit any animal to enter upon or into any ~~City-local government~~ property,unless authorised by a licence.
- (2) In this clause, ‘animal’ does not include a dog.

#### 4.6 Waste

A person must not deposit or discard waste on ~~City-local government~~ property except –

- (a) in a place or receptacle set aside by the CEO or an authorised person for that purpose and subject to any conditions that may be specified on the receptacle or a sign, such as a condition in relation to the type of waste that may be deposited; or
- (b) at the Collier Park Waste Transfer Station, and subject to directions issued from time to time by the CEO or an authorised person for the orderly and proper use of those waste facilities in relation to –
  - (i) hours of business;

- (ii) separation of waste into designated receptacles;
- (iii) prohibition of the deposit of certain types of refuse or waste; and
- (iv) conduct of persons, including persons in charge of vehicles, while on the site.

#### **4.7 Glass containers**

Unless authorised by a licence or by the CEO or an authorised person, a person must not take a glass container –

- (a) on to a children’s playground; or
- (b) within any area of **City-local government** property as indicated by a sign.

#### **4.8 Intoxicated persons not to enter **City-local government** property**

A person must not enter or remain on **City-local government** property while under the influence of liquor or a prohibited drug.

### ***Division 2 - Signs and powers to give directions***

#### **4.9 Signs**

- (1) The CEO or an authorised person may erect a sign on **City-local government** property –
  - (a) specifying any conditions of use which apply to that property; and
  - (b) for any other purpose relevant to this local law, including giving notice of a breach of clause 4.4 and substituting a sign for flora that has been removed, damaged or interfered with contrary to clause 4.4.
- (2) A person must comply with a sign erected under subclause (1).
- (3) A condition of use specified on a sign erected under subclause (1) is –
  - (a) not to be inconsistent with any provision of this local law or any determination; and
  - (b) to be for the purpose of giving notice of the effect of a provision of this local law.

#### **4.10 Authorised person to be obeyed**

A person on **City-local government** property must obey any lawful direction of the CEO or an authorised person and must not in any way obstruct or hinder the CEO or an authorised person in the execution of her or his duties.

#### 4.11 Refusal of entry and removal

- (1) If the CEO or an authorised person considers that a person has behaved in a manner contrary to the provisions of this Part or reasonably suspects that a person has contravened a provision of a written law, the CEO or authorised person may –
  - (a) refuse to allow that person to enter ~~City-local government~~ property; and
  - (b) if the person is on ~~City-local government~~ property, direct the person to leave the ~~City-local government~~ property.
- (2) A person who has been refused entry or who has been directed to leave under subclause (1) must immediately leave the ~~City-local government~~ property quickly and peaceably.
- (3) If a person fails to comply with subclause (2), the CEO or an authorised person may remove the person, or arrange for the person to be removed, from the ~~City-local government~~ property.

#### 4.12 Disposal of lost property

An article left on any ~~City-local government~~ property, and not claimed within a period of 3 months, may be disposed of by the CEO or an authorised person -

- (a) if the value of the property reasonably exceeds the amount prescribed by regulation 30(3) of the *Local Government (Functions and General) Regulations* 1996, using the process under section 3.58 of the *Act* for the sale of the article as if it was property referred to in that section;
- (b) if the article is of a negligible or little value or likely to be of no interest to a not for profit body, in any manner he or she thinks fit; or.
- (c) in any other case, by donation to a not for profit body incorporated under the *Associations Incorporations Act* 1987.

### Part 5 - Matters relating to particular ~~City-local government~~ property

#### *Division 1 - Functions and closed property*

#### 5.1 No unauthorised entry to function

- (1) A person must not enter ~~City-local government~~ property on such days or during such times as the property may be set aside for a function for which a charge for admission is authorised, except –
  - (a) through the proper entrance for that purpose; and
  - (b) on payment of the fee chargeable for admission at the time.
- (2) The CEO or an authorised person may exempt a person from compliance with subclause (1)(b).

## 5.2 No entry to fenced or closed ~~City~~-local government property

A person must not enter ~~City~~-local government property which has been fenced off or closed to the public by a sign or otherwise, unless that person is authorised to do so by the CEO or an authorised person.

### *Division 2 - Golf courses*

## 5.3 Interpretation

In this Division –

**controller** means an authorised person who has been appointed to direct, control and manage a golf course;

**golf course** means that portion of a ~~City~~-local government property which is laid out as a golf course and includes –

- (a) all tees, fairways, greens, practice tees, practice fairways, practice greens and any driving range; and
- (b) all buildings, structures, fittings, fixtures and equipment on that property.

*Note: under these definitions, the provisions of this Division apply to a 'golf course' on ~~City~~-local government property, whether operated by the ~~City~~-Local government or, for example, by a contractor or lessee.*

## 5.4 Observance of special conditions of play

While on a golf course, a player must –

- (a) observe and comply with a direction of the controller in respect of any special conditions of play;
- (b) observe and comply with a requirement of any notice erected to direct or control play; and
- (c) not be accompanied by a non playing person without the permission of the controller or an authorised person.

## 5.5 Children under the age of 10 years

A person under the age of 10 years must not enter, play or practise on a golf course unless accompanied by a person of 18 years or older.

### *Division 3 - Jetties and bridges*

## 5.6 Interpretation

(1) In this Division –

**jetty** means any jetty, pier, wharf or landing place which is ~~City~~-local government property.

(2) This Division applies only to bridges and jetties which are ~~City~~-local government property.

### **5.7 When use of jetty is prohibited**

A person must not, without a licence or without first obtaining the consent of the local government, land at, use or go on any part of a jetty which is -

- (a) under construction or repair; or
- (b) closed.

### **5.8 Method of mooring boat**

A person in control of a boat must not moor or make fast the boat to a jetty, or to any part of the jetty, except to such mooring piles, ring bolts or other fastenings as are provided.

### **5.9 When boat may remain moored**

A person in control of a boat must not moor or make fast the boat to a jetty unless –

- (a) the boat is in distress and then only to effect the minimum repairs necessary to enable the boat to be moved elsewhere;
- (b) the embarking or disembarking of passengers is in progress, and then not for a consecutive period exceeding 2 hours without a licence; or
- (c) where the boat is used at that time for commercial purposes, the person has a licence to do so.

### **5.10 Order for removal of boat**

Despite anything to the contrary in this Division, a person in control of a boat moored or fastened to or alongside a jetty must remove it immediately after being directed to do so by the CEO or an authorised person.

### **5.11 Restrictions on launching**

A person must not, without a licence, launch a boat from or over any jetty (other than a boat ramp).

### **5.12 Limitations on fishing**

A person must not -

- (a) fish from a jetty or a bridge so as to obstruct or interfere with the free movement of a boat approaching or leaving the jetty or the bridge or so as to unreasonably interfere with the use of the jetty or the bridge by any other person; or
- (b) hang or spread a fishing net from, on or over any part of a jetty or a bridge.

#### ***Division 4 - Toilet blocks and change rooms***

##### **5.13 Only specified gender to use entry of toilet block or change room**

- (1) Where a sign on a toilet block or change room specifies that a particular entry of the toilet block or change room is to be used by –
  - (a) females - then a person of the male gender must not use that entry of the toilet block or change room;
  - (b) males - then a person of the female gender must not use that entry of the toilet block or change room; or
  - (c) families - then, where the toilet block or change room is being used by a family, only an immediate member of that family may use that entry of the toilet block or change room.
- (2) Paragraphs (a) and (b) of subclause (1) do not apply to a child, when accompanied by a parent, guardian or caregiver, where the child is –
  - (a) under the age of 8 years; or
  - (b) otherwise permitted by an authorised person to use the relevant entry.

##### **5.14 Use of shower or bath facilities**

A person may use a shower or bath facility in changerooms only on conditions that –

- (a) the facilities must be used by the person only for the purpose of cleansing, bathing and washing themselves;
- (b) the facilities must not be used for the purpose of laundering of clothing or washing of other articles.

### **Part 6 - Activities in streets**

#### ***Division 1 - General***

##### **6.1 General prohibitions**

A person must not –

- (a) plant, or allow to remain, in a street a plant that is or may become a sightline hazard;
- (b) damage a lawn or a garden, or remove any plant or part of a plant from a lawn or a garden, in a street unless –
  - (i) the person is the owner or the occupier of the lot abutting that portion of the street and the lawn or the garden or the particular plant has not been installed or planted by the ~~City~~ local government ; or
  - (ii) the person is acting under the authority of a written law;

- (c) damage, or remove a street tree, or part of a street tree, irrespective of whether it was planted by the owner or occupier of the lot abutting the street or by the **City-local government** , unless –
  - (i) the damage to, or removal of, the street tree is authorised by the CEO or an authorised person in writing; or
  - (ii) the person is acting under authority of written law;
- (d) place, or allow to be placed or remain, on a street any thing (except water) that –
  - (i) obstructs the street; or
  - (ii) results in a hazard for any person using the street;
- (e) unless at the direction of the CEO or an authorised person, damage, remove or interfere with any part of a street, or any structure erected on a street, by the **City-local government** or a person acting under the authority of a written law;
- (f) play or participate in any game or sport so as to cause danger to any person or thing or impede the movement of vehicles or persons on a street; or
- (g) within a mall, arcade or veranda of a shopping centre, ride any bicycle, skateboard, roller-blades or similar device.

## **6.2 Activities allowed with a licence**

- (1) A person must not, without a licence –
  - (a) dig or otherwise create a trench through or under a kerb or footpath;
  - (b) throw, place or deposit any thing on a verge except for removal by the **City-local government** under a bulk rubbish collection, and then only in accordance with the terms and conditions and during the period of time advertised in connection with that collection by the **City-local government**;
  - (c) cause any obstruction to a vehicle or a person using a street as a street;
  - (d) cause any obstruction to a water channel or a water course in a street;
  - (e) throw, place or drain offensive, noxious or dangerous fluid onto a street;
  - (f) damage a street;
  - (g) fell or damage any street tree;
  - (h) fell any tree onto a street;

- (i) light any fire or burn any thing on a street other than in a stove or fireplace provided for that purpose;
  - (j) unless installing, or in order to maintain, a permissible verge treatment –
    - (i) lay pipes under or provide taps on any verge; or
    - (ii) place or install, on any part of a thoroughfare, any thing such as gravel, stone, flagstone, cement, concrete slabs, blocks, bricks, pebbles, plastic sheeting, kerbing, wood chips, bark or sawdust;
  - (k) provide, erect, install or use in or on any building, structure or land abutting on a street any hoist or other thing for use over the street;
  - (l) on a street use anything or do anything so as to create a nuisance;
  - (m) place or cause to be placed on a street a bulk rubbish container;
  - (n) interfere with the soil of, or anything in, a thoroughfare or take anything from a street;
  - (o) carry on any trading on a street;
  - (p) conduct or set up a market on a street; or
  - (q) conduct an entertainment event on a street.
- (2) The CEO or an authorised person may exempt a person from compliance with subclause (1) on the application of that person.

### **6.3 Notice to owner or occupier**

The CEO or an authorised person may give a notice in writing to the owner or the occupier of a lot abutting on a verge to make good, within the time specified in the notice, any breach of a provision of this Part.

#### ***Division 2 - Permissible verge treatments***

### **6.4 Permissible verge treatments**

- (1) An owner or occupier of land which abuts on a verge may, on that part of the verge directly in front of her or his land, install a permissible verge treatment.
- (2) A permissible verge treatment is–
  - (a) the planting and maintenance of a lawn;
  - (b) the planting and maintenance of a garden provided that –
    - (i) clear sight visibility is maintained at all times for a person using the abutting street in the vicinity of an



intersection or bend in the street or using a driveway on land adjacent to the street for access to or from the street;

- (ii) where there is no footpath, a pedestrian has safe and clear access of a minimum width of 2m along that part of the verge immediately adjacent to the kerb;
  - (iii) it does not include a wall or built structure; and
  - (iv) it is not of a thorny, poisonous or hazardous nature; and
- (c) the installation of an acceptable material.
- (3) In this clause **acceptable material** means any material which would create a hard surface, and which has been approved by the ~~City~~-local government.
- (4) A person must not install or maintain a verge treatment which is not a permissible verge treatment.
- (5) The owner and occupier of the lot abutting a verge treatment referred to in subclause (1) are each to be taken to have installed and maintained that verge treatment for the purposes of this clause and clause 6.5.

## 6.5 Obligations of owner or occupier

An owner or occupier who installs or maintains a permissible verge treatment must –

- (a) keep the permissible verge treatment in a good and tidy condition and ensure, where the verge treatment is a garden or lawn, that a footpath on the verge and a carriageway adjoining the verge is not obstructed by the verge treatment;
- (b) ensure that clear sight visibility is maintained at all times for a person using the abutting thoroughfare in the vicinity of an intersection or bend in a thoroughfare, or using a driveway on land adjacent to the thoroughfare for access to or from the thoroughfare;
- (c) not place any obstruction on or around the verge treatment;
- (d) not disturb a footpath on the verge;
- (e) ensure that the verge treatment does not damage or obstruct a drain, manhole, galley, inspection pit, channel, kerb or tree planted by the ~~City~~-local government; and
- (f) ensure that any sprinklers or pipes installed to irrigate a verge treatment –
  - (i) do not protrude above the level of the lawn or verge treatment when not in use;

(ii) are not used at such times so as to cause unreasonable inconvenience to pedestrians or other persons; and

(iii) do not otherwise present a hazard to pedestrians or other persons.

## 6.6 Transitional provision

(1) In this clause –

**former provisions** means the provisions of the repealed local laws which permitted certain types of verge treatments, whether with or without the consent of the **City-local government**.

(2) A verge treatment which –

(a) was installed prior to the commencement day; and

(b) on the commencement day is a type of verge treatment which was permitted under and complied with the former provisions,

is to be taken to be a permissible verge treatment for so long as the verge treatment remains of the same type and continues to comply with the former provisions.

## 6.7 Power to carry out public works on verge

Where the **City-local government** or an authority empowered to do so under a written law disturbs a verge, the **City-local government** or the authority –

(a) is not liable to compensate any person for that disturbance;

(b) may backfill with sand, if necessary, any garden or lawn; and

(c) is not liable to replace or restore any –

(i) verge treatment and, in particular, any plant or any acceptable material or other hard surface; or

(ii) sprinklers, pipes or other reticulation equipment.

### ***Division 3 - Vehicle crossings***

## 6.8 Temporary crossings

(1) Where it is likely that works on a lot will involve vehicles leaving a street and entering the lot, the person responsible for the works must obtain a licence for the construction of a temporary crossing to protect the existing carriageway, kerb, drains, footpath, existing materials and street trees, where –

(a) a crossing does not exist; or

(b) a crossing does exist, but the nature of the vehicles and their loads is such that they are likely to cause damage to the crossing.

- (2) The **person responsible for the works** in subclause (1) is to be taken to be –
- (a) the builder named on the building licence issued under the *Local Government (Miscellaneous Provisions) Act 1960*, if one has been issued in relation to the works; or
  - (b) the registered proprietor of the lot, if no building licence has been issued under the *Local Government (Miscellaneous Provisions) Act 1960* in relation to the works.
- (3) If the CEO approves an application for a licence for the purpose of subclause (1), the licence is taken to be issued on the condition that until such time as the temporary crossing is removed, the licensee must keep the temporary crossing in good repair and in such a condition so as not to create any danger or obstruction to persons using the street.

#### **6.9 Removal of redundant crossing**

- (1) Where works on a lot will result in a crossing no longer giving access to a lot, the crossing is to be removed and the kerb, drain, footpath, verge and any other part of the thoroughfare affected by the removal are to be reinstated to the satisfaction of the CEO.
- (2) The CEO may give written notice to the owner or occupier of a lot requiring her or him to –
- (a) remove any part of or all of a crossing which does not give access to the lot; and
  - (b) reinstate the kerb, drain, footpath, verge and any other part of the street, which may be affected by the removal,

within the period of time stated in the notice, and the owner or occupier of the lot must comply with that notice.

#### ***Division 4 - Property numbers***

#### **6.10 Assignment of numbers**

- (1) The CEO or an authorised person may assign a number to a lot in the district and may assign another number to the lot instead of that previously assigned.
- (2) In this clause, **number** means a number of a lot with or without an alphabetical suffix indicating the address of a lot by reference to a thoroughfare.

#### ***Division 5 - Fencing***

#### **6.11 Public place – Item 4(1) of Division 1, Schedule 3.1 of Act**

Each of the following places is specified as a public place for the purpose of item 4(1) of Division 1 of Schedule 3.1 of the Act –

- (a) a public place, as that term is defined in clause 1.5; and

- (b) ~~City-local government~~ property.

***Division 6 - Signs erected by the ~~City-local government~~***

**6.12 Signs**

- (1) The ~~City-local government~~ may erect a sign in a street specifying any conditions of use which apply to that street.
- (2) A person must comply with a sign erected under subclause (1).
- (3) A condition of use specified on a sign erected under subclause (1) is to be for the purpose of giving notice of the effect of a provision of this local law.

**6.13 Transitional**

Where a sign erected in a street has been erected under a repealed local law then, on and from the commencement day, it is to be taken to be a sign erected under clause 6.12 if –

- (a) the sign specifies a condition of use relating to the street which gives notice of the effect of a provision of this local law; and
- (b) the condition of use specified is not inconsistent with any provision of this local law.

***Division 7 - Driving on a closed street***

**6.14 No driving on closed street**

- (1) A person must not drive or take a vehicle on a closed street unless –
- (a) it is in accordance with any limit or exception specified in the order made under section 3.50 of the Act; or
- (b) the person has first obtained a licence.
- (2) In this clause –

***closed street*** means a thoroughfare wholly or partially closed under section 3.50 or 3.50A of the Act.

***Division 8 - Notices***

**6.15 Notice to redirect or repair sprinkler**

Where a lawn or a garden is being watered with a sprinkler which is on the lawn or the garden, in a manner which causes or may cause an inconvenience or obstruction to any person using a street, the CEO or an authorised person may give a written notice to the owner or the occupier of the land abutting the lawn or the garden, requiring the owner or the occupier or both to move or alter the direction of the sprinkler or other watering equipment.

## 6.16 Notice to remove hazardous plants

- (1) Where a plant in a garden creates or may create a hazard for any person using a street, the CEO or an authorised person may give a written notice to the owner or the occupier of the land abutting on the garden to remove, cut, move or otherwise deal with that plant so as to remove the hazard.
- (2) Subclause (1) does not apply where the plant was planted by the **City local government**.

## 6.17 Notice to remove any thing unlawfully placed on street

Where any thing is placed on a street in contravention of this local law, the CEO or an authorised person may give a written notice –

- (a) to the owner or the occupier of the property which abuts that portion of the street where the thing has been placed; or
- (b) to any other person who may be responsible for the thing being so placed,

requiring the person to remove the thing.

*Note: other provisions relating to notices are set out in Division 1 of Part 10 of this local law.*

## Part 7 – Activities in public places

*Note that –*

1. *Parts 2-5 of this local law regulate activities relating to **City-local government** property;*
2. *Part 6 regulates activities in streets (defined to include verges and footpaths); and*
3. *Part 7 regulates activities in public places (which, in addition to any street or **City-local government** property, is defined to include any place to which the public have access).*

### Division 1 - General provisions

## 7.1 Leaving animal or vehicle in public place

- (1) A person must not leave an animal or a vehicle, or any part of a vehicle, in a public place so that it obstructs the use of any part of that public place, unless that person has first obtained a licence or is authorised to do so under a written law.
- (2) A person does not contravene subclause (1) where the animal is secured or tethered for a period not exceeding 1 hour.
- (3) A person does not contravene subclause (1) where the vehicle is left for a period not exceeding 24 hours.

## 7.2 Prohibitions relating to animals

- (1) In subclause (2), **owner** in relation to an animal includes –
  - (a) an owner of it;
  - (b) a person in possession of it;
  - (c) a person who has control of it; and
  - (d) a person who ordinarily occupies the premises where the animal is permitted to stay.
- (2) An owner of an animal must not –
  - (a) allow the animal to enter or remain for any time on any public place except for the use of the public place as a thoroughfare and unless it is led, ridden or driven;
  - (b) allow an animal which has a contagious or infectious disease to be led, ridden or driven in a public place; or
  - (c) train or race the animal in a public place.
- (3) An owner of a horse must not lead, ride or drive a horse on a street, unless that person does so under a licence or under the authority of a written law.

## 7.3 Shopping trolley to be marked

A retailer must clearly mark its name or its trading name on any shopping trolley made available for the use of customers.

## 7.4 Person not to leave trolley in public place

A person must not leave a shopping trolley in a public place other than in an area set aside for the storage of shopping trolleys.

## 7.5 Retailer to remove abandoned trolley

- (1) If a shopping trolley is found in a public place, other than in an area set aside for the storage of shopping trolleys, the CEO or an authorised officer may advise (verbally or in writing) a retailer whose name is marked on the trolley of the location of the shopping trolley.
- (2) A retailer must remove a shopping trolley within 24 hours of being so advised under subclause (1), unless the retailer -
  - (a) requests the **City-local government** to collect and deliver the shopping trolley to the retailer; and
  - (b) pays any fee for that collection and delivery (imposed and determined under and in accordance with sections 6.16 to 6.19 of the Act) within the period specified by the **City-local government**.

## **7.6 Retailer taken to own trolley**

In the absence of any proof to the contrary, a shopping trolley is to be taken to belong to a retailer whose name is marked on the trolley.

### ***Division 2 - Special event provisions***

## **7.7 Application**

This Division applies only –

- (a) on a special event day; and
- (b) in a public place that is in a special event location.

## **7.8 Possession and consumption of liquor**

A person must not consume any liquor, or have in his or her possession or under his or her control any liquor, unless –

- (a) that is permitted under the *Liquor Control Act 1988*; and
- (b) the person –
  - (i) is transporting liquor to private property or to licensed premises; or
  - (ii) has the prior written permission of the CEO or an authorised person.

## **7.9 Large objects**

A person must not possess or use a large object unless the person –

- (a) is transporting the large object to private property or to licensed premises; or
- (b) has the prior written permission of the CEO or an authorised person.

## **7.10 Loud stereos**

- (1) A person must not use a loud stereo.
- (2) A person must not possess a loud stereo unless the person –
  - (a) is transporting the loud stereo to a private property or to licensed premises; or
  - (b) has the prior written permission of the CEO or an authorised person.

## **~~7.11 Contraventions that can lead to impounding~~**

*Note: For the purpose of section 3.39 of the Act and regulation 29 of the Local Government (Functions and General) Regulations 1996, a contravention of a clause of this Division may be a contravention that can lead to impounding.*

## **Part 8 - Licensing**

### ***Division 1 - Applying for a licence***

#### **8.1 Application for licence**

- (1) Where a person is required to obtain a licence under this local law, that person must apply for the licence in accordance with subclause (2).
- (2) An application for a licence under this local law must -
  - (a) be in the form determined by the CEO;
  - (b) be signed by the applicant;
  - (c) provide the information required by the form; and
  - (d) be forwarded to the CEO together with any fee imposed by the Council under sections 6.16 to 6.19 of the Act.
- (3) The CEO or an authorised person may require an applicant to provide additional information reasonably related to an application before determining an application for a licence.
- (4) The CEO or an authorised person may require an applicant to give local public notice of the application for a licence.
- (5) The CEO or an authorised person may refuse to consider an application for a licence which is not in accordance with subclause (2) or where the requirements of subclause (3) or (4) have not been satisfied.

#### **8.2 Decision on application for licence**

- (1) The CEO or an authorised person may –
  - (a) approve an application for a licence unconditionally or subject to any conditions; or
  - (b) refuse to approve an application for a licence.
- (2) If the CEO or an authorised person approves an application for a licence, he or she is to issue to the applicant a licence in the form determined by the CEO.
- (3) If the CEO or an authorised person refuses to approve an application for a licence, he or she is to give written notice of that refusal to the applicant.
- (4) The CEO or an authorised person may, at any time, amend a condition of approval and the amended condition takes effect when written notice of it is given to the licensee.

#### **8.3 General restrictions on grant of licence**

- (1) The CEO or an authorised person must not grant a licence if there are reasonable grounds for believing that the provision of the activity to



which the application relates would constitute an unacceptable risk to the safety of the public.

- (2) The CEO or an authorised person must not grant a licence unless the CEO or an authorised person is satisfied that –
  - (a) the applicant is capable of carrying on the activity in accordance with this local law and the terms and conditions of the licence;
  - (b) the public place at which the activity is to be provided is suitable for that purpose;
  - (c) a licence or similar authority granted or issued to the applicant has not been cancelled in the period of 5 years before the application is made; and
  - (d) the applicant is a fit and proper person to carry on the activity.
- (3) The CEO or an authorised person must not grant a licence to an applicant if the applicant has been found guilty of an offence under this local law unless the CEO or an authorised person is satisfied that there are exceptional reasons for doing so.

#### **8.4 Amendment of licence**

- (1) In this clause –

***amend*** includes –

  - (a) to impose any new condition; and
  - (b) to change or remove any existing condition.
- (2) The CEO may, by written notice given to the licensee, amend a licence.
- (3) An amendment may be made on application made by the licensee or on the CEO's initiative.

#### ***Division 2 - Conditions***

#### **8.5 Examples of conditions**

- (1) Examples of the conditions that the CEO or an authorised person may impose on a licence under clause 8.2(1)(a) or 8.4(2) are conditions relating to -
  - (a) the payment of a fee;
  - (b) compliance with a standard or a policy adopted by the **City** local government;
  - (c) the duration and commencement of the licence;
  - (d) the commencement of the licence being contingent on the happening of an event;

- (e) the rectification, remedying or restoration of a situation or circumstance reasonably related to the application;
  - (f) the approval of another application for a licence which may be required by the ~~City~~-local government under any written law;
  - (g) the area of the district to which the licence applies;
  - (h) where a licence is issued for an activity which will or may cause damage to ~~City~~-local government property, the payment of a deposit or bond against such damage; and
  - (i) the obtaining of public risk insurance in an amount and on terms reasonably required by the CEO or an authorised person.
- (2) Examples of the type and content of the conditions on which a licence to hire ~~City~~-local government property may be issued include –
- (a) when fees and charges are to be paid;
  - (b) payment of a bond against possible damage or cleaning expenses or both;
  - (c) restrictions on the erection of material or external decorations;
  - (d) rules about the use of furniture, plant and effects;
  - (e) limitations on the number of persons who may attend any function in or on ~~City~~-local government property;
  - (f) the duration of the hire;
  - (g) the right of the CEO or an authorised person to cancel a booking during the course of an annual or seasonal booking, if the CEO or an authorised person sees fit;
  - (h) a prohibition on the sale, supply or consumption of liquor unless a liquor licence is first obtained for that purpose under the *Liquor Control Act 1988*;
  - (i) whether or not the hire is for the exclusive use of the ~~City~~ local government property;
  - (j) the obtaining of a policy of insurance in the names of both the ~~City~~-local government and the hirer, indemnifying the ~~City~~ local government in respect of any injury to any person or any damage to any property which may occur in connection with the hire of the ~~City~~-local government property by the hirer; and
  - (k) the provision of an indemnity from the hirer, indemnifying the ~~City~~-local government in respect of any injury to any person or any damage to any property which may occur in

connection with the hire of the **City-local government** property by the hirer.

#### **8.6 Imposing conditions under a policy**

(1) In this clause –

**policy** means a **City-local government** policy adopted by the Council under section 2.7 of the Act containing conditions subject to which an application for a licence may be approved under clause 8.2.

(2) Under clause 8.2(1)(a) the CEO or an authorised person may approve an application subject to conditions by reference to a policy.

(3) The CEO or an authorised person must give to the licensee a copy of the policy or, at the discretion of the CEO or the authorised person, the part of the policy which is relevant to the application for a licence, with the form of licence referred to in clause 8.2(2).

(4) An application for a licence is not to be taken to have been approved subject to the conditions contained in a policy until the CEO or an authorised person gives the licensee a copy of the policy or the part of the policy which is relevant to the application.

(5) Sections 5.94 and 5.95 of the Act apply to a policy and, for that purpose, a policy is deemed to be information within section 5.94(u)(i) of the Act.

#### **8.7 Compliance with conditions**

Where an application for a licence has been approved subject to conditions, the licensee must comply with each of those conditions, as amended.

### ***Division 3 - Duration of licences***

#### **8.8 Duration of licence**

A licence is valid for one year from the date on which it is issued, unless it is –

- (a) otherwise stated in this local law or in the licence; or
- (b) suspended or cancelled under this Division.

#### **8.9 Renewal of licence**

(1) A licensee may apply to the CEO for the renewal of a licence.

(2) An application for renewal must –

- (a) be in the form determined by the CEO;
- (b) be signed by the licensee;
- (c) provide the information required by the form;

- (d) be forwarded to the CEO no later than 28 days before the expiry of the licence, or within a shorter period that the CEO in a particular case permits; and
  - (e) be accompanied by any fee imposed by the Council under section 6.16-6.19 of the Act.
- (3) The provisions of this Part that apply to an application for a licence also apply to an application for the renewal of a licence as though it were an application for a licence.

#### **8.10 Transfer of licence**

- (1) An application for the transfer of a valid licence is -
- (a) to be made in writing;
  - (b) to be signed by the licensee and the proposed transferee of the licence;
  - (c) to include such information as the CEO or an authorised person may require to enable the application to be determined; and
  - (d) to be forwarded to the CEO together with any fee imposed by the Council under sections 6.16 to 6.19 of the Act.
- (2) The CEO or an authorised person may approve an application for the transfer of a licence, refuse to approve it or approve it subject to any conditions.
- (3) Where the CEO or an authorised person approves an application for the transfer of a licence, the transfer may be effected by an endorsement on the licence signed by the CEO or the authorised person.
- (4) Where the CEO or an authorised person approves the transfer of a licence, the **City-local government** is not required to refund any part of any fee paid by the former licensee.

#### **8.11 Suspension of licence**

- (1) The CEO may, subject to clause 8.12, by written notice given to the licensee, suspend a licence if there are reasonable grounds for believing that –
- (a) the licensee has contravened a term or condition of a licence;
  - (b) the licensee has contravened a provision of this local law; or
  - (c) the continued provision of the activity authorised by the licence constitutes or will constitute an unacceptable risk to the safety of the public.
- (2) The suspension notice must –

- (a) state the day, or the day and time, on or at which the suspension takes effect;
- (b) state the reasons for the CEO's decision to suspend the licence; and
- (c) where appropriate, indicate what steps need to be taken to ensure that there is compliance with the relevant provision, term or condition or that there is no longer a risk as described in subclause (1)(c); and
- (d) inform the licensee that the licensee has a right to apply under the Act for a review of the CEO's decision to suspend the licence.

*Note – Part 9 of this local law deals with objection and review rights.*

#### **8.12 Proposed suspension**

- (1) If the CEO proposes to suspend a licence for the reason mentioned in clause 8.11(1)(a), the CEO must give written notice to the licensee of the proposed suspension.
- (2) The notice must –
  - (a) state that the CEO proposes to suspend the licence;
  - (b) state the reasons for the proposed suspension; and
  - (c) inform the licensee that the licensee is entitled to make representation to the CEO in respect of the proposed suspension within 7 days after the day on which the licensee is given the notice.
- (3) In considering whether to suspend the licence, the CEO must have regard to any representations made by the licensee within the period referred to in subclause (2)(c).

#### **8.13 Revocation of suspension**

- (1) The CEO must, by written notice given to the licensee revoke the suspension of a licence if the CEO is satisfied that the steps specified in the suspension notice have been taken.
- (2) The CEO may, by written notice given to the licensee, revoke the suspension of the licence if it is appropriate to do so in the circumstances of a particular case.

#### **8.14 Period of suspension**

- (1) The suspension of a licence has effect on the day, or the day and time, specified in the suspension notice until one of the following happens –
  - (a) the suspension is revoked under clause 8.13;
  - (b) the licence is cancelled under clause 8.15 or expires; or

- (c) the licence is surrendered in accordance with the provisions of this local law.

#### **8.15 Cancellation of licence**

A licence may be cancelled by the CEO if -

- (a) the licence was obtained improperly;
- (b) the licensee has persistently or frequently contravened a term or condition of the licence, or a provision of this local law, whether or not the licence is or has been suspended on the grounds of a contravention; or
- (c) there are reasonable grounds for believing that the continued provision of the activity constitutes or would constitute an unacceptable risk to the safety of the public, whether or not the licence has been suspended on the grounds of that risk.

*Note – objection and appeal rights under Part 9 apply to the suspension or cancellation of a licence*

#### **8.16 Surrender of licence**

A licensee may, at any time by notice in writing to the CEO, surrender the licence.

#### ***Division 4 - Responsibilities of licensees and others***

#### **8.17 Production of licence**

A licensee must produce to an authorised person her or his licence immediately after being required to do so by that authorised person.

#### **8.18 Other responsibilities of licensee**

A licensee must, in respect of **City-local government** property to which the licence relates -

- (a) ensure that an authorised person has unobstructed access to the **City-local government** property for the purpose of inspecting the property or enforcing any provision of this local law;
- (b) comply with a direction from the CEO or an authorised person to take the action specified in the direction for the purpose of maintaining public safety;
- (c) leave the **City-local government** property in a clean and tidy condition after its use;
- (d) report any damage or defacement of the **City-local government** property to the CEO or an authorised person; and
- (e) prevent the consumption of any liquor on the **City-local government** property unless the licence allows it and a

licence has been obtained under the *Liquor Control Act 1988* for that purpose.

#### **8.19 Production of licence document for amendment**

If the CEO amends or renews a licence, the licensee must, if required by the CEO, produce the licence document to the CEO for amendment within the period specified by the CEO.

#### **8.20 Return of licence document if licence no longer in effect**

If a licence –

- (a) has expired or has not been renewed; or
- (b) has been suspended or cancelled; or
- (c) has been surrendered,

the person who was the licensee must, as soon as practicable after the expiry, suspension, cancellation or surrender, return the licence document to the CEO.

#### **8.21 Advertising**

A person must not advertise, or otherwise hold out in any way, that the person conducts a commercial activity in any public place unless that person holds a licence authorising that commercial activity.

#### **8.22 False or misleading statement**

A person must not make a false or misleading statement in connection with an application in respect of a licence under this local law.

### **Part 9 – Objections and review**

#### **9.1 Objection and review rights**

Division 1 of Part 9 of the Act applies to a decision under this local law in respect of the grant, renewal, transfer, amendment, suspension or cancellation of a licence or consent.

### **Part 10 – Enforcement**

#### ***Division 1 - Notices***

#### **10.1 Definition**

In this Division –

**costs** of the **City-local government** include its administrative costs.

#### **10.2 Damage to **City-local government** property**

If a person unlawfully removes, damages or interferes with **City-local government** property or portion of a street, the CEO or an authorised person may give the person a notice requiring that person, within the time specified in

the notice, to do any one or more of the following (at the ~~City local government's~~ option) –

- (a) reinstate the property to the state it was in before the removal, damage or interference;
- (b) replace that property; or
- (c) pay for the costs of reinstatement or replacement.

~~(2) Unless there is proof to the contrary, a person is taken to have damaged City property within subclause (1) where –~~

- ~~(a) if a vehicle or a boat caused the damage – the person was the person responsible, at the time the damage occurred, for the control of the vehicle or boat; or~~
- ~~(b) if the damage occurred under a licence – the person was the licensee.~~

### **10.3 Breach of a licence**

If a licence holder breaches a condition of the licence, or fails to comply with a direction under this local law, the CEO or an authorised person may give the person a notice.

### **10.4 Notice requirements**

A notice under this Division must –

- (a) be in writing;
- (b) specify the reason for giving the notice, the work or action that is required to be undertaken and the time within which it is to be undertaken; and
- (c) be given to the person referred to in clause 10.2 or 10.3, as the case may be.

### **10.5 ~~City Local government~~ may undertake requirements of notice**

(1) If a person fails to comply with a notice referred to in clause 10.2, the ~~City local government~~ may –

- (a) do the thing specified in the notice, including replace the property, or reinstate the property to the state it was in before the removal, damage or interference; and
- (b) recover from the person, as a debt, the costs of doing so.

(2) If a person fails to comply with a notice referred to in clause 10.3, the ~~City local government~~ may –

- (a) take whatever remedial action it considers appropriate to put the ~~City local government~~ in the position it would have been in if the breach or failure had not occurred; and



- (b) recover from the person, as a debt, the costs of doing so.

#### **10.6 Offence to fail to comply with notice**

A person who fails to comply with a notice given to him or her under this local law commits an offence.

### ***Division 2 - Offences and penalties***

#### **10.7 Offences and general penalty**

- (1) A person who fails to do anything required or directed to be done under this local law, or who does anything which under this local law that person is prohibited from doing, commits an offence.
- (2) A person who commits an offence under this local law is liable, on conviction, to a penalty not exceeding \$5,000, and if the offence is of a continuing nature, to an additional penalty not exceeding \$500 for each day or part of a day during which the offence has continued.

#### **10.8 Prescribed offences**

- (1) An offence against a clause specified in Schedule 2 is a prescribed offence for the purposes of section 9.16(1) of the Act.
- (2) The number of modified penalty units for a prescribed offence is the number specified adjacent to the clause in Schedule 2.
- (3) For the purpose of guidance only, before giving an infringement notice to a person in respect of the commission of a prescribed offence, the **City local government** should be satisfied that –
  - (a) commission of the prescribed offence is a relatively minor matter; and
  - (b) only straightforward issues of law and fact are involved in determining whether the prescribed offence was committed, and the facts in issue are readily ascertainable.

#### **10.9 Form of notices**

- (1) For the purposes of this local law -
  - (a) where a vehicle is involved in the commission of an offence, the form of the notice referred to in section 9.13 of the Act is that of Form 1 in Schedule 1 of the *Local Government (Functions and General) Regulations 1996*;
  - (b) the form of the infringement notice given under section 9.16 of the Act is that of Form 2 in Schedule 1 of the *Local Government (Functions and General) Regulations 1996*; and
  - (c) the form of the notice referred to in section 9.20 of the Act is that of Form 3 in Schedule 1 of the *Local Government (Functions and General) Regulations 1996*.

- (2) Where an infringement notice is given under section 9.16 of the Act in respect of an alleged offence against clause 2.4, the notice is to contain a description of the alleged offence.

#### **10.10 Evidence of a determination**

- (1) In any legal proceedings, evidence of a determination may be given by tendering the register referred to in clause 2.5 or a certified copy of an extract from the register.
- (2) It is to be presumed, unless the contrary is proved, that the determination was properly made and that every requirement for it to be made and have effect has been satisfied.
- (3) Subclause (2) does not make valid a determination that has not been properly made.

## SCHEDULE 1 - DETERMINATIONS

The following determinations are to be taken to have been made by the **City local government** under clause 2.1.

### Part 1 - Preliminary

#### 1.1 Definition

In these determinations –

**local law** means the *Public Places and **City Local Government** Property Local Law 2011 made by the **City local government**.*

#### 1.2 Interpretation

Where a term is used but not defined in a determination and that term is defined in this local law then the term is to have the meaning given to it in this local law.

### Part 2 - Application

#### 2.1 Vehicles on **City local government** property

- (1) Unless authorised by a licence or determination, a person must not take or cause a vehicle to be taken onto or driven on **City local government** property unless –
  - (a) subject to subclause (3), the **City local government** property is clearly designated as a road, access way, or car park;
  - (b) the vehicle is driven by a **City local government** employee, authorised person or contractor engaged by the **City local government**, who is engaged in –
    - (i) providing a service or making a delivery in connection with the **City local government** property; or
    - (ii) maintaining the **City local government** property;
  - (c) the person is driving an emergency vehicle in the course of his or her duties;
  - (d) the vehicle is –
    - (iii) driven on **City local government** property that has been designated as a golf course;
    - (iv) used in accordance with the conditions set down by the **City local government** or an authorised person; and
    - (v) of a type allowed to be taken onto the golf course by the **City local government** or an authorised person;
  - (e) the vehicle is a motorised wheelchair, and the driver of that vehicle is a disabled person.

- (2) A person must not drive a vehicle or allow a vehicle to be driven on **City local government** property at a speed exceeding 10 kilometres per hour or as otherwise indicated by a sign, or in such a manner as to cause danger to any person.
- (3) Other than in accordance with paragraphs (b), (c), (d) or (e) of subclause (1), a person must not drive a vehicle on **City local government** property or part of it that is being used for a function for which a licence has been obtained unless permitted to do so by the licence holder or an authorised person.

## **2.2 Motorised model aeroplanes, toys or ships**

A person must not use, launch or fly a motorised model aeroplane, toy, ship, glider or rocket that is propelled by mechanical, hydraulic, combustion or pyrotechnic means on or from **City local government** property except where a licence or determination specifies a particular **City local government** property.

## **2.3 Children's playgrounds**

- (1) The **City local government** may set aside a public reserve or any portion of a public reserve as a children's playground.
- (2) The **City Local government** may limit the ages of persons who are permitted to use a children's playground and may erect a sign under clause 2.3 of this local law to that effect on or in the immediate vicinity of the playground.
- (3) A person over the age specified on that sign, other than a person having the charge of a child or children in the playground, must not use a playground or interfere with the use by children of the playground.

## **2.4 Launching and retrieval of boats**

A person must not take onto, launch from, or retrieve a boat on **City local government** property except where a licence or a determination specifies a particular **City local government** property unless –

- (a) the person is a **City local government** employee, authorised person; or
  - (i) contractor engaged by the **City local government** and who is engaged in providing a service or making a delivery in connection with the local government property; or
  - (ii) maintaining the **City local government** property;
- (b) the person is in charge of a boat engaged in rescue services or dealing with an emergency; or
- (c) the **City local government** property is a boat ramp that is delineated by a sign to that effect.

## 2.5 Activities prohibited on **City local government** property

- (1) A person must not play or practise archery, pistol or rifle shooting on **City local government** property except on land which is reserved by the **City local government** for that purpose, or as otherwise provided by a determination or licence.
- (2) A person must not play or practise golf on **City local government** property except on Reserve 38794 (known as Collier Park Golf Course) and Reserve 10250 (known as Royal Perth Golf Course).
- (3) A person must not, on any **City local government** property, use or ride a bicycle or wheeled recreational device, skateboard, or sand board –
  - (a) inside, or on the curtilage to, a building;
  - (b) on a golf course except to the extent permitted under clause 2.1(1)(d) of these Determinations;
  - (c) in the Collier Park Waste Transfer Station, corner Hayman Rd and Thelma St, Como; or
  - (d) in or on a lakebed or waterway.
- (4) A person must not use on, or take on to, any **City local government** property, a spear gun, hand spear, gidgie or similar device unless provided by a determination or licence.

## SCHEDULE 2 - PRESCRIBED OFFENCES

Clause	Description	Modified Penalty \$
2.4	Failure to comply with a determination	10
3.1	Undertaking activity on <b>City local government</b> property without a licence	15
3.2	Camping on <b>City local government</b> property or erecting an unauthorised structure	15
3.3	Failure to obtain licence for liquor	10
4.1	Behaviour interfering with others	15
4.2	Behaviour detrimental to <b>City local government</b> property	20
4.3	Taking or injuring fauna without authorisation	20
4.4	Removing, damaging or depositing flora without authorisation	20
4.5	Animal on <b>City local government</b> property without a licence	10
4.6	Failure to comply with directions regarding deposit or discarding of waste on <b>City local government</b> property	10
4.7	Taking glass container into prohibited area	10
4.8, 4.9	Under influence of liquor or prohibited drug on <b>City local government</b> property	10
4.10	Failure to comply with sign	10
4.11	Failure to comply with direction of authorised person	10
5.1, 5.2	Unauthorised entry to event, closed or fenced <b>City local government</b> property	10
5.4	Failure to observe conditions of play or direction of course controller on golf course	10
5.7-5.12	Unauthorised or improper use of jetty	10
6.1(a), 6.4(b)	Planting or allowing plant or verge treatment in street to become a sightline hazard	10
6.1(b)	Damaging a street lawn or garden	10
6.1(c)	Damaging or removing whole or part of a street tree without authorisation	20
6.1(d)	Obstruction of street	10
6.1(e)	Damaging, removing or interfering with street, part of street, sign or structure in a street without authorisation	10
6.1(f)	Playing games in street so as to impede vehicles or persons	10
6.1(g)	Riding of skateboard or similar device on mall, arcade or veranda of shopping centre	10
6.2	Carry on or undertake prohibited activity in street or damage <b>City local government</b> property in a street without authorisation	20

Clause	Description	Modified Penalty \$
6.4(4)	Install verge treatment that is not a permissible treatment	10
6.5(a), 6.5(d) 6.5(e)	Failure to keep permissible verge treatment in good and tidy condition, obstruct a street, footpath, drain, or driveway	10
6.5(c)	Placing an obstruction on or around a verge treatment	10
6.5(f)	Failure to ensure sprinklers or reticulation pipes do not protrude above level of verge treatment when not in use, not used at such times as to cause inconvenience to pedestrians, or otherwise present a hazard	10
6.8	Failure to obtain licence for a temporary crossing	10
6.9	Failure to remove redundant crossing or reinstate kerb, drain, footpath, verge or street	10
6.12	Failure to comply with condition of use of a street indicated by a sign	10
7.1(1)	Animal or vehicle obstructing public place without authorisation	10
7.2(2)	Animal in public place when not led, ridden or driven	10
7.3	Failure to clearly mark name or trading name on shopping trolley	10
7.4	Person leaving a shopping trolley in a public place other than trolley bay	10
7.5	Failure to remove shopping trolley after being advised of location	10
7.8	Possession of liquor on special event day in special event area	30
7.9	Possession or use of large object on special event day in special event area	30
7.10	Use of loud stereo on special event day in special event area	30
8.7	Failure to comply with licence condition	10
8.18	Failure to comply with licence condition in relation to <del>City</del> local government property	15
8.17, 8.19, 8.20	Failure to produce licence for inspection, amendment or to return licence when no longer in effect	10
10.6	Failure to comply with notice	30

*Note: Penalty Units are prescribed in the City of South Perth Local Law Relating to Penalty Units. At 1 July 2003 one penalty unit is \$10.00.*

This local law was made at the meeting of the Council of the City of South Perth held on

[**add date**]

The Common Seal of the )  
City of South Perth was affixed in )  
the presence of )

.....  
Mayor

.....  
Chief Executive Officer

on [**add date**]



**City of South Perth**

---

**PARKING LOCAL LAW 2011**

**DRAFT**

**Local Government Act 1995**

**City of South Perth**

**Parking Local Law 2011**

---

CONTENTS

---

<b>Part 1 - Preliminary</b>	<b>1</b>
1.1 Title.....	1
1.2 Commencement .....	1
1.3 Repeal .....	1
1.4 Application .....	1
1.5 Definitions.....	2
1.6 Application of particular definitions .....	17
1.7 Pre-existing signs .....	17
1.8 Classes of vehicles .....	17
1.9 Part of thoroughfare to which sign applies.....	18
1.10 Powers of the local government .....	18
<b>Part 2 - Metered zones</b>	<b>18</b>
2.1 Determination of metered zones.....	18
2.2 Parking fee to be paid.....	18
2.3 Limitation on parking in metered bay.....	18
2.4 No parking when meter is expired .....	19
2.5 Suspension of requirement to pay fee .....	19
2.6 Vehicles to be within metered bay .....	19
2.7 Permitted insertions in parking meters.....	19
2.8 Parking ticket to be clearly visible .....	20
2.9 One vehicle per metered bay.....	20
2.10 No parking when hood on meter.....	20
2.11 Alternative methods of payment for parking .....	20
<b>Part 3 - Parking bays and parking stations</b>	<b>21</b>
3.1 Determination of parking bays and parking stations .....	21

3.2	Vehicles to be within parking bay on thoroughfare .....	21
3.3	Payment of fee to park in parking station.....	21
3.4	Suspension of parking station restrictions .....	22
3.5	Vehicle not to be removed until fee paid.....	22
3.6	Entitlement to receipt.....	22
3.7	Parking ticket to be clearly visible .....	22
3.8	Parking prohibitions and restrictions .....	22

**Part 4 - Parking generally** **23**

4.1	Restrictions on parking in particular areas.....	23
4.2	Parking with a permit .....	24
4.3	Event parking.....	24
4.4	General no parking zone .....	25
4.5	Parking vehicle on a carriageway .....	26
4.6	When parallel and right-angled parking apply.....	26
4.7	When angle parking applies .....	27
4.8	General prohibitions on parking.....	27
4.9	Authorised person may order vehicle on thoroughfare to be moved .....	28
4.10	Authorised person may mark tyres .....	28
4.11	No movement of vehicles to avoid time limitation .....	29
4.12	No parking of vehicles exposed for sale and in other circumstances .....	29
4.13	Parking on private land.....	29
4.14	Parking on reserves.....	30
4.15	Suspension of parking limitations for urgent, essential or official duties .....	30

**Part 5 - Stopping generally** **30**

5.1	No stopping .....	30
5.2	No parking .....	31

**Part 6 - Stopping in zones for particular vehicles** **31**

6.1	Stopping in a loading zone .....	31
6.2	Stopping in a taxi zone or a bus zone.....	31
6.3	Stopping in a mail zone .....	31
6.4	Other limitations in zones .....	31

**Part 7 - Other places where stopping is restricted** **32**

7.1	Stopping in a shared zone.....	32
-----	--------------------------------	----

7.2	Double parking .....	32
7.3	Stopping near an obstruction.....	32
7.4	Stopping on a bridge or in a tunnel, etc. ....	32
7.5	Stopping on crests, curves, etc.....	33
7.6	Stopping near a fire hydrant etc.....	33
7.7	Stopping at or near a bus stop.....	33
7.8	Stopping on a path, median strip or traffic island.....	33
7.9	Stopping on a verge.....	34
7.10	Obstructing access to and from a path, driveway, etc. ....	34
7.11	Stopping near a letter box.....	35
7.12	Stopping on a carriageway – heavy and long vehicles .....	35
7.13	Stopping on a carriageway with a bicycle parking sign.....	35
7.14	Stopping on a carriageway with motor cycle parking sign .....	35
7.15	Stopping in a parking bay for people with disabilities .....	35

**Part 8 - Miscellaneous 36**

8.1	Removal of notices on vehicle .....	36
8.2	Unauthorised signs and defacing of signs .....	36
8.3	Signs must be complied with .....	36
8.4	General provisions about signs .....	36
8.5	Special purpose, emergency and vehicles driven by authorised persons .....	37
8.6	Vehicles not to obstruct a public place.....	37

**Part 9 - Enforcement 37**

9.1	Legal proceedings .....	37
9.2	Offences and penalties.....	37
9.3	Form of notices.....	38

**SCHEDULE 1 - PRESCRIBED OFFENCES 39**

**SCHEDULE 2 – INFRINGEMENTS NOTICE FORMS 43**

# Local Government Act 1995

## City of South Perth

### Parking Local Law 2011

Under the powers conferred on it by the *Local Government Act 1995* and under all other **relevant enabling relevant** powers ~~enabling it~~, the Council of the City of South Perth resolved on **[insert day and month]** to make this local law.

#### Part 1 - Preliminary

##### 1.1 ~~Citation~~ Citation Title

This ~~local law may be cited as local law may be cited as is~~ the City of South Perth Parking Local Law 2011.

##### 1.2 Commencement

This local law ~~commences on the will come into operation commences on the~~ 14<sup>th</sup> days after the day on which it is published in the *Government Gazette*.

##### 1.3 Repeal

The *City of South Perth Parking Local Law* published in the *Government Gazette* on 23 December 2003 is repealed.

##### 1.4 Application

- (1) Subject to subclause (2), this local law applies to the whole of the district except:
  - (a) the approach and departure prohibition areas of all existing and future traffic control signal installations as determined by the Commissioner of Main Roads;
  - (b) prohibition areas applicable to all existing and future bridges and subways as determined by the Commissioner of Main Roads; and
  - (c) any road which comes under the control of the Commissioner of Main Roads unless the control of parking and parking facilities on that road is carried out subject to the control and direction of the Commissioner of Main Roads or has been delegated by the Commissioner to the City City local government.

This local law does not apply to a parking facility or a parking station that is not occupied by the City City local government, unless the City City local government and the owner or occupier of that facility or station have agreed in writing that this local law will apply to that facility or station.

The agreement referred to in subclause (2) may be made on such terms and conditions as the parties may agree.

Note: Section 9.47 of the Local Government Act 1995 states –

*'In proceedings under this Act instituted by or under the direction of a local government, until evidence is given to the contrary, proof is not required of -*

(e) *the fact that a place is within a parking region; or*

(f) *the establishment or provision of a parking facility.'*

## 1.5 Definitions

In this local law -

**“ACROD sticker”** has the meaning given to it in the Code;

'ACROD sticker' has the same meaning as in the *Local Government (Parking for Disabled Persons) Regulations 1988*;

[Regulation 3(1) of the Code]

'ACROD sticker' means a current parking sticker issued by ACROD Limited (Western Australian Division) a corporation, being a company limited by guarantee incorporated under the *Companies Ordinance 1962* of the Australian Capital Territory;

[Regulation 2 of the *Local Government (Parking for Disabled Persons) Regulations 1988*]

**“Act”** means the *Local Government Act 1995*;

**“authorised person”** means a person ~~authorised~~ ~~authorised~~ appointed by the ~~City~~ Citylocal government under section 9.10 of the Act, to perform any of the functions of an authorised person under this local law;

**“authorised vehicle”** means a vehicle authorised by the ~~City~~ Citylocal government, the CEO or an authorised person, or by any written law, to park on a thoroughfare or parking facility;

**“bay”** includes 'stall' and 'space';

**“bicycle”** has the meaning given to it in the Code;

'bicycle' means a vehicle with 2 or more wheels that is built to be propelled by human power through a belt, chain or gears (whether or not it has an auxiliary motor) -

(a) including a pedicab, penny-farthing and tricycle; but

(b) not including a wheelchair, wheeled recreational device, wheeled toy, scooter or a power-assisted pedal cycle (if the motor is operating).

[Regulation 3(1) of the Code]

**“bicycle path”** has the meaning given to it in the Code;

'bicycle path' means a length of path beginning at a 'bicycle path' sign or a 'bicycle path' road marking and ending at the nearest of the following:

- (a) an 'end bicycle path' sign, or an 'end bicycle path' road marking;
- (b) a 'separated footpath' sign or a 'separated footpath' road marking;
- (c) a carriageway;
- (d) the end of the path;

Bicycle path sign



End bicycle path sign



Separated footpath sign



[Regulation 3(1) of the Code]

“**bus**” has the meaning given to it in the Code;

'bus' means a motor vehicle, built mainly to carry people, that seats over 12 adults (including the driver);

[Regulation 3(1) of the Code]

“**bus embayment**” has the meaning given to it in the Code;

'bus embayment' means an embayment at the side of a carriageway, designed so that a public bus can be driven into it, for the purpose of allowing passengers to alight or enter, without impeding the flow of traffic on that carriageway, but does not include a bus lane;

[Regulation 3(1) of the Code]

“**bus stop**” has the meaning given to it in the Code;

'bus stop' means 'a length of carriageway commencing 20m on the approach side of, and ending 10m on the departure side of, a post indicating that public busses stop at that 'point';

**“bus zone”** has the meaning given to it in the Code;

'bus zone' means a length of carriageway to which a 'bus zone' sign applies;  
[Regulation 3(1) of the Code]

~~“caravan” means a vehicle that is fitted or designed to allow human habitation and which is drawn by another vehicle, or which is capable of self-propulsion; has the meaning given in the Caravan Parks and Camping Grounds Act 1995~~  
~~means a vehicle that is fitted or designed to allow human habitation and which is drawn by another vehicle, or which is capable of self-propulsion;~~

**“carriageway”** means –

- (a) a portion of thoroughfare that is improved, designed or ordinarily used for vehicular traffic and includes the shoulders, and areas, including embayments, at the side or centre of the carriageway, used for the stopping or parking of vehicles; and
- (b) where a thoroughfare has two or more of those portions divided by a median strip, the expression means each of those portions, separately;

**“centre”**, in relation to a carriageway, means a line or a series of lines, marks or other indications -

- (a) for a two-way carriageway – placed so as to delineate vehicular traffic travelling in different directions; or
- (b) in the absence of any such lines, marks or other indications – the middle of the main, travelled portion of the carriageway;

**“children’s crossing”** has the meaning given to it in the Code;

'children's crossing' means a portion of carriageway between 2 parallel broken or unbroken lines, each approximately 150 millimetres wide and not more than 5 metres apart marked across, or partly across the carriageway and near which a fluorescent red-orange flag or sign bearing the words 'children crossing – stop', are displayed and, where the lines are so marked partly across a carriageway, includes a portion of the carriageway between the prolongations of those lines;

Children crossing — stop sign

(octagonal background in red)

(square background in lime/yellow)





~~“City” means the City of South Perth;~~

~~“CEO” means the Chief Executive Officer of the City City local government;~~

~~“Code” means the Road Traffic Code 2000;~~

~~“commercial vehicle” –~~

- (a) means a motor vehicle constructed for the conveyance of goods or merchandise, or for the conveyance of materials used in any trade, business, industry or work whatsoever, other than a motor vehicle for the conveyance of passengers; and
- (b) includes any motor vehicle that is designed primarily for the carriage of persons, but which has been fitted or adapted for the conveyance of the goods, merchandise or materials referred to, and is in fact used for that purpose;

~~“district” means the district of the City City local government;~~

~~“driver” means any person driving or in control of a vehicle;~~

~~“edge line” for a carriageway means a line marked along the carriageway at or near the far left or the far right of the carriageway;~~

~~“emergency vehicle” has the meaning given to it in the Code;~~

'emergency vehicle' means a motor vehicle -

- (a) when conveying a police officer on official duty or when that vehicle is stationary at any place connected with the official duty;
- (b) of a fire brigade on official duty, in consequence of a fire or an alarm of fire or of an emergency or rescue operation where human life is reasonably considered to be in danger;
- (c) being an ambulance, answering an urgent call or conveying any injured or sick person to any place for the provision of urgent treatment;
- (d) being used to obtain or convey blood or other supplies, drugs or equipment for a person urgently requiring treatment and duly authorised to carry a siren or bell for use as a warning instrument; or
- (e) duly authorised as an emergency vehicle for the purposes of these regulations, by the Director General;

[Regulation 3(1) of the Code]

~~“footpath” has the meaning given to it in the Code;~~

'footpath' means an area that is open to the public that is designated for, or has as one of its main uses, use by pedestrians;

[Regulation 3(1) of the Code]

~~“GVM” (which stands for 'gross vehicle mass') has the meaning given to it in the Code;~~

'GVM' to means for a vehicle, the maximum loaded mass of the vehicle –

- (a) specified by the manufacturer on an identification plate on the vehicle; or
- (b) if there is no specification by the manufacturer on an identification plate on the vehicle or if the specification is not appropriate because the vehicle is modified – certified by the Director General;

[Regulation 3(1) of the Code]

**“loading zone”** means a parking bay which is set aside for use by commercial vehicles if there is a sign referable to that bay marked 'loading zone';

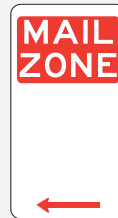
**local government** means the City of South Perth

**“mail zone”** has the meaning given to it in the Code;

'mail zone' means the length of carriageway to which a 'mail zone' sign applies;

Mail zone sign

(arrow and background to words in red)



[Regulation 3(1) of the Code]

**“median strip”** has the meaning given to it in the Code;

'median strip' means any physical provision, other than lines, dividing a road to separate vehicular traffic proceeding in opposing directions or to separate 2 one-way carriageways for vehicles proceeding in opposing directions;

[Regulation 3(1) of the Code]

**“metered bay”** means a section or part of a metered zone that is adjacent to a parking meter and that is marked or defined by painted lines or by metallic studs or similar devices for the purpose of indicating where a vehicle may be parked on payment of a fee or charge;

**“metered zone”** means any thoroughfare or reserve, or part of any thoroughfare or reserve, in which parking meters regulate the parking of vehicles;

**“motor cycle”** has the meaning given to it in the Code;

'motor cycle' means a motor vehicle that has 2 wheels and includes -

- (a) a 2-wheeled motor vehicle with a sidecar attached to it that is supported by a third wheel; and
- (b) a motor vehicle with 3 wheels that is ridden in the same way as a motor

vehicle with 2 wheels,  
but does not include any trailer;  
[Regulation 3(1) of the Code]

**“motor vehicle” –**

- (a) means a self-propelled vehicle that is not operated on rails; and
- (b) includes a trailer, semi-trailer or caravan while attached to a motor vehicle, but does not include a power assisted pedal cycle;

**“nature strip”** has the meaning given to it in the Code;


‘nature strip’ means an area between a carriageway and the front boundary of adjacent land, but does not include a path;  
[Regulation 3(1) of the Code]

**“no parking area”** has the meaning given to it in the Code;


‘no parking area’ means -

- (a) a portion of carriageway to which a ‘no parking’ sign applies; or
- (b) an area to which a ‘no parking’ sign applies’;

No parking sign  
(for a length of carriageway)  
*(circle, slash and arrow in red)*



No parking sign  
(for an area)  
*(circle and slash in red)*



*Note* A “no parking” sign may have an arrow pointing in a different direction.

[Regulation 3(1) of the Code]

**“no parking sign”** means a sign with -

- (a) the words 'no parking' in red letters on a white background; or
- (b) the letter 'P' within a red annulus and a red diagonal line across it on a white background;

**“no stopping area”** has the meaning given to it in the Code and includes a clearway as set out in the Code;

'no stopping area' means

- (a) a portion of carriageway to which a 'no stopping' sign applies; or
- (b) an area to which a 'no stopping' sign applies;

No stopping sign  
(for a length of carriageway)  
*(circle, slash and arrow in red)*




No stopping sign  
(for an area)  
*(circle and slash in red)*



*Note* A “no stopping” sign may have an arrow pointing in a different direction.

Clearway sign  
*(background to C in red)*



[Regulation 3(1) of the Code]

End clearway sign  
*(background to C in red)*



[Regulation 148 of the Code]

**“no stopping sign”** means a sign with –

- (a) the words 'no stopping' or 'no standing' in red letters on a white background; or
- (b) the letter 'S' within a red annulus and a red diagonal line across it on a white background;

**“occupier”** has the meaning given to it in the Act;

'occupier' where used in relation to land means the person by whom or on whose behalf the land is actually occupied or, if there is no occupier, the person entitled to possession of the land, and includes a person in unauthorised occupation of Crown land and where under a licence or concession there is a right to take profit of Crown land specified in the licence or concession, means the person having that right;

[Section 1.4 of the Act]

**“owner”** -

- (a) where used in relation to a vehicle licensed under the *Road Traffic Act 1974*, means the person in whose name the vehicle has been registered under that Act;
- (b) where used in relation to any other vehicle, means the person who owns, or is entitled to possession of that vehicle; and
- (c) where used in relation to land, has the meaning given to it by the Act;

**'owner'**, where used in relation to land —

- (a) means a person who is in possession as —
  - (i) the holder of an estate of freehold in possession in the land, including an estate or interest under a contract or an arrangement with the Crown or a person, by virtue of which contract or arrangement the land is held or occupied with a right to acquire by purchase or otherwise the fee simple;
  - (ii) a Crown lessee or a lessee or tenant under a lease or tenancy agreement of the land which in the hands of the lessor is not rateable land under this Act, but which in the hands of the lessee or tenant is by reason of the lease or tenancy rateable land under this or another Act for the purposes of this Act;
  - (iii) a mortgagee of the land; or
  - (iv) a trustee, executor, administrator, attorney, or agent of a holder, lessee, tenant, or mortgagee, mentioned in this paragraph;
- (b) where there is not a person in possession, means the person who is entitled to possession of the land in any of the capacities mentioned in paragraph (a), except that of mortgagee;
- (c) where, under a licence or concession there is a right to take profit of Crown land specified in the licence or concession, means the person having that right;
- (d) where a person is lawfully entitled to occupy land which is vested in the Crown, and which has no other owner according to paragraph (a), (b), or (c), means the person so entitled;
- (e) means a person who —
  - (i) under the Mining Act 1978, holds in respect of the land a mining tenement within the meaning given to that expression by that Act;
  - (ii) in accordance with the Mining Act 1978 holds, occupies, uses, or enjoys in respect of the land a mining tenement within the meaning given to that expression by the Mining Act 1904 3; or
  - (iii) under the Petroleum Act 1967 holds in respect of the land a petroleum production licence or a petroleum exploration permit within the meaning given to each of those expressions by that Act;or
- (f) where a person is in the unauthorised occupation of Crown land, means the person so in occupation;

[Section 1.4 of the Act]

“**park**” has the meaning given to it in the Code;

‘**park**’ means to permit a vehicle, whether attended or not, to remain stationary, except for the purpose of —


- (a) avoiding conflict with other traffic;
- (b) complying with the provisions of any law; or
- (c) taking up or setting down persons or goods (*maximum of 2 minutes*);  
[Regulation 3(1) of the Code]

“**parking area**” has the meaning given to it in the Code;

‘parking area’ means -

- (a) a portion of carriageway to which a ‘permissive parking’ sign applies; or
- (b) an area to which a ‘permissive parking’ sign applies;

Permissive parking sign  
(for a length of carriageway)



Permissive parking sign  
(for an area)



Permissive parking sign displaying  
a people with disabilities symbol  
(for a length of road)



Permissive parking sign displaying a people with  
disabilities symbol  
(for an area)



[Regulation 3(1) of the Code]

**“parking facilities”** includes –

- (a) land, buildings, shelters, parking stations, metered zones, metered bays, parking bays and other facilities open to the public generally for the parking of vehicles with or without charge; and
- (b) signs, notices and facilities used in connection with the parking of vehicles;

**“parking meter”** means a ticket issuing machine, and includes the stand on which the ticket issuing machine is erected;

**“parking region”** means the area described in Clause 1.4;

**“parking bay”** means a section or part of a thoroughfare or of a parking station which is marked or defined by painted lines, metallic studs, coloured bricks or pavers or similar devices for the purpose of indicating where a vehicle may be parked, but does not include a metered bay;

**“parking station”** means any land, or structure provided for the purpose of accommodating vehicles with or without charge, but does not include a metered zone or metered bay;

**“path”** has the same meaning given to it in the Code;

‘path’ includes bicycle path, footpath, separated footpath and shared path;  
[Regulation 3(1) of the Code]

**“pedestrian crossing”** has the meaning given to it in the Code;

‘pedestrian crossing’ means a portion of a carriageway-

- (a) defined:
  - (i) by white stripes; or
  - (ii) by white or yellow stripes (according to the colour of the carriageway) and the portions of the carriageway lying between those stripes,  
  
in such a manner that each stripe is approximately parallel to the centre of the carriageway; and
- (b) near each end of which may be erected, on each side of the carriageway, so as to be clearly visible to an approaching driver, a **“pedestrian crossing”** sign;

Pedestrian crossing sign  
(background in yellow)



[Regulation 3(1) of the Code]



**“penalty unit”** means the amount prescribed by the ~~City~~ City local government as a standard penalty unit in the *City of South Perth Penalty Units Local Law*.

**“public bus”** has the meaning given to it in the Code;

‘public bus’ means a bus operated by or on behalf of the State as a passenger vehicle, to carry passengers for hire or reward, whether in connection with a railway or not, but does not include a vehicle operative as a taxi using taxi plates issued under the *Taxi Act 1994* or licensed as a taxi-car under Part IIIB of the *Transport Co-ordination Act 1966*;

[Regulation 3(1) of the Code]

**“public place”** means any place to which the public has access whether or not that place is on private property;

**“reserve”** means any land -

- (a) which belongs to the ~~City~~ City local government;
- (b) of which the ~~City~~ City local government is the management body under the *Land Administration Act 1997*; or
- (c) which is an 'otherwise unvested facility' within section 3.53 of the Act;

**“right of way”** means a portion of land that is -

- (a) shown and marked 'Right of Way' or 'R.O.W', or coloured or marked in any other way to signify that the portion of land is a right of way, on any plan or diagram deposited with the Registrar of Titles that is subject to the provisions of section 167A of the *Transfer of Land Act 1893*;
- (b) shown on a diagram or plan of survey relating to a subdivision that is created as a right of way and vested in the Crown under section 152 of the *Planning and Development Act 2005*; or
- (c) shown and marked as a right of way on a map or plan deposited with the Registrar of Titles and transferred to the Crown under the *Transfer of Land Act 1893*,

but does not include -

- (i) a private driveway; or
- (ii) a right of way created by easement between two parties;

**“Road Traffic Act”** means the *Road Traffic Act 1974*;

**“Schedule”** means a Schedule to this local law;

**“shared zone”** has the meaning given to it in the Code;


'shared zone' means the network of roads in an area with –

- (a) a 'shared zone' sign on each road into the area, indicating the same number; and
- (b) an 'end shared zone' sign on each road out of the area.

Shared zone sign  
(circle in red)



End shared zone sign



*Note:* There are a number of other permitted versions of each of these signs;

*Note:* A 'shared zone' sign may also have a different number on the sign;  
[Regulation 3(1) of the Code]

**“sign”** includes a traffic sign, inscription, road marking, mark, structure or device on which may be shown words, numbers, expressions or symbols, that is -

- (a) approved by the **City-~~City~~local government**; and
- (b) placed on or near a thoroughfare or within a parking station or reserve for the purpose of prohibiting, regulating, guiding, directing or restricting the parking of vehicles;

**“special purpose vehicle”** has the meaning given to it in the Code;

'special purpose vehicle' means -

- (a) a vehicle being driven by a member of the Police Force (other than a police officer) on official duty or that vehicle when it is stationary at any place connected with the official duty;
- (b) a public utility service truck;
- (c) a tow truck;
- (d) a motor break-down service vehicle;
- (e) a vehicle being used by a government or local authority in connection with its roadwork or speed zoning functions; or
- (f) a vehicle duly authorised as a special purpose vehicle for the purposes of these regulations, by the Director General,

but does not include an emergency vehicle;

[Regulation 3(1) of the Code]

“**stop**” has the meaning given to it in the Code;

‘stop’, in relation to a vehicle, means to stop the vehicle and permit it to remain stationary, except for the purpose of avoiding conflict with other traffic or of complying with the provisions of any law;

[Regulation 3(1) of the Code]

“**symbol**” includes any symbol specified by Australian Standard 1742.11-1999 and any symbol specified from time to time by Standards Australia for use in the regulation of parking, and any reference to the wording of any sign in this local law includes a reference to the corresponding symbol;

“**taxi**” means a taxi within the meaning of the *Taxi Act 1994* or a taxi-car in section 47Z of the *Transport Co-ordination Act 1966*;

‘**taxi**’ means a vehicle which is used for the purpose of standing or plying for hire, or otherwise for the carrying of passengers for reward, but does not include an omnibus licensed under the *Transport Co-ordination Act 1966* or a vehicle of a class declared by the Director General under subsection (2) not to be a taxi;

[Section 3 of the *Taxi Act 1994*]

‘taxi-car’ means a vehicle that is used for the purpose of standing or plying for hire or otherwise for the carrying of passengers for reward;

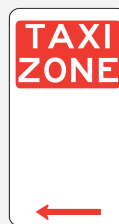
[Section 47Z of the *Transport Co-ordination Act 1966*]

“**taxi zone**” has the meaning given to it in the Code;

‘taxi zone’ means ‘a length of carriageway to which a ‘taxi zone’ applies;

Taxi zone sign

(arrow and background to words in red)



*Note* There are a number of other permitted versions of this sign.

*Note* A “**taxi zone**” sign may have an arrow pointing in a different direction and anything on the sign may be differently arranged.

[Regulation 3(1) of the Code]

“**thoroughfare**” has the meaning given to it by the Act;

'thoroughfare' means a road or other thoroughfare and includes structures and other things appurtenant to the thoroughfare that are within its limits, and nothing is prevented from being a thoroughfare only because it is not open at each end;  
[Section 1.4 of the Act]

“**ticket issuing machine**” means a parking meter which issues, as a result of money being inserted in the machine or such other form of payment as may be permitted to be made, a ticket showing the period during which it is to be lawful to remain parked in a metered bay to which the machine is referable;

“**traffic island**” has the meaning given to it in the Code;

'traffic island' means any physical provision, other than lines, marks or other indications on a carriageway, made at or near an intersection, to guide vehicular traffic;  
[Regulation 3(1) of the Code]

“**trailer**” has the meaning given to it in the Code;

'trailer' means any vehicle without motive power of its own, designed for attachment to a motor vehicle for the purpose of being towed, but does not include the rear portion of an articulated vehicle, or a side-car;  
[Regulation 3(1) of the Code]

unattended, in relation to a vehicle, means that the driver has left the vehicle and is more than 3 metres from the closest point of the vehicle

“**vehicle**” has the meaning given to it in the *Road Traffic Act*; and

'vehicle' includes —

- (a) every conveyance, not being a train, vessel or aircraft, and every object capable of being propelled or drawn, on wheels or tracks, by any means; and
- (b) where the context permits, an animal being driven or ridden;

[Section 5(1) of the Act]

“**verge**” has the same meaning as “**nature strip**”.

## 1.6 Application of particular definitions

- (1) For the purposes of the application of the definitions of '~~no parking area~~' and '~~parking area~~' an arrow inscribed on a sign erected at an angle to the boundary of the carriageway is deemed to be pointing in the direction in which it would point, if the sign was turned at an angle of less than 90 degrees until parallel with the boundary.
- (2) Unless the context otherwise requires, where a term is used, but not defined, in this local law, and that term is defined in the Road Traffic Act or in the Code, then the term is to have the meaning given to it in that Act or the Code.

## 1.7 Pre-existing signs

- (1) A sign that -
  - (a) \_\_\_\_\_ was erected by the ~~City~~ City local government or the Commissioner of Main Roads before the commencement of this local law; and
  - (b) \_\_\_\_\_ relates to the parking of vehicles within the parking region,is to be deemed to have been erected by the ~~City~~ City local government under this local law.
- (2) An inscription, word, number, expression or symbol on a sign referred to in subclause (1) operates and has effect according to its tenor.
- (3) Where an inscription, word, number, expression or symbol on a sign referred to in subclause (1) relates to the stopping of vehicles, it is to be deemed for the purposes of this local law to operate and have effect as if it related to the parking of vehicles.

## 1.8 Classes of vehicles

For the purpose of this local law, vehicles are divided into classes as follows -

- (a) \_\_\_\_\_ buses;
- (b) \_\_\_\_\_ commercial vehicles;
- (c) \_\_\_\_\_ motorcycles and bicycles;
- (d) \_\_\_\_\_ taxis; and
- (e) all other vehicles.

## 1.9 Part of thoroughfare to which sign applies

Where under this local law the parking of vehicles in a thoroughfare is controlled by a sign, the sign is to be read as applying to that part of the thoroughfare which -

- (a) \_\_\_\_\_ is beyond the sign;
- (b) \_\_\_\_\_ is between that sign and the next sign; and
- (c) \_\_\_\_\_ is on that side of the thoroughfare nearest to the sign.

## 1.10 Powers of the ~~City~~ City local government

The ~~City~~ City local government may prohibit or regulate by signs, the stopping or parking of any vehicle or any class of vehicles in any part of the parking region but must do so consistently with the provisions of this local law.

## Part 2 - Metered zones

### 2.1 Determination of metered zones

- (1) The ~~City~~ City local government may constitute, determine and indicate by signs, metered bays and metered zones.
- (2) In respect of metered bays and metered zones the ~~City~~ City local government may determine, and may indicate by signs -
  - (a) \_\_\_\_\_ permitted times and conditions of parking depending on and varying with the locality;
  - (b) \_\_\_\_\_ classes of vehicles which are permitted to park;
  - (c) \_\_\_\_\_ the amount payable for parking; and
  - (d) \_\_\_\_\_ the manner of parking.

### 2.2 Parking fee to be paid

Subject to clause 2.5, a person must not park a vehicle in a metered bay unless the appropriate fee as indicated by a sign on the parking meter referable to the bay is inserted into the parking meter or is otherwise paid under clause 2.11.

### 2.3 Limitation on parking in metered bay

The payment of the fee under clause 2.2 entitles a person to park the vehicle in a metered bay for the period shown on the parking meter, but does not authorise the parking of the vehicle during any time when parking in that bay is prohibited under this local law.

## **2.4 No parking when meter is expired**

Subject to clause 2.5, a person must not, during the hours when a fee is payable to park the vehicle in a metered bay -

(a) \_\_\_\_\_ leave the vehicle in the metered bay; or

(b) \_\_\_\_\_ permit the vehicle to remain parked in the metered bay,

when the parking meter referable to that metered bay exhibits the sign 'Expired' or a negative time.

## **2.5 Suspension of requirement to pay fee**

The ~~City~~ City local government may from time to time declare that clauses 2.2 and 2.4 are not to apply during the period specified in the resolution.

## **2.6 Vehicles to be within metered bay**

(1) Subject to subclause (2), a person must not park a vehicle in a metered bay in a thoroughfare otherwise than -

(a) \_\_\_\_\_ wholly within the metered bay; and

(b) \_\_\_\_\_ where the metered bay is set out parallel to the kerb - parallel to and as close to the kerb as practicable.

(2) If a vehicle is too long or too wide to fit completely within a single metered bay then the person parking the vehicle must do so within the minimum number of metered bays needed to park that vehicle.

(3) A person must not park a vehicle partly within and partly outside a metered zone.

## **2.7 Permitted insertions in parking meters**

(1) A person must not insert into a parking meter anything other than the designations of coins or banknotes or such other permitted form of payment indicated by a sign on the parking meter.

(2) The insertion of a coin or banknote into any parking meter, or the making of payment in such other form as may be permitted, must be effected only in accordance with the instructions printed on that particular meter.

## 2.8 Parking ticket to be clearly visible

A driver of a vehicle left parked in a metered zone which is regulated by a ticket issuing machine must, on purchasing a ticket from the machine for a period of parking, place the ticket inside the vehicle in a position where –

(a) \_\_\_\_\_ the ticket is clearly visible to; and

(b) \_\_\_\_\_ the expiry time or time for which the ticket remains valid is able to be read by,

an authorised person examining the ticket from outside the vehicle.

## 2.9 One vehicle per metered bay

A person must not park or attempt to park a vehicle in a metered bay in which another vehicle is parking or has parked.

## 2.10 No parking when hood on meter

Despite any other provision of this local law and despite any other sign or notice, a person must not park a vehicle in a metered bay if the parking meter referable to the metered bay has a hood marked 'No Parking', 'Reserved Parking' or 'Temporary Bus Stand' or equivalent symbols depicting these purposes except with the permission of the ~~City~~ Citylocal government or an authorised person.

## 2.11 Alternative methods of payment for parking

- (1) The ~~City~~ Citylocal government may allow a person to pay for parking in advance or in arrears by issuing a permit, invoice, ticket or pass (referred to in this clause as an '**Alternative Method of Payment**').
- (2) A person who has been permitted by the ~~City~~ Citylocal government to make an Alternative Method of Payment for parking is exempt from paying fees at the relevant parking facility providing that he or she complies with the terms of the Alternative Method of Payment.
- (3) An Alternative Method of Payment may not be used by any person other than the person who received authorisation by the ~~City~~ Citylocal government.



## Part 3 - Parking bays and parking stations

### 3.1 Determination of parking bays and parking stations

The ~~City City~~local government may constitute, determine and indicate by signs -

- (a) \_\_\_\_\_ parking bays;
- (b) \_\_\_\_\_ parking stations;
- (c) \_\_\_\_\_ permitted time and conditions of parking in parking bays and parking stations which may vary with the locality;
- (d) \_\_\_\_\_ permitted classes of vehicles which may park in parking bays and parking stations;
- (e) \_\_\_\_\_ permitted classes of persons who may park in specified parking bays or parking stations; and
- (f) \_\_\_\_\_ the manner of parking in parking bays and parking stations.

### 3.2 Vehicles to be within parking bay on thoroughfare

- (1) Subject to subclause (2), a person must not park a vehicle in a parking bay in a thoroughfare otherwise than -
  - (a) \_\_\_\_\_ where the parking bay is set out parallel to the kerb - parallel to and as close to the kerb as is practicable;
  - (b) \_\_\_\_\_ wholly within the bay; and
  - (c) \_\_\_\_\_ headed in the direction of the movement of traffic on the side of the thoroughfare in which the bay is situated.
- (2) If a vehicle is too long or too wide to fit completely within a single parking bay then the person parking the vehicle must do so within the minimum number of parking bays needed to park that vehicle.
- (3) A person must not park a vehicle partly within and partly outside a parking area.

### 3.3 Payment of fee to park in parking station

A person must not park a vehicle, or permit a vehicle to remain parked, in a parking station during any period for which a fee is payable unless -

- (a) \_\_\_\_\_ in the case of a parking station having an authorised person on duty, the appropriate fee is paid when demanded; or
- (b) \_\_\_\_\_ in the case of a parking station equipped with parking meters, the appropriate fee is inserted in the meter or the required payment is made in such other form as may be permitted.

### 3.4 Suspension of parking station restrictions

The ~~City~~ City local government may ~~declare~~ ~~declare~~ determine that clause 3.3 is not to apply during the period, in relation to a particular parking station, specified in the resolution.

### 3.5 Vehicle not to be removed until fee paid

A person must not remove a vehicle which has been parked in a parking station until the appropriate fee has been paid for the period for which the vehicle has been parked.

### 3.6 Entitlement to receipt

A person paying a fee at a parking station is entitled to receive a receipt on demand showing the period of parking covered by the payment.

### 3.7 Parking ticket to be clearly visible

A driver of a vehicle in a parking station which is equipped with a ticket issuing machine must on purchasing a ticket from the machine for a period of parking, place the ticket inside the vehicle in a position where –

(a) \_\_\_\_\_ the ticket is clearly visible to; and

(b) \_\_\_\_\_ the expiry time or time for which the ticket remains valid is able to be read by,

an authorised person examining the ticket from outside the vehicle.

### 3.8 Parking prohibitions and restrictions

(1) A person must not -

(a) \_\_\_\_\_ park a vehicle so as to obstruct an entrance to, or an exit from a parking station, or an access way within a parking station;

(b) \_\_\_\_\_ except with the permission of the ~~City~~ City local government or an authorised person park a vehicle on any part of a parking station contrary to a sign referable to that part;

(c) \_\_\_\_\_ permit a vehicle to park on any part of a parking station, if an authorised person directs the driver of the vehicle to move the vehicle; or

(d) park or attempt to park a vehicle in a parking bay in which another vehicle is parked but this paragraph does not prevent the parking of a motorcycle and a bicycle together in a bay marked 'M/C', if the bicycle is parked in accordance with subclause (2).

- (2) A person must not park a bicycle -
- (a) \_\_\_\_\_ in a parking bay other than in a bay marked 'M/C'; and
  - (b) \_\_\_\_\_ in such bay other than against the kerb.
- (3) Despite subclause (1)(b), a driver may park a vehicle in a bay that is in a parking area (except where it is in a parking area for people with a disability) for twice the length of time allowed if -
- (a) \_\_\_\_\_ the driver's vehicle displays an ACROD sticker; and
  - (b) \_\_\_\_\_ a person with a disability to whom that ACROD sticker relates is either the driver of, or a passenger in, the vehicle.

## Part 4 - Parking generally

### 4.1 Restrictions on parking in particular areas

- (1) Subject to subclause ~~(2)~~(3)~~(2)~~, a person must not park a vehicle in a thoroughfare or part of a thoroughfare, or part of a parking station -
- (a) \_\_\_\_\_ if by a sign it is set apart for the parking of vehicles of a different class;
  - (b) \_\_\_\_\_ if by a sign it is set apart for the parking of vehicles by persons of a different class; or
  - (c) \_\_\_\_\_ during any period when the parking of vehicles is prohibited by a sign.
- (2) Subclause (3) applies to a driver if -
- (a) \_\_\_\_\_ the driver's vehicle displays an ACROD sticker; and
  - (b) \_\_\_\_\_ a ~~disabled disabled~~ person with a disability to whom the ACROD sticker relates is either the driver of the vehicle or a passenger in the vehicle.
- (3) A driver may park a vehicle in a thoroughfare or a part of a thoroughfare or part of a parking station, except in a thoroughfare or a part of a thoroughfare or part of a parking station to which a disabled parking sign relates, for twice the period indicated on the sign.

- (4) A person must not park a vehicle -
  - (a) \_\_\_\_\_ in a no parking area;
  - (b) \_\_\_\_\_ in a parking area, except in accordance both with the signs relating to the parking area and with this local law;
  - (c) \_\_\_\_\_ in a bay marked 'M/C', unless the vehicle is a bicycle or a motorcycle without a sidecar or a trailer;
  - (d) \_\_\_\_\_ at any time in a right of way; or
  - (e) \_\_\_\_\_ unless clause 4.12 applies, for more than the maximum time specified by a sign.
- (5) A person must not, without the prior permission of the ~~City~~ Citylocal government, the CEO, or an authorised person, park a vehicle in an area designated by a sign stating 'Authorized Vehicles Only' or 'Authorised Vehicles Only'.

#### 4.2 Parking with a permit

- (1) A sign may indicate that all or part of a parking station or road is set aside, during the period indicated on the sign, for the parking of vehicles with a permit.
- (2) The ~~City~~ Citylocal government may issue to a person a permit in respect of all or part of a parking station or a road referred to in subclause (1).
- (3) A person must not park or stop a vehicle, or permit a vehicle to remain parked, in a parking station or road that is set aside under subclause (1) unless the permit issued under subclause (2) is displayed inside the vehicle so that it is clearly visible to an authorised person examining the permit from outside the vehicle.
- (4) The ~~City~~ Citylocal government may, at any time, revoke a permit issued under subclause (2).

#### 4.3 Event parking

- (1) A sign may indicate that all or part of a parking station, road or public place is set aside, during the period indicated ~~on~~ in the sign, for the parking of vehicles by persons attending a particular event.
- (2) The ~~City~~ Citylocal government may issue to a person a permit in respect of all or part of a parking station, road or public place for an event referred to in subclause (1).
- (3) A person must not park or stop a vehicle, or permit a vehicle to remain parked, in any area that is set aside under subclause (1) unless the permit issued under subclause (2) for the relevant event is displayed inside the vehicle so that it is clearly visible to an authorised person examining the ticket from outside the vehicle.

#### 4.4 General ~~N~~no ~~P~~parking ~~Z~~zone

(1) In this clause, -

(a) ~~\_\_\_\_\_~~ 'gGeneral nNo pParking zZone' means ~~from 6:00 a.m. on the 26th of January to 6:00 p.m. on the 27th of January each year, from 6:00 a.m. on the 26<sup>th</sup> of January to 6:00 p.m. on the 27<sup>th</sup> of January each year,~~ the area contained within the ~~W~~wards of Civic and Mill Point in the City of South Perth which area is bounded by and includes South Terrace to the south, Canning Highway to the east and the Swan River foreshore to the west and north ~~is declared to be a general no parking zone for the purposes of this local law is declared to be a~~ gGeneral nNo pParking zZone for the purposes of this local law; and

(b) ~~\_\_\_\_\_~~ the general no parking zone applies from 6.00am on 26 January to 6.00pm on 27 January each year.

(2) Where ~~a general no parking zone applies,~~ the City/local government establishes a general no parking zone, the ~~City/local government~~ City/local government must erect a sign at entry points to the general no parking zone indicating: -

(a) ~~\_\_\_\_\_~~ (i) ~~\_\_\_\_\_~~ the area that is a general no parking zone; and

(b) ~~\_\_\_\_\_~~ (ii) ~~\_\_\_\_\_~~ the dates and times during which the area is a general no parking zone.

~~(2) \_\_\_\_\_ Where the City establishes a general no parking zone and erects signs at each entry point to the general no parking zone then it is an offence to park on any road or nature strip within the general no parking zone.~~

~~(2) \_\_\_\_\_ Where the City establishes a general no parking zone and erects signs at each entry point to the general no parking zone then it is an offence to park on any road or nature strip within the general no parking zone.~~

(3) A driver must not park a vehicle on the road or a nature strip in a general no parking zone.

~~(4) \_\_\_\_\_ A driver commits an offence under this clause notwithstanding the fact that there are no signs in the immediate vicinity of the area in which the driver parked the vehicle indicating that the area in which the driver parked the vehicle is a general no parking zone. A driver commits an offence under this clause notwithstanding the fact that there are no signs in the immediate vicinity of the area in which the driver parked the vehicle indicating that the area in which the driver parked the vehicle is a general no parking zone~~

#### 4.5 Parking vehicle on a carriageway

(1) Unless otherwise permitted by a sign, a person parking a vehicle on a carriageway other than in a parking bay must park it -

(a) \_\_\_\_\_ in the case of a two-way carriageway, so that it is as near as practicable to and parallel with, the left boundary of the carriageway and headed in the direction of the movement of traffic on the side of the thoroughfare on which the vehicle is parked;

(b) \_\_\_\_\_ in the case of a one-way carriageway, so that it is as near as practicable to and parallel with either boundary of the carriageway and headed in the direction of the movement of traffic on the side of the thoroughfare on which the vehicle is parked;

(c) \_\_\_\_\_ so that at least 3 metres of the width of the carriageway lies between -

(i) \_\_\_\_\_ the vehicle and the farther boundary of the carriageway, or any continuous dividing line or median strip; or

(ii) \_\_\_\_\_ between the vehicle and any part of a vehicle parked on the farther side of the carriageway;

(d) \_\_\_\_\_ so that the front and the rear of the vehicle respectively is not less than 1 metre from any other vehicle, except a motorcycle without a trailer, or a bicycle parked in accordance with this local law; and

(e) \_\_\_\_\_ so that it does not obstruct any vehicle on the carriageway.

(2) In this clause, '**continuous dividing line**' means -

(a) \_\_\_\_\_ a single continuous dividing line only;

(b) \_\_\_\_\_ a single continuous dividing line to the left or right of a broken dividing line; or

(c) \_\_\_\_\_ 2 parallel continuous dividing lines.

#### 4.6 When parallel and right-angled parking apply

Where a sign relating to a parking area is not inscribed with the words 'angle parking' (or with an equivalent symbol depicting this purpose), then unless a sign relating to the parking area indicates, that vehicles have to park in a different position, where the parking area is -

(a) \_\_\_\_\_ adjacent to the boundary of a carriageway - a person parking a vehicle in the parking area must park it as near as practicable to and parallel with that boundary; and

(b) \_\_\_\_\_ at or near the centre of the carriageway - a person parking a vehicle in that parking area must park it at approximately right angles to the centre of the carriageway.

#### 4.7 When angle parking applies

- (1) This clause does not apply to -
  - (a) a passenger vehicle of over 3 tonnes;
  - (b) a commercial vehicle with a mass including any load, of over 3 tonnes; or
  - (c) a person parking either a motor cycle without a trailer or a bicycle.
- (2) Where a sign relating to a parking area is inscribed with the words 'angle parking' (or with an equivalent symbol depicting this purpose), a person parking a vehicle in the area must park the vehicle at an angle of approximately 45 degrees to the centre of the carriageway, unless otherwise indicated by the sign or by marks on the carriageway.

#### 4.8 General prohibitions on parking

- (1) This clause does not apply to a vehicle parked in a parking bay or to a bicycle in a bicycle rack.
- (2) Subclauses (3)(c), (e) and (g) do not apply to a vehicle parked in a bus embayment.
- (3) Subject to any law relating to intersections with traffic control signals and unless a ~~mark or other~~ mark or other sign ~~of marking on the carriageway~~ indicates otherwise, a person must not park a vehicle so that any portion of the vehicle is -
  - (a) between any other stationary vehicle and the centre of the carriageway;
  - (b) on or adjacent to a median strip;
  - (c) obstructing a right of way, private drive or carriageway or so close as to deny a vehicle reasonable access to or egress from the right of way, private drive or carriageway;
  - (d) alongside or opposite any excavation, works, hoarding, scaffolding or obstruction on the carriageway, if the vehicle would obstruct traffic;
  - (e) on or within 10 metres of any portion of a carriageway bounded by a traffic island;
  - (f) on any footpath or pedestrian crossing;
  - (g) between the boundaries of a carriageway and any double longitudinal line consisting of two continuous lines;

- (h) \_\_\_\_\_ between a double longitudinal line consisting of a continuous line and a broken or dotted line and the boundary of a carriageway nearer to the continuous line, unless there is a distance of at least 3 metres clear between the vehicle and the double longitudinal line;
  - (i) \_\_\_\_\_ on an intersection, except adjacent to a carriageway boundary that is not broken by an intersecting carriageway;
  - (j) \_\_\_\_\_ within 1 metre of a fire hydrant or fire plug, or of any sign or mark indicating the existence of a fire hydrant or fire plug;
  - (k) \_\_\_\_\_ within 3 metres of a public letter pillar box, unless the vehicle is being used for the purposes of collecting postal articles from the pillar box;
  - (l) \_\_\_\_\_ within 10 metres of the prolongation of the nearer edge of any intersecting carriageway (without traffic-control signals) intersecting that carriageway on the side on which the vehicle is parked; or
  - (m) \_\_\_\_\_ on a carriageway within 20 metres from the nearest point of an intersecting carriageway at an intersection with traffic-control signals.
- (4) A person must not park a vehicle so that any portion of the vehicle is within 20 metres of the approach side, or within 10 metres of the departure side, of -
- (a) \_\_\_\_\_ a sign inscribed with the words 'Bus Stop' or 'Hail Bus Here' (or with equivalent symbols depicting these purposes) unless the vehicle is a bus stopped to take up or set down passengers; or
  - (b) \_\_\_\_\_ a children's crossing or pedestrian crossing.
- (5) A person must not park a vehicle so that any portion of the vehicle is within 20 metres of either the approach side, or the departure side, of the nearest rail of a railway level crossing.

#### **4.9 Authorised person may order vehicle on thoroughfare to be moved**

The driver of a vehicle must not park that vehicle on any part of a thoroughfare in contravention of this local law after an authorised person has directed the driver to move it.

#### **4.10 Authorised person may mark tyres**

- (1) An authorised person may mark the tyres of a vehicle parked in a parking facility with chalk or any other non-indelible substance for a purpose connected with or arising out of his or her duties or powers.
- (2) A person must not remove a mark made by an authorised person so that the purpose of making the mark is defeated or likely to be defeated.



#### 4.11 No movement of vehicles to avoid time limitation

- (1) Where the parking of vehicles in a parking facility is permitted for a limited time, a person must not move a vehicle within the parking facility so that the total time of parking exceeds the maximum time allowed for parking in the parking facility.
- (2) Where the parking of vehicles in a thoroughfare is permitted for a limited time, a person must not move a vehicle along that thoroughfare so that the total time of parking exceeds the maximum time permitted, unless the vehicle has first been removed from the thoroughfare for at least 2 hours.

#### 4.12 No parking of vehicles exposed for sale and in other circumstances

A person must not park a vehicle on any portion of a thoroughfare -

- (a) \_\_\_\_\_ for the purpose of exposing it for sale;
- (b) \_\_\_\_\_ if that vehicle is not licensed under the Road Traffic Act;
- (c) \_\_\_\_\_ if that vehicle is a trailer or a caravan unattached to a motor vehicle;  
or
- (d) \_\_\_\_\_ for the purpose of effecting repairs to it, other than the minimum repairs necessary to enable the vehicle to be moved to a place other than the thoroughfare.

#### 4.13 Parking on private land

- (1) In this clause a reference to '~~land~~' does not include land -
  - (a) \_\_\_\_\_ which belongs to the ~~City City~~local government;
  - (b) \_\_\_\_\_ of which the ~~City City~~local government is the management body under the *Land Administration Act 1997*;
  - (c) \_\_\_\_\_ which is an 'otherwise unvested facility' within section 3.53 of the Act;  
or
  - (d) \_\_\_\_\_ which is the subject of an agreement referred to in clause 0.
- (2) A person must not park a vehicle on land without the consent of the owner or occupier of the land on which the vehicle is parked.
- (3) Where the owner or occupier of the land, by a sign referable to that land or otherwise, consents to the parking of vehicles of a specified class or classes on the land for a limited period, a person must not park a vehicle on the land otherwise than in accordance with the consent.

#### 4.14 Parking on reserves

Other than an employee of the City-Citylocal government in the course of his or her duties or a person authorised by the City-Citylocal government, a person must not drive or park a vehicle on or over any portion of a reserve other than upon an area specifically set aside for that purpose.

#### 4.15 Suspension of parking limitations for urgent, essential or official duties

Where by a sign the parking of vehicles is permitted for a limited time on a portion of a thoroughfare or parking facility, the City-Citylocal government, the CEO or an authorised person may, subject to the Code, permit a person to park a vehicle in that portion of the thoroughfare or parking facility for longer than the permitted time in order for the person to carry out urgent, essential or official duties.

Where permission is granted under subclause (1), the City-Citylocal government, the CEO or an authorised person may prohibit the use by any other vehicle of that portion of the thoroughfare or parking facility to which the permission relates, for the duration of that permission.

### Part 5 - Stopping generally

#### 5.1 No stopping

- (1) A driver must not stop on a length of carriageway, or in an area, to which a 'no stopping' sign applies.
- (2) A driver must not stop at the side of a carriageway marked with a continuous yellow edge line.

142. No stopping on a carriageway with a yellow edge line

A driver shall not stop at the side of a carriageway marked with a continuous yellow edge line.

[Regulation 142 of the Code]

274. Removal of unattended vehicles

(1) A member of the Police Force may remove an unattended vehicle or cause it to be removed, from a road to a police station, or any other place where it may conveniently be detained, if —

- (a) the member has reasonable cause to believe it is an unlicensed vehicle, or is fitted with an identification tablet or plate that was not issued by the Director General for the vehicle;
- (b) it is not fitted with an identification tablet or plate;
- (c) it is apparently abandoned;
- (d) it is so parked as to cause an obstruction, or to constitute a danger to traffic; or

(3) the member has reasonable cause to believe it has been involved in an accident, on the road.

[Regulation 274 of the Code]

## 5.2 No parking

A driver must not stop on a length of carriageway or in an area to which a 'no parking' sign applies, unless the driver -

(a) is dropping off, or picking up, passengers or goods;

(b) does not leave the vehicle unattended; and

(c) completes the dropping off, or picking up, of the passengers or goods within 2 minutes of stopping and drives on.

~~For the purposes of subclause (1) - 'unattended', in relation to a vehicle, means that the driver has left the vehicle and is more than 3 metres from the closest point of the vehicle. For the purposes of subclause (1) - 'unattended', in relation to a vehicle, means that the driver has left the vehicle and is more than 3 metres from the closest point of the vehicle.~~

## Part 6 - Stopping in zones for particular vehicles

### 6.1 Stopping in a loading zone

A person must not stop a vehicle in a loading zone unless it is -

(a) a commercial vehicle engaged in the picking up or setting down of goods; or

(b) a motor vehicle taking up or setting down passengers,

in any event, must not remain in that loading zone -

(a) for longer than a time indicated on the 'loading zone' sign; or

(b) for longer than 30 minutes (if no time is indicated on the 'loading zone' sign).

### 6.2 Stopping in a taxi zone or a bus zone

(1) A driver must not stop in a taxi zone, unless the driver is driving a taxi.

(2) A driver must not stop in a bus zone unless the driver is driving a public bus, or a bus of a type that is permitted to stop at the bus zone by information on or with the 'bus zone' sign applying to the bus zone.

### 6.3 Stopping in a mail zone

A person must not stop a vehicle in a mail zone.

### 6.4 Other limitations in zones

A person must not stop a vehicle in a zone to which a sign applies if stopping the vehicle would be contrary to any limitation with respect to the class of persons or vehicles, or the specific activity allowed, as indicated by additional words on the sign.

## Part 7 - Other places where stopping is restricted

### 7.1 Stopping in a shared zone

A driver must not stop in a shared zone unless -

- (a) the driver stops at a place on a length of carriageway, or in an area, to which a sign applies and the driver is permitted to stop at that place under this local law;
- (b) the driver stops in a parking bay and the driver is permitted to stop in the parking bay under this local law;
- (c) the driver is dropping off, or picking up, passengers or goods; or
- (d) the driver is engaged in door-to-door delivery or collection of goods, or in the collection of waste or garbage.

### 7.2 Double parking

- (1) A driver must not stop a vehicle so that any portion of the vehicle is between any other stopped vehicle and the centre of the carriageway.
- (2) This clause does not apply to -
  - (a) a driver stopped in traffic; or
  - (b) a driver angle parking on the side of the carriageway or in a median strip parking area, in accordance with this local law.

### 7.3 Stopping near an obstruction

A driver must not stop on a carriageway near an obstruction on the carriageway in a position that further obstructs traffic on the carriageway.

### 7.4 Stopping on a bridge or in a tunnel, etc.

- (1) A driver must not stop a vehicle on a bridge, causeway, ramp or similar structure unless -
  - (a) the carriageway is at least as wide on the structure as it is on each of the approaches and a sign does not prohibit stopping; or
  - (b) the driver stops at a place on a length of carriageway, or in an area, to which a sign applies and the driver is permitted to stop at that place under this local law.

- (2) A driver must not stop a vehicle in a tunnel or underpass unless -
- (a) the carriageway is at least as wide in the tunnel or underpass as it is on each of the approaches and a sign does not prohibit stopping; or
  - (b) the driver of a motor vehicle stops at a bus stop, or in a bus zone or parking area marked on the carriageway, for the purpose of setting down or taking up passengers.

#### 7.5 Stopping on crests, curves, etc.

A driver must not stop a vehicle on, or partly on, a carriageway, in any position where it is not visible to the driver of an overtaking vehicle from a distance of 50 metres.

#### 7.6 Stopping near a fire hydrant etc.

A driver must not stop a vehicle so that any portion of the vehicle is within one metre of a fire hydrant or fire plug, or of any sign or mark indicating the existence of a fire hydrant or fire plug, unless -

- (a) the driver is driving a public bus, and the driver stops in a bus zone or at a bus stop and does not leave the bus unattended; or
  - (b) the driver is driving a taxi, and the driver stops in a taxi zone and does not leave the taxi unattended.
- ~~(1) For the purposes of subclause (1) – 'unattended', in relation to a vehicle, means that the driver has left the vehicle and is more than 3 metres from the closest point of the vehicle.~~

#### 7.7 Stopping at or near a bus stop

- (1) A driver must not stop a vehicle so that any portion of the vehicle is within 20 metres of the approach side of a bus stop, or within 10 metres of the departure side of a bus stop, unless -
- (a) the vehicle is a public bus stopped to take up or set down passengers; or
  - (b) the driver stops at a place on a length of carriageway, or in an area, where the driver is permitted to stop at that place under this local law, whether by a sign or otherwise.
- (2) In this clause, distances are measured in the direction in which the driver is driving.

#### 7.8 Stopping on a path, median strip or traffic island

The driver of a vehicle (other than a bicycle or an animal) must not stop so that any portion of the vehicle is on a path, traffic island or median strip, unless the driver stops in a place where the driver is permitted to stop at that place under this local law, whether by a sign or otherwise.

## 7.9 Stopping on a verge

- (1) A person must not -
- (a) stop a vehicle (other than a bicycle);
  - (b) stop a commercial vehicle or bus, or a trailer or caravan unattached to a motor vehicle; or
  - (c) stop a vehicle during any period when the stopping of vehicles on that verge is prohibited by a sign adjacent and referable to that verge,
- so that any portion of it is on a verge.
- (2) Subclause (1)(a) does not apply to the person if he or she is –
- (a) the owner or occupier of the premises immediately adjacent to that verge; or
  - (b) is authorised by the occupier of those premises to stop the vehicle so that any portion of it is on that verge.
- (3) Subclause (1)(b) does not apply to a commercial vehicle if –
- (a) it is being loaded or unloaded with reasonable expedition with goods or merchandise collected from or delivered to the premises adjacent to the portion of the verge on which the commercial vehicle is parked; and
  - (b) no obstruction is caused to the passage of any vehicle or person using a carriageway or a path.

## 7.10 Obstructing access to and from a path, driveway, etc.

- (1) A driver must not stop a vehicle so that any portion of the vehicle is in front of a path, in a position that obstructs access by vehicles or pedestrians to or from that path, unless -
- (a) the driver is dropping off, or picking up, passengers; or
  - (b) the driver stops in a parking bay and the driver is permitted to stop in the parking bay under this local law.
- (2) A driver must not stop a vehicle on or across a driveway or other way of access for vehicles travelling to or from adjacent land, unless -
- (a) the driver is dropping off, or picking up, passengers; or
  - (b) the driver stops in a parking bay and the driver is permitted to stop in the parking bay under this local law.

### **7.11 Stopping near a letter box**

- (1) A driver must not stop a vehicle so that any portion of the vehicle is within 3 metres of a public letter box, unless the driver-
- (a) is dropping off, or picking up, passengers or mail; or
  - (b) stops at a place on a length of carriageway, or in an area, to which a sign applies and the driver is permitted to stop at that place under this local law.

### **7.12 Stopping on a carriageway – heavy and long vehicles**

- (1) Unless engaged in the picking up or getting down of goods, a person must not park, on a carriageway for any period exceeding one hour, a vehicle or any combination of vehicles, that, together with any projection on, or load carried by, the vehicle or combination of vehicles, is 7.5 metres or more in length or exceeds a GVM of 3 tonnes.
- (2) Nothing in this clause affects the operation of any other clause in this local law, or any other written law relating to the parking or stopping of vehicles.

### **7.13 Stopping on a carriageway with a bicycle parking sign**

The driver of a vehicle (other than a bicycle) must not stop on a length of carriageway to which a 'bicycle parking' sign applies, unless the driver is dropping off, or picking up, passengers.

### **7.14 Stopping on a carriageway with motor cycle parking sign**

The driver of a vehicle must not stop on a length of carriageway, or in an area, to which a 'motor cycle parking' sign applies, or an area marked 'M/C' unless -

- (a) the vehicle is a motor cycle; or
- (b) the driver is dropping off, or picking up, passengers.

### **7.15 Stopping in a parking bay for people with disabilities**

- (1) A driver must not stop in a parking area for people with a disability unless -
- (a) the driver's vehicle displays an ACROD sticker; and
  - (b) either the driver or the passenger in that vehicle is a person with a disability.

- (2) In this clause a 'parking area for people with a disability' is a length or area -
- (a) \_\_\_\_\_ to which a 'permissive parking' sign displaying a 'people with disabilities' symbol applies;
  - (b) \_\_\_\_\_ to which a 'people with disabilities' sign applies;
  - (c) \_\_\_\_\_ indicated by a road marking that consists of, or includes, a 'people with disabilities' symbol; or
  - (d) \_\_\_\_\_ set aside within a parking region as a 'parking bay for use ~~of-of-by~~ a ~~disabled-disabled~~ person with a disability' under the *Local Government (Parking for Disabled Persons) Regulations 1988*.

## Part 8 - Miscellaneous

### 8.1 Removal of notices on vehicle

A person, other than the driver of the vehicle or a person acting under the direction of the driver of the vehicle, must not remove from the vehicle any notice put on the vehicle by an authorised person.

### 8.2 Unauthorised signs and defacing of signs

A person must not without the authority of the ~~City~~ Citylocal government -

- (a) \_\_\_\_\_ mark, set up or exhibit a sign purporting to be or resembling a sign marked, set up or exhibited by the ~~City~~ Citylocal government under this local law;
- (b) \_\_\_\_\_ remove, deface or misuse a sign or property, set up or exhibited by the ~~City~~ Citylocal government under this local law or attempt to do any such act; or
- (c) \_\_\_\_\_ affix a board, sign, placard, notice or other thing to or paint or write on any part of a sign set up or exhibited by the ~~City~~ Citylocal government under this local law.

### 8.3 Signs must be complied with

An inscription or symbol on a sign operates and has effect according to its tenor and a person contravening the direction on a sign commits an offence under this local law.

### 8.4 General provisions about signs

- (1) A sign marked, erected, set up, established or displayed on or near a thoroughfare is, in the absence of evidence to the contrary, presumed to be a sign marked, erected, set up, established or displayed under the authority of this local law.
- (2) The first three letters of any day of the week when used on a sign indicate that day of the week.



## 8.5 Special purpose, emergency and vehicles driven by authorised persons

Despite anything to the contrary in this local law -

- (a) The driver of a special purpose vehicle may, only in the course of his or her duties and when it is expedient and safe to do so, stop or park the vehicle in any place and at any time;
- (b) The driver of an emergency vehicle may, in the course of his or her duties and when it is expedient and safe to do so or where he or she honestly and reasonably believes that it is expedient and safe to do so, stop or park the vehicle at any place and at any time; and
- (c) An authorised person engaged in the course of his or her duties and when it is expedient and safe to do so or where he or she honestly and reasonably believes that it is expedient and safe to do so, may stop or park a vehicle at any place and at any time.

## 8.6 Vehicles not to obstruct a public place

- (1) Without the permission of the City Citylocal government or unless authorised under any written law a person must not leave a vehicle, or any part of a vehicle, in a public place so that it obstructs the use of any part of that public place.
- (2) A person does not contravene subclause (1) where the vehicle is left for a period not exceeding 24 hours.

## Part 9 - Enforcement

### 9.1 Legal proceedings

Evidentiary provisions relating to offences involving vehicles are contained in Division 2 of Part 9 of the Act.

Note: *For example, section 9.47 of the Local Government Act 1995 states –*

*'In proceedings under this Act instituted by or under the direction of a local government, until evidence is given to the contrary, proof is not required of -*

- (e) *the fact that a place is within a parking region; or*
- (f) *the establishment or provision of a parking facility.'*

### 9.2 Offences and penalties

- (1) A person who breaches a provision of this local law commits an offence.
- (2) An offence against any provision of this local law is a prescribed offence for the purposes of section 9.16(1) of the Act.

- (3) A person who commits an offence under this local law is to be liable, on conviction, to a penalty not less than \$250 and not exceeding \$5,000, and if the offence is of a continuing nature, to an additional penalty not exceeding \$500 for each day or part of a day during which the offence has continued.
- (4) The amount appearing in the final column of Schedule 1 directly opposite a clause specified in that Schedule is the modified penalty for an offence against that clause.
- (5) If this local law expresses a modified penalty as a number of penalty units, the monetary value of the modified penalty is the number of dollars obtained by multiplying the value of the penalty unit by the number of penalty units.

### 9.3 Form of notices

For the purposes of this local law -

- (a) the form of the notice referred to in section 9.13 of the Act is that of Form 1 in Schedule 2;
- (b) the form of the infringement notice referred to in section 9.17 of the Act is that of Form 2 in Schedule 2;
- (c) the form of the infringement notice referred to in section 9.17 of the Act which incorporates the notice referred to in section 9.13 of the Act, is that of Form 3 in Schedule 2; and
- (d) the form of the notice referred to in section 9.20 of the Act is that of Form 4 in Schedule 2.

Note:

*Regulation 29 of the Local Government (Functions and General) Regulations 1996 provides that:*

**29. Contraventions that may lead to impounding of goods — s. 3.37**

*(1) A contravention of a regulation or local law made under the Act can lead to the impounding of goods involved in the contravention if—*

- (a) *it occurs in a public place; and*
- (b) *either—*
  - (i) *the presence of the goods—*
    - (I) *presents a hazard to public safety; or*
    - (II) *obstructs the lawful use of any place;*

*or*

*(ii) where the regulation or local law prohibits or regulates the placement of the goods, the goods are located in a place contrary to that regulation or local law.*

*(1a) A contravention of a regulation or local law made under the Act can lead to the impounding of goods that are animals (if they are involved in the contravention) whether or not the contravention takes place in a private or a public place.*

- (2) *In subregulation (1) or (1a)—*  
*“public place” includes a place that is on private property that the public are allowed to use.*  
*[Regulation 29 amended in Gazette 29 Apr 1997 p. 2145; 25 Feb 2000 p. 974.]*

## SCHEDULE 1 - PRESCRIBED OFFENCES

Item No.	Clause No.	Nature of offence	Penalty Unit
1	2.2	Failure to pay fee for metered bay	6
2	2.3	Parking in excess of period shown on metered bay	6
3	2.4	Parking when meter has expired	6
4	2.6(3)	Failure to park wholly within metered bay	6
5	2.6(3)	Parking outside metered zone	6
6	2.7	Non-permitted insertion in parking meter	6
7	2.8	Failure to display ticket clearly in metered zone	6
8	2.9	Parking or attempting to park a vehicle in a metered bay occupied by another vehicle	6
9	2.10	Parking contrary to a meter hood	6
10	3.2(1)	Failure to park wholly within parking bay	6
11	3.2(3)	Failure to park wholly within parking area	6
12	3.3	Failure to pay parking station fee	6
13	3.5	Leaving without paying parking station fee	6
14	3.7	Failure to display ticket clearly in parking station	6
15	3.8(1)(a)	Causing obstruction in parking station	8
16	3.8(1)(b)	Parking contrary to sign in parking station	6
17	3.8(1)(c)	Parking contrary to directions of authorised person	10
18	3.8(1)(d)	Parking or attempting to park a vehicle in a parking bay occupied by another vehicle	8
19	4.1(1)(a)	Parking wrong class of vehicle	6
20	4.1(1)(b)	Parking by persons of a different class	6
21	4.1(1)(c)	Parking during prohibited period	8
22	4.1(4)( <del>a</del> )	Parking in no parking area	8
23	4.1(4)( <del>b</del> )	Parking contrary to signs or limitations	6
24	4.1(4)( <del>c</del> )	Parking vehicle in motor cycle only area	6
25	4.1(4)( <del>d</del> )	Parking vehicle in a right of way	8
26	4.1(4)( <del>e</del> )	Parking vehicle in excess of maximum time	6

Item No.	Clause No.	Nature of offence	Penalty Unit
27	4.1(5)	Parking without permission in an area designated for 'Authorised Vehicles Only'	6
28	4.2(3)	Failure to display parking permit	6
29	4.3(3)	Failure to display event parking permit	6
30	4.4	Parking unlawfully in a <b>g</b> General <b>n</b> No <b>p</b> Parking Zone	8
31	4.5(1)(a)	Failure to park on the left of two-way carriageway	6
32	4.5(1)(b)	Failure to park on boundary of one-way carriageway	6
33	4.5(1)(a) or 4.5(1)(b)	Parking against the flow of traffic	6
34	4.5(1)(c)	Parking when distance from farther boundary less than 3 metres	6
35	4.5(1)(d)	Parking closer than 1 metre from another vehicle	6
36	4.5(1)(e)	Causing obstruction	8
37	4.6(a) or 4.6(b)	Failure to park at approximate right angle or parallel to carriageway	6
38	4.7(2)	Failure to park at an appropriate angle	6
39	4.8(3)(a) and 7.2	Double parking	8
40	4.8(3)(b)	Parking on or adjacent to a median strip	8
41	4.8(3)(c)	Denying access to private drive or right of way	10
42	4.8(3)(d)	Parking beside excavation or obstruction so as to obstruct	10
43	4.8(3)(e)	Parking within 10 metres of traffic island	8
44	4.8(3)(f)	Parking on footpath/pedestrian crossing	10
45	4.8(3)(g) and (h)	Parking contrary to continuous line markings	6
46	4.8(3)(i)	Parking on intersection	8
47	4.8(3)(j)	Parking within 1 metre of fire hydrant or fire plug	8
48	4.8(3)(k)	Parking within 3 metres of public letter box	6
49	4.8(3)(l)	Parking within 10 metres of intersection	8
50	4.8(3)(m)	Parking within 20 metres of a traffic signal controlled intersection	8

Item No.	Clause No.	Nature of offence	Penalty Unit
51	4.8(4)(a) or (b)	Parking vehicle within 10 metres of departure side of bus stop, children's crossing or pedestrian crossing	6
52	4.8(4)(a) or (b)	Parking vehicle within 20 metres of approach side of bus stop, children's crossing or pedestrian crossing	6
53	4.8(5)	Parking vehicle within 20 metres of approach side or departure side of railway level crossing	6
54	4.9	Parking contrary to direction of authorised person	10
55	4.10(2)	Removing mark of authorised person	8
56	4.11	Moving vehicle to avoid time limitation	6
57	4.12(a)	Parking in thoroughfare for purpose of sale	8
58	4.12(b)	Parking unlicensed vehicle in thoroughfare	8
59	4.12(c)	Parking a trailer/caravan on a thoroughfare	8
60	4.12(d)	Parking in thoroughfare for purpose of repairs	8
61	4.13(2)	Parking on land that is not a parking facility without consent	8
62	4.13(3)	Parking on land not in accordance with consent	8
63	4.14	Driving or parking on reserve	8
64	5.1(1)	Stopping contrary to a 'no stopping' sign	10
65	5.1(2)	Stopping within continuous yellow lines	10
66	5.2(1)	Parking contrary to a 'no parking' sign	8
67	6.1	Stopping unlawfully in a loading zone	6
68	6.2	Stopping unlawfully in a taxi zone or bus zone	6
69	6.3	Stopping unlawfully in a mail zone	6
70	6.4	Stopping in a zone contrary to a sign	6
71	7.1	Stopping in a shared zone	6
72	7.3	Stopping near an obstruction	6
73	7.4	Stopping on a bridge or tunnel	8
74	7.5	Stopping on crests/curves etc	8
75	7.6	Stopping near fire hydrant	8
76	7.7	Stopping near bus stop	6
77	7.8	Stopping on path, median strip or traffic island	8

Item No.	Clause No.	Nature of offence	Penalty Unit
78	7.9	Stopping on verge	8
79	7.10	Obstructing path, a driveway etc	8
80	7.11	Stopping near letter box	6
81	7.12	Stopping heavy or long vehicles on carriageway	8
82	7.13	Stopping in bicycle parking area	8
83	7.14	Stopping in motorcycle parking area	8
84	7.15	Stopping in a parking area for people with disabilities	12
85	8.6	Leaving vehicle so as to obstruct a public place	8
86	<u>9.2</u>	All other offences not specified	8

*Note: Penalty Units are prescribed in the City of South Perth Local Law Relating to Penalty Units. At 1 July 2003 one penalty unit was \$10.00.*

**SCHEDULE 2 – INFRINGEMENTS NOTICE FORMS**

**LOCAL GOVERNMENT ACT 1995[Clause 9.3]**

**FORM 1**

**PARKING LOCAL LAW 2008**

**NOTICE TO OWNER OF VEHICLE INVOLVED IN OFFENCE**

Date ..... / ..... / .....

To: (1) .....

of: (2) .....

It is alleged that on ..... / ..... / ..... at (3) .....

at (4) ..... your vehicle:

make: ..... ;

model: ..... ;

registration: ..... ;

was involved in the commission of the following offence - .....

.....

.....

.....

.....

.....

contrary to clause ..... of the **Parking Local Law**.

You are required under section 9.13 of *the Local Government Act 1995* to identify the person who was the driver or person in charge of the vehicle at the time when the offence is alleged to have been committed.

If you do not prove otherwise, you will be deemed to have committed the offence unless:

- (a) within 28 days after being served with this notice;
  - (i) you inform the Chief Executive Officer or another authorised officer of the **City local government** as to the identity and address of the person who was the driver or person in charge of the vehicle at the time the offence is alleged to have been committed; and
  - (ii) you satisfy the Chief Executive Officer that the vehicle had been stolen, or was being unlawfully used, at the time the offence is alleged to have been committed;

or

- (b) you were given an infringement notice for the alleged offence and the modified penalty specified in it is paid within 28 days after the notice was given or such further time as is allowed.

(5) .....

(6) .....

Insert:

- (1) Name of owner or 'the owner'
- (2) Address of owner (not required if owner not named)
- (3) Time of alleged offence
- (4) Location of alleged offence
- (5) Signature of authorised person
- (6) Name and title of authorised person giving notice

**SCHEDULE 2**  
**LOCAL GOVERNMENT ACT 1995**

**FORM 2**  
**PARKING LOCAL LAW 2008**  
**INFRINGEMENT NOTICE**

Serial No .....  
Date ..... / ..... / .....

To: (1) .....  
of: (2) .....  
It is alleged that on ..... / ..... / ..... at (3) .....

at (4) .....

in respect of vehicle:  
make: ..... ;  
model: ..... ;  
registration: ..... ;  
you committed the following offence:

.....  
.....  
.....

contrary to clause ..... of the **Parking Local Law**.

The modified penalty for the offence is \$ .....

If you do not wish to have a complaint of the alleged offence heard and determined by a court, the amount of the modified penalty may be paid to an authorised person at (5) ..... within a period of 28 days after the giving of this notice.

If you take no action this infringement notice may be registered with the Fines Enforcement Registry after which your driver's licence or any vehicle licence held by you may be suspended. If the matter is registered with the Registry additional costs will also be payable.

If the above address is not your current address, or if you change your address, it is important that you advise us immediately. Failure to do so may result in your driver's licence or any vehicle licence you hold being suspended without your knowledge.

(6) .....  
(7) .....

- Insert:
- (1) Name of alleged offender or 'the owner'
  - (2) Address of alleged offender
  - (3) Time of alleged offence
  - (4) Location of alleged offence
  - (5) Place where modified penalty may be paid
  - (6) Signature of authorised person
  - (7) Name and title of authorised person giving notice



**SCHEDULE 2**

**~~LOCAL GOVERNMENT ACT 1995~~**

**FORM 3**

**PARKING LOCAL LAW 2008**

**INFRINGEMENT NOTICE**

Serial No .....

Date ..... / ..... / .....

To: (1) .....

of: (2) .....

It is alleged that on ..... / ..... / ..... at (3) .....

at (4) .....

in respect of vehicle:

make: ..... ;

model: ..... ;

registration: ..... ;

you committed the following offence:

.....  
.....

contrary to clause ..... of the **Parking Local Law**.

The modified penalty for the offence is \$ .....

If you do not wish to have a complaint of the alleged offence heard and determined by a court, the amount of the modified penalty may be paid to an authorised person at (5) ..... within a period of 28 days after the giving of this notice.

Unless within 28 days after being served with this notice:

(a) you pay the modified penalty; or

(b) you:

(i) inform the Chief Executive Officer or another authorised officer of the **City** **City/local government** as to the identity and address of the person who was the driver or person in charge of the above vehicle at the time the offence is alleged to have been committed; or

(ii) satisfy the Chief Executive Officer that the above vehicle had been stolen or was being unlawfully used at the time the offence is alleged to have been committed,

you will, in the absence of proof to the contrary, be deemed to have committed the above offence and court proceedings may be instituted against you.

If you take no action this infringement notice may be registered with the Fines Enforcement Registry after which your driver's licence or any vehicle licence held by you may be suspended. If the matter is registered with the Registry additional costs will also be payable.

If the above address is not your current address, or if you change your address, it is important that you advise us immediately. Failure to do so may result in your driver's licence or any vehicle licence you hold being suspended without your knowledge.

(6) .....

(7) .....

Insert:

- (1) Name of owner or 'the owner'
- (2) Address of owner (not required if owner not named)
- (3) Time of alleged offence
- (4) Location of alleged offence
- (5) Place where modified penalty may be paid
- (6) Signature of authorised person
- (7) Name and title of authorised person giving notice

**SCHEDULE 2**  
**~~LOCAL GOVERNMENT ACT 1995~~**

**FORM 4**  
**PARKING LOCAL LAW 2008**  
**WITHDRAWAL OF INFRINGEMENT NOTICE**

Serial No .....  
Date ..... / ..... / .....

To: (1) .....  
of: (2) .....

Infringement Notice No. .... dated ..... / ..... / .....  
in respect of vehicle:

make: ..... ;  
model: ..... ;  
registration: ..... ;

for the alleged offence of .....  
.....  
.....  
.....

has been withdrawn.

The modified penalty of \$ .....

has been paid and a refund is enclosed.

has not been paid and should not be paid.

delete as appropriate.

(3) .....

(4) .....

Insert:

- (1) Name of alleged offender to whom infringement notice was given or 'the owner'.
- (2) Address of alleged offender.
- (3) Signature of authorised person
- (4) Name and title of authorised person giving notice

~~This local law was made at the meeting of the Council of the City of South Perth held on~~

~~[add date]~~

~~Dated (day) (month) 2011~~

~~The Common Seal of the )~~

~~City of South Perth was affixed in )~~

~~by authority of a resolution of the Council~~

~~in the presence of )~~

.....  
James Best

Mayor

.....  
Clifford Frewing

Chief Executive Officer

on [add date]

## ATTACHMENT 10.1.1

### QUESTIONNAIRE

(Greeting) it's (name) calling from Key Research. We are conducting a survey for the City of South Perth regarding the provision of children's services and facilities in your area. This is an important survey for the future of the community and we would really appreciate if you could spare 10 minutes of your time.

**1. May I first ask, do you live in the area of the City of South Perth**

*IF NECESSARY: The City of South Perth includes the suburbs of South Perth, Manning, Karawara, Como, Waterford, Kensington and Salters Point.*

*The boundaries are approximately:*

- *The Swan River to the north and west;*
- *The Canning River to the south;*
- *And to the east: along Berwick Street, Rathay Street, George Street, Baron Hay Court and Kent Street, running south to Manning Road.*

1	Yes
2	No <b>(TERMINATE INTERVIEW)</b>

**2. Are you a parent or a caregiver of a child aged 12 years or younger?**

1	Yes
2	No <b>ASK: Is there anyone else in this household who is a parent or a caregiver of a child aged 12 years or younger?</b> <i>IF YES, ASK TO SPEAK TO THAT PERSON</i> <i>IF NO (TO BOTH) TERMINATE INTERVIEW</i>

**3. Overall how satisfied are you with the provision of children's services and facilities in the City of South Perth? Please rate this on a scale of 1 to 10 where 1 is extremely dissatisfied and 10 is extremely satisfied.**

Extremely dissatisfied					Extremely satisfied					DK	N/A
1	2	3	4	5	6	7	8	9	10	11	12

**3a. (IF CODE 1 – 5 AT Q3) Why do you say that?**

*PLEASE RECORD AS MUCH DETAIL AS POSSIBLE*

**4. Thinking about the services and facilities important to you and your family in the City of South Perth, HOW IMPORTANT are the following specific aspects. Please rate**

## ATTACHMENT 10.1.1

### QUESTIONNAIRE

these on a scale of 1 to 10 where 1 is not at all important and 10 is extremely important.

*ROTATE BY ONE PER INTERVIEW*

Rotation (mark with X)	ASPECT	Not at all important					Extremely important					DK	N/A
<b>A</b>	Child care	1	2	3	4	5	6	7	8	9	10	11	12
<b>B</b>	Before and after school care	1	2	3	4	5	6	7	8	9	10	11	12
<b>C</b>	Playgroups	1	2	3	4	5	6	7	8	9	10	11	12
<b>D</b>	Libraries	1	2	3	4	5	6	7	8	9	10	11	12
<b>E</b>	Toy libraries	1	2	3	4	5	6	7	8	9	10	11	12
<b>F</b>	Parks and reserves	1	2	3	4	5	6	7	8	9	10	11	12
<b>G</b>	Kindergartens and pre-schools	1	2	3	4	5	6	7	8	9	10	11	12
<b>H</b>	Recreation and leisure programmes	1	2	3	4	5	6	7	8	9	10	11	12
<b>I</b>	Child health	1	2	3	4	5	6	7	8	9	10	11	12
<b>J</b>	Playgrounds	1	2	3	4	5	6	7	8	9	10	11	12
<b>K</b>	Recreation, sporting and fitness facilities and venues	1	2	3	4	5	6	7	8	9	10	11	12
<b>L</b>	Ease of transport to and from facilities	1	2	3	4	5	6	7	8	9	10	11	12
<b>M</b>	Parenting programmes / seminars and support	1	2	3	4	5	6	7	8	9	10	11	12

## ATTACHMENT 10.1.1

### QUESTIONNAIRE

5. And how would you rate the PROVISION of each of the following services and facilities in the City of South Perth? Again, please rate this on a scale of 1 to 10 where 1 is poor provision and 10 is excellent.

*ROTATE BY ONE PER INTERVIEW*

Rotation (mark with X)	ASPECT	Poor provision					Excellent provision					DK	N/A
<b>A</b>	Child care	1	2	3	4	5	6	7	8	9	10	11	12
<b>B</b>	Before and after school care	1	2	3	4	5	6	7	8	9	10	11	12
<b>C</b>	Playgroups	1	2	3	4	5	6	7	8	9	10	11	12
<b>D</b>	Libraries	1	2	3	4	5	6	7	8	9	10	11	12
<b>E</b>	Toy libraries	1	2	3	4	5	6	7	8	9	10	11	12
<b>F</b>	Parks and reserves	1	2	3	4	5	6	7	8	9	10	11	12
<b>G</b>	Kindergartens and pre-schools	1	2	3	4	5	6	7	8	9	10	11	12
<b>H</b>	Recreation and leisure programmes	1	2	3	4	5	6	7	8	9	10	11	12
<b>I</b>	Child health	1	2	3	4	5	6	7	8	9	10	11	12
<b>J</b>	Playgrounds	1	2	3	4	5	6	7	8	9	10	11	12
<b>K</b>	Recreation, sporting and fitness facilities and venues	1	2	3	4	5	6	7	8	9	10	11	12
<b>L</b>	Ease of transport to and from facilities	1	2	3	4	5	6	7	8	9	10	11	12
<b>M</b>	Parenting programmes / seminars and support	1	2	3	4	5	6	7	8	9	10	11	12

**ATTACHMENT 10.1.1****QUESTIONNAIRE**

ASK FOR EACH ANSWERED 1-5 AT Q5:

**6. Why do you say that?**

*PROBE IN FULL, RECORD AS MUCH DETAIL AS POSSIBLE*

	<b>ASPECT</b>	<b>REASON GIVEN FOR POOR PROVISION</b>
<b>A</b>	Child care	
<b>B</b>	Before and after school care	
<b>C</b>	Playgroups	
<b>D</b>	Libraries	
<b>E</b>	Toy libraries	
<b>F</b>	Parks and reserves	
<b>G</b>	Kindergartens and pre-schools	
<b>H</b>	Recreation and leisure programmes	
<b>I</b>	Child health	
<b>J</b>	Playgrounds	
<b>K</b>	Recreation, sporting and fitness facilities and venues	
<b>L</b>	Ease of transport to and from facilities	
<b>M</b>	Parenting programmes / seminars and support	





## ATTACHMENT 10.1.1

### QUESTIONNAIRE

12. The City may look to explore the redevelopment of the George Burnett Leisure Centre on Manning Road, Karawara. To what extent, if at all, would you support a proposal to upgrade and add facilities such as additional sporting, recreation and fitness facilities to the Centre?

*PROMPT IF NECESSARY: Would that be: ...*

Strongly oppose	Oppose	Neither support nor oppose	Support	Strongly support
1	2	3	4	5
GO TO Q15			CONTINUE TO Q14	

13. Which services or activities do you believe should be added to the George Burnett Leisure Centre?

*PLEASE RECORD AS MUCH DETAIL AS POSSIBLE*

14. And to what extent, if at all, do support the following specific possible developments,

*PROMPT IF NECESSARY: Would that be: ...*

	Strongly oppose				Strongly support	DK
A dedicated playgroup facility in the City of South Perth	1	2	3	4	5	6
The development of natural play spaces in City of South Perth parks, ( <b>PROMPT ONLY IF NECESSARY: "THOSE WHICH ARE NOT RIGID, STEEL AND FIXED PLAY EQUIPMENT"</b> ), giving kids the opportunity to get dirty, climb on trees and, play in bark chips for example.	1	2	3	4	5	6
The development of community gardens/food gardens in selected areas in the City	1	2	3	4	5	6

15. Do you have any other comments you wish to make, or any other ideas for the future in terms of the provision of children's services and facilities in your area?

*PLEASE RECORD AS MUCH DETAIL AS POSSIBLE*

**QUESTIONNAIRE**

**Snowball Question**

16. Do you know of any other parents or carers of children aged 12 and younger who might like to participate in the survey? Again, this is a really important survey for the future of the community and we would really appreciate if you could recommend someone else we could speak to so they can also have their say in these matters.

<b>Name:</b>	
<b>Phone number:</b>	

**DEMOGRAPHICS**

17. How long have you lived in the City of South Perth? Please stop me when I reach the right one.

*ONE ANSWER ONLY*

1	Less than one year	4	5 years or more
2	1 year or more, but less than 3 years	<b>5</b>	<b>Don't know (DO NOT READ)</b>
3	3 years or more, but less than 5 years		

18. Do you or your partner have a “fly in - fly out” job?

1	Yes
2	No

19. Do you speak English as a second language

1	Yes
2	No

20. May I first ask how many children are you a parent of or caregiver for, and what ages they are?

	Age		Age
<b>Child 1</b>		<b>Child 5</b>	
<b>Child 2</b>		<b>Child 6</b>	
<b>Child 3</b>		<b>Child 7</b>	

21. And which of the following ethnic groups best describes you?

*ONE ANSWER ONLY*

1	Australian European
2	Aboriginal People
3	Pacific Peoples
4	Asian
5	Middle Eastern / Latin American / African
6	Torres Strait Islander
7	Other ( <i>please specify</i> ):

**QUESTIONNAIRE**

**QUALITY CONTROL**

May I have your first name? It's so my supervisor can do a quality control check if necessary.

Name .....

Phone number (FROM CALL SHEET) .....

***THANK YOU VERY MUCH FOR YOUR TIME.  
ONCE AGAIN, MY NAME IS .....FROM KEY RESEARCH. IF YOU HAVE ANY  
QUESTIONS, OR FEEDBACK ABOUT THIS INTERVIEW YOU CAN CALL OUR  
OFFICE ON 1800 737 521***

I hereby certify that this interview was conducted by me in accordance with the Market Research Code of Practice.

Signature \_\_\_\_\_



## The Western Australian Local Government Declaration on Climate Change

City of South Perth acknowledges that:

- Evidence shows that climate change is occurring.
- Climate change will continue to have significant effects on the Western Australian environment, society and economy, and the Local Government sector.
- Human behaviours, pollution and consumption patterns have both immediate and future impacts on the climate and environment.

City of South Perth supports the:

- Environmental, social and economic benefits of addressing climate change immediately.
- Opportunity for Local Government to demonstrate leadership in climate change management at a community level.
- Development of equitable and implementable State and Commonwealth strategies for climate change management.

City of South Perth commits from date of signing to:

- Set an appropriate, individual Local Government emissions reduction target and work toward its achievement.
- Work with State and Federal Government to ensure achievement of greenhouse gas emissions reduction targets as set out in key National and International agreements.
- Work with State and Federal Government to implement key actions and activities for climate change management at a local level.

## Attachment 10.2.1

- Assess the regionally specific risks associated with climate change and implications for Local Government services, and identify areas where appropriate mitigation and/or adaptation strategies should be applied.
- Develop an internal Climate Change Action Plan (CCAP) for climate change actions across all Local Government functions, with a focus on the two, five and ten year future.
- Ensure that, at appropriate review intervals, the strategic plan and policies for the Local Government are reviewed and amended to reflect climate change management priorities and emissions reduction targets.
- Encourage and empower the local community and local businesses to adapt to the impacts of climate change and to reduce their greenhouse gas emissions.
- Monitor the progress of climate change initiatives and ensure full communication of achievements for Council and Community.

Signed:

**Mayor/President - City of South Perth**

**Date:**

Signed:

**President - Western Australian Local Government Association**

**Date:**

**Attachment 10.3.1(b)**



Lot 51 (No. 3) Hovia Terrace, SOUTH PERTH -



Lot 51 (No. 3) Hovia Terrace, SOUTH PERTH

**Attachment 10.3.1(b)**



Lot 51 (No. 3) Hovia Terrace, SOUTH PERTH



Lot 51 (No. 3) Hovia Terrace, SOUTH PERTH



**Attachment 10.3.1(b)**



Lot 51 (No. 3) Hovia Terrace, SOUTH PERTH



Lot 51 (No. 3) Hovia Terrace, SOUTH PERTH



Lot 51 (No. 3) Hovia Terrace, SOUTH PERTH



Lot 51 (No. 3) Hovia Terrace, SOUTH PERTH

Site Photographs - Attachment 10.3.2(b)



West: Lot 408 (No. 2) Downey Drive, Como [56 & 71 Ley Street in the background]



Lot 407 (No. 4) Downey Drive, Manning - facing North

Site Photographs - Attachment 10.3.2(b)



Lot 407 (No. 4) Downey Drive, Manning - facing North




East: Lot 92 (No. 6) and Lot 93 (No. 8A) Downey Drive, Manning

Site Photographs - Attachment 10.3.2(b)



North West: Lot 409 (No. 56) Ley Street, Como - facing South East  
Photograph: Mark Hay Realty Group (2011)



Aerial Photograph - Nearmap.com (July 2011)

PETER JODRELL  
ARCHITECT

ABN 49 445 504 559

Ref: 101102d

06 April 2011

Planning Department  
City of South Perth  
Sandgate Street  
SOUTH PERTH WA 6151

Attention: Chris Schooling

Dear Chris,

**Re: No 4 DOWNEY DRIVE, MANNING**

We are pleased to present our proposals for offices and apartments at No 4 Downey Drive as part of the integrated development of the three sites, namely 56 Ley Street, Nos 2 – 4 Downey Drive.

The building we now propose at No 4 continues the design intent demonstrated at No 2 with a ground level office suite together with a Residential foyer, and six one and two bedroom apartments at the upper levels.

Curved roofing elements will further reinforce the architectural connectedness with the other two sites.

The details of our proposed development are as follows:

Site Area: 807m<sup>2</sup> (Re-aligned western boundary)

Zoning: Highway Commercial R80

Land Uses: Offices } Discretionary use  
Multiple Dwellings }

Height Limitation: 7 metres

Setbacks: Street: Nil (as per TPS No 6)  
West Side: Nil  
East Side: As per R Codes (adjoins R 20)  
Rear: Nil

Plot Ratio: Mixed Development 0.50  
R80 1.00

Minimum Landscaped Area: 15% (or less under 5.1.5)

Carparking: R Code A 3.1  
Small: <75m<sup>2</sup> 1.00 per dwelling  
Medium: >75m<sup>2</sup> 1.25 per dwelling  
Office Parking: 1 per 20m<sup>2</sup> of Gross Floor Area (TPS No6)  
Bicycle Parking: 1 per 3 dwellings for residents  
1 per 10 dwellings for visitors  
1 per 200m<sup>2</sup> of office Gross Floor Area

THE PROPOSAL

Suite 11, 25 Foss Street PALMYRA Western Australia 6157  
Tel (08)9319 1911 Fax (08)9319 3028 E-mail [info@peterjodrell.com](mailto:info@peterjodrell.com) Web [www.peterjodrell.com](http://www.peterjodrell.com)  
TOQUE NOMINEES PTY LTD AS TRUSTEE FOR THE JODRELL FAMILY TRUST TRADING AS PETER JODRELL ARCHITECT ACN NO 008 971 177 ABN 49 445 504 559

## Applicant's Report - Attachment 10.3.2(c)

### Summary of Accommodation

1 x Office	G.F.A.	138	m <sup>2</sup>
2 x 1 Bedroom Apartments	G.F.A.	152	m <sup>2</sup>
4 x 2 Bedroom Apartments	G.F.A.	354	m <sup>2</sup>
Total	G.F.A.	644	m <sup>2</sup>

### Carparking and Bicycles

Office	134 m <sup>2</sup>	@ 1/20 m <sup>2</sup>	= 7.00
1 Bedroom Apartments	x 2	@ 1.00/unit	= 2.00
2 Bedroom Apartments	x 4	@ 1.25/unit	= 5.00
Total			14.00 cars

Actual Provision on-site: 14 cars  
4 bicycles

It is noted that our proposal for No 2 Downey Street indicates a disabled car bay along the frontage and it is anticipated that this bay will service the requirements of both sites.

### Height Limit: 7 metres Clause 6.2 TPS No 6.

Generally our building complies with Council requirements – refer to the envelope diagrams on the elevations. However the West elevation that abuts the boundary between Nos 2 and 4 has a curved gable end that has been deliberately formed to tie in architecturally with other portions of the elevations and form a cohesive and integrated composition.

It is noted that the owners of No 2 Downey Drive have no objections to this interface with their building and are agreeable to confirming this in writing should you require it.

### Plot Ratio

Our calculation of Plot Ratio areas are as follows:


C1	Office	134	m <sup>2</sup>
A2	One Bedroom Apartment	76	m <sup>2</sup>
A3	One Bedroom Apartment	76	m <sup>2</sup>
A4	Two Bedroom Apartment	77	m <sup>2</sup>
A5	Two Bedroom Apartment	89	m <sup>2</sup>
A6	Two Bedroom Apartment	95	m <sup>2</sup>
A7	Two Bedroom Apartment	94	m <sup>2</sup>
Therefore Total Plot Ratio area	=	641	m <sup>2</sup>
	=	0.795	

Commercial/Residential Interface between 4 & 6 Downey Drive

This proposal adjoins an existing R20 duplex residence. Our design has allowed for R Code setbacks along this boundary and additionally has proposed a 1.8m high brick screen wall along the common boundary to minimise any noise and traffic issues. A landscaped strip has also been incorporated where possible along this alignment. An 8 metre long parapet wall incorporating three stores also provides an acoustic buffer to the residential parking and fits within the R Code allowances for boundary parapet walls of 9 metres maximum.

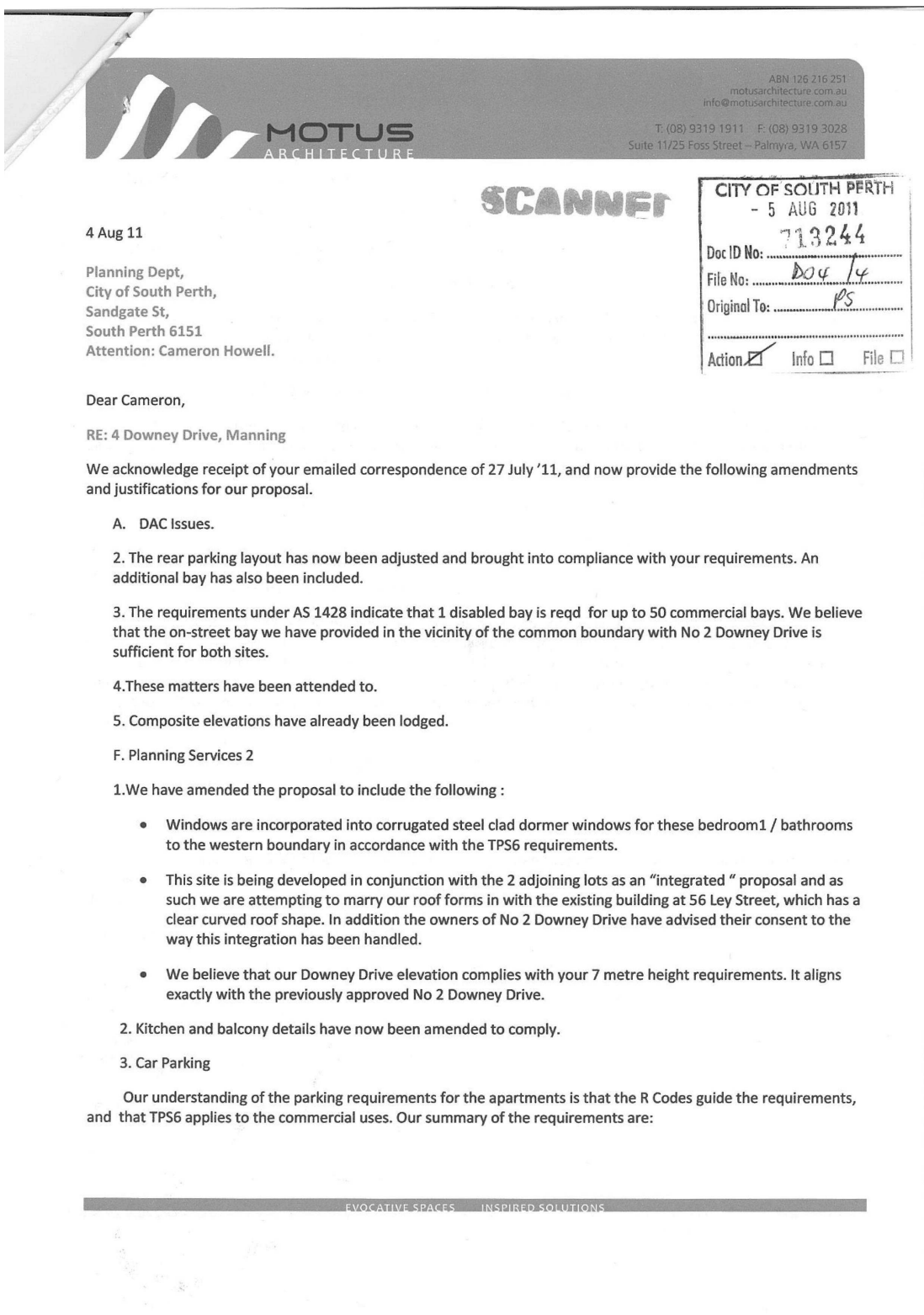
We attach our completed Planning Application and our client's cheque for \$3,982.00 for Planning, Advertising and DAC fees will be hand delivered as soon as this is received. Please ring the office if you have any further queries regarding this application.

Yours faithfully



Peter







6 Apartments @ 1.25 bays /apartment = 7.5 bays  
Visitors @ 1 bay / 4 apartments after the first 4 = 0.5 bays  
Offices @ 1 bay / 20m2 of Gross Floor Area = 8.0 bays  
Total = 16 bays.

Our proposal now incorporates 15 on-site parking bays and 1 shared D/A bay, which we believe now meets your requirements. We also note that visitor parking across a mixed use development should allow for some reciprocal use of the commercial bays by the residential visitors.

4. Carparking bay sizes have now been amended to meet your requirements.

5. The drive way and paved footpath have an aggregate width of 5.7 metres, 1.5 metres being paved in a different material, and set flush with the main driveway. Considering that the total number of commercial cars is only seven, we believe that in the event of two cars needing to pass that this arrangement is compliant and meets the intent of the clause.

6. Agreed.

7. Our intention is to fit driers to all laundry areas.

8. The masonry pillar has been relocated to comply.

9. AHD floor levels have now been noted on the plans. A composite elevation has previously been provided that includes both Nos 2 & 4 Downey Drive and demonstrates the integrated design as required by TPS6. We cannot see the point of elevating the house at No6 Downey Drive. This home is a 2 storey pitched roof residence of recent construction, and has a driveway along the common boundary. If you are considering compatibility issues with this home, this will work against your own requirement that the integration of the three commercial sites is the priority in this precinct.

10. Our cheque for the outstanding fees is attached.

11. Agreed.

Planning Services 2.

Our previous correspondence, and your previously declared support of the exercise of discretion is sufficient and we believe your previous approval of No2 Downey Drive also confirms council's intent to encourage this form of development on the site.

Three copies of our revised drawings are attached.

Please give me a call if you have any further issues or queries.

Regards,

A handwritten signature in black ink, appearing to read 'Peter Jodrell AIA', with a horizontal line extending to the right.

Peter Jodrell AIA

City of South Perth  
Town Planning Scheme No. 6

# Amendment No. 31

Rezoning a portion of Lot 36 (No. 47)  
Tate Street, South Perth from  
“Residential” to “Local Commercial”  
and increasing the density coding of  
whole site from R15 to R40.



**Civic Centre**  
Cnr Sandgate Street and South Terrace  
SOUTH PERTH WA 6151

Monday to Friday: 8.30am to 5.00pm  
Enquiries: Rod Bercov, Strategic Urban Planning Adviser  
Telephone: 9474 0770  
Facsimile: 9474 2425  
Email: [rodb@southperth.wa.gov.au](mailto:rodb@southperth.wa.gov.au)  
Web: [www.southperth.wa.gov.au](http://www.southperth.wa.gov.au)

MINISTER FOR PLANNING

FILE:  
PART OF AGENDA:



## **Proposal to Amend a Town Planning Scheme**

- 1. Local Authority:** City of South Perth
- 2. Description of Town Planning Scheme:** Town Planning Scheme No. 6
- 3. Type of Scheme:** District Zoning Scheme
- 4. Serial No. of Amendment:** Amendment No. 31
- 5. Proposal:** Rezoning a portion of Lot 36 (No. 47) Tate Street, South Perth from "Residential" to "Local Commercial" and increasing the density coding of the whole site from R15 to R40.

PLANNING AND DEVELOPMENT ACT 2005



**Resolution Deciding to Amend  
City of South Perth  
Town Planning Scheme No. 6**

**Amendment No. 31**

**RESOLVED THAT** the Council of the City of South Perth, in pursuance of Section 75 of the Planning and Development Act 2005, amend the City of South Perth Town Planning Scheme No. 6 by:

1. Rezoning a portion of Lot 36 (No. 47) Tate Street, South Perth from "Residential" to "Local Commercial" to the extent shown on the 'Proposed Zoning' map for Amendment No. 31, and increasing the density coding of the whole site from R15 to R40; and
2. Amending the Scheme Zoning Map for Precinct 5 'Arlington' accordingly.

Dated

---

A C FREWING  
CHIEF EXECUTIVE OFFICER

## **Report on Amendment No. 31 To Town Planning Scheme No. 6**

### **1. INTRODUCTION**

The City of South Perth Town Planning Scheme No. 6 (TPS6) became operative on 29 April 2003.

At a meeting held on 27 September 2011, the Council resolved to amend the Scheme in the manner described in this Report. At the same meeting, the Council endorsed the draft Amendment for advertising purposes. A copy of the Council resolution to amend the Scheme and the text of the draft Amendment are included as part of these Amendment documents. Scheme Amendment No. 31 seeks to rezone a portion of Lot 36 (No. 47) Tate Street, South Perth from "Residential" to "Local Commercial" and increase the density coding for the whole site from R15 to R40.

The objective of the Scheme Amendment is to more appropriately zone the land to reflect both its historic and current use for a local business, together with a private residence. The use of a split "Residential" and "Local Commercial" zoning allows both the local business and residence to exist as permissible uses within the respective zones under the provisions of the TPS6 zoning table.

The complementary proposed change from Residential Design Code R15 to R40 density coding allows the land to also be divided into two allotments, reflecting the current land use.

### **2. BACKGROUND INFORMATION**

The Cove Spa business operates as a small local service, with the balance of the land recently developed for a residence. Lot 36 has historically been used for a combination of residential and commercial purposes since an original approval was granted by the City of South Perth for a butcher's shop and residence in the 1940's.

The majority of 'corner store' type uses of a local commercial nature within the City of South Perth have been progressively rezoned under TPS5 and TPS6. These town planning scheme changes have provided a zoning that appropriately accommodates the established use, while in many instances also increasing the residential density coding applying to the land.

In March of 2005, an Application for Planning Approval (Ref: TA3.47) was lodged with the City of South Perth reflecting the local commercial land use. Planning approval for the extension of the commercial operation was granted in May 2005. This use continues to operate.

**3. PROPOSED ZONING AND LAND USE**

Under the provisions of Table 1 of TPS6 a “Shop” is an “X – Not Permitted” use in the existing “Residential R15” zoning. Under the proposed “Local Commercial” zoning, the corner store premises will be a “D - Discretionary Use”.

The existing single house located behind the corner store will remain a “P - Permitted” use under the “Residential” zoning.

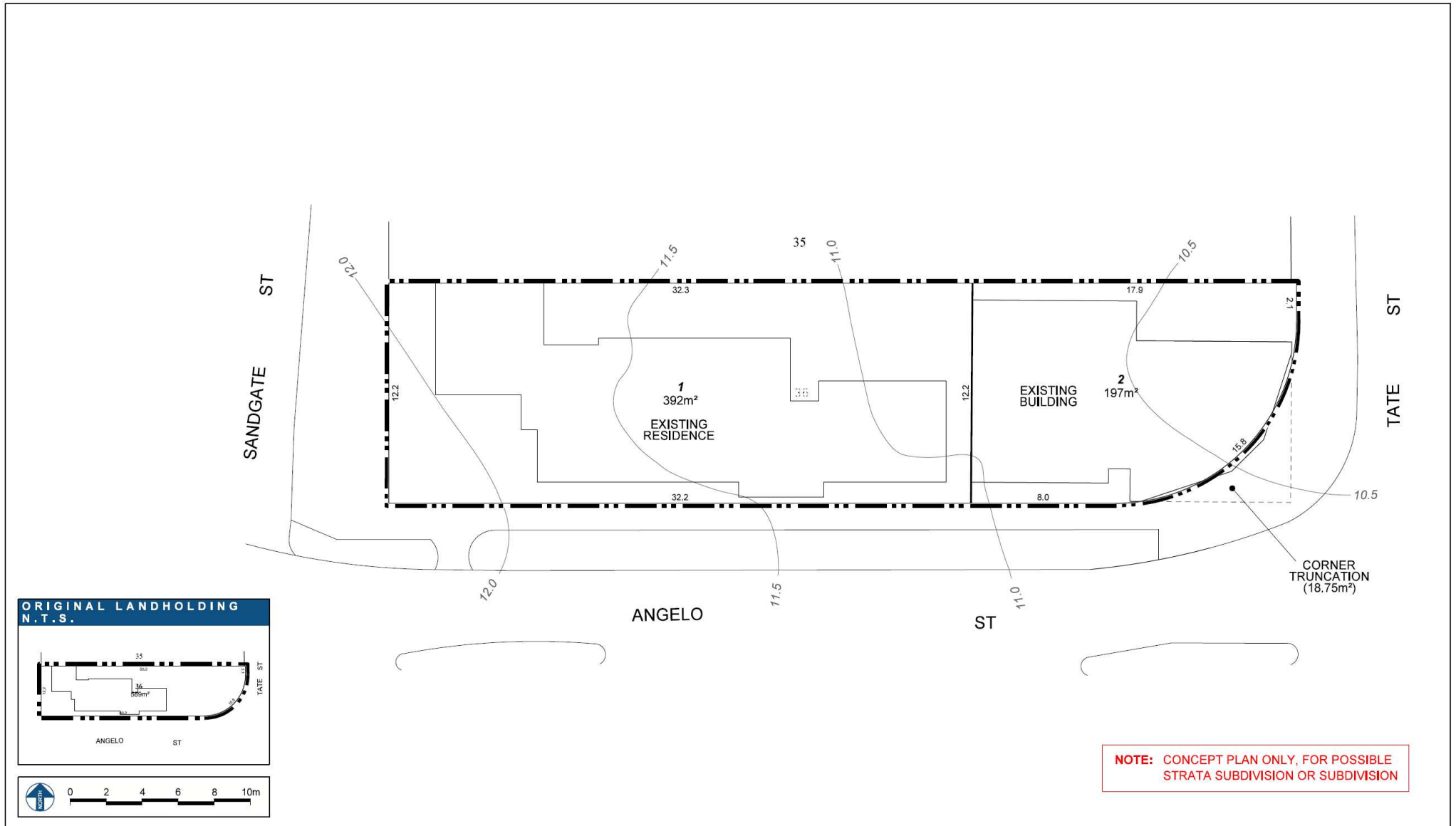
Formalising the existing land use arrangement of the site will facilitate continued use of the ‘corner store’ type business. The proposed Residential R40 density coding will allow future subdivision of the site into two allotments reflecting the separate uses of the residence and Day Spa.

**4. CONCLUSION**

Having regard to the matters discussed above, the proposed Amendment No. 31 is considered to be appropriate as it formalises the existing land use arrangement of the site and will facilitate future subdivision into two allotments.

Report prepared by

**Emmet Blackwell**  
**Strategic Planning Officer**



**SUBDIVISION CONCEPT PLAN**  
 Lot 36 Tate Street, SOUTH PERTH



**SCHEME AMENDMENT  
DOCUMENTS**

PLANNING AND DEVELOPMENT ACT 2005



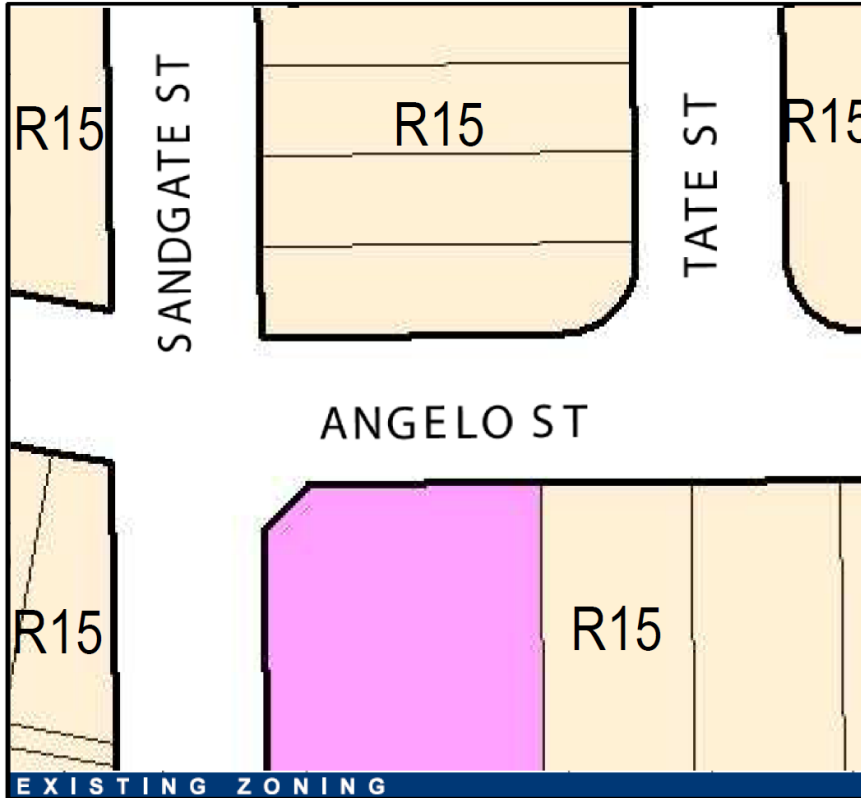
## **Town Planning Scheme No. 6 Amendment No. 31**

The Council of the City of South Perth under the powers conferred upon it by the *Planning and Development Act 2005* hereby amends the above Town Planning Scheme by:

1. Rezoning a portion of Lot 36 (No. 47) Tate Street, South Perth from "Residential" to "Local Commercial" to the extent shown on the 'Proposed Zoning' map for Amendment No. 31, and increasing the density coding of the whole site from R15 to R40; and
2. Amending the Scheme Zoning Map for Precinct 5 'Arlington' accordingly.

# SCHEME AMENDMENT MAP

City of South Perth  
 Town Planning Scheme No. 6  
 Amendment No. 31



**LEGEND**

**Local Scheme Reserves**

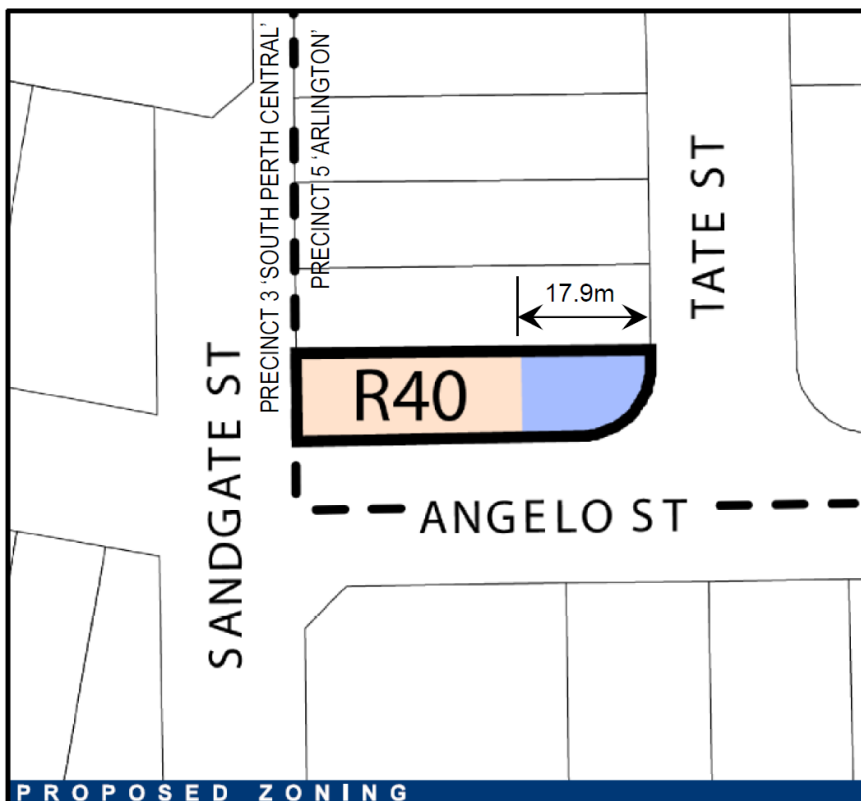
- Local Roads

**Zones**

- Local Commercial
- Residential
- Public Assembly

**Other**

- R15 Residential Density Code
- Precinct boundary



1:1,000@A4 : SCALE  
 7 September 2011 : DATE  
 3888-7-001.dgn : PLAN No  
 - : REVISION



# Adoption

**ADOPTED** by resolution of the Council of the City of South Perth at the Ordinary Council Meeting held on.....2011.


\_\_\_\_\_  
JAMES BEST  
MAYOR

\_\_\_\_\_  
A C FREWING  
CHIEF EXECUTIVE OFFICER

# Final Approval

**ADOPTED** by resolution of the Council of the City of South Perth at the Ordinary Meeting of the Council held on ..... 2011 and the Seal of the City was hereunto affixed by the authority of a resolution of the Council in the presence of:

CITY OF SOUTH PERTH  
SEAL



\_\_\_\_\_  
JAMES BEST  
MAYOR

\_\_\_\_\_  
A C FREWING  
CHIEF EXECUTIVE OFFICER

**RECOMMENDED / SUBMITTED FOR FINAL APPROVAL:**

\_\_\_\_\_  
*Delegated under S.16 of the PD Act 2005*

Dated \_\_\_\_\_

**FINAL APPROVAL GRANTED**

\_\_\_\_\_  
JOHN DAY  
MINISTER FOR PLANNING

Dated \_\_\_\_\_

**CITY OF SOUTH PERTH**  
**STATEMENT OF FINANCIAL POSITION AS AT 31 AUG 2011**

	2012 YTD \$	2011 YTD \$	2011 \$
<b>CURRENT ASSETS</b>			
Cash	777,241	2,757,754	2,746,477
Investments	47,673,746	46,053,934	31,600,755
Receivables	13,827,437	14,771,614	2,010,387
Inventories	161,859	115,380	160,594
Other Current Assets	1,216,807	977,481	492,061
<b>TOTAL CURRENT ASSETS</b>	<b><u>\$ 63,657,089</u></b>	<b><u>\$ 64,676,164</u></b>	<b><u>\$ 37,010,275</u></b>
<b>NON-CURRENT ASSETS</b>			
Receivables	2,570,899	3,179,454	2,726,183
Investments	136,142	135,056	136,142
Property, Plant and Equipment	263,864,163	201,904,855	265,831,486
<b>TOTAL NON-CURRENT ASSETS</b>	<b><u>\$ 266,571,204</u></b>	<b><u>\$ 205,219,365</u></b>	<b><u>\$ 268,693,811</u></b>
<b>TOTAL ASSETS</b>	<b><u>\$ 330,228,293</u></b>	<b><u>\$ 269,895,529</u></b>	<b><u>\$ 305,704,086</u></b>
<b>CURRENT LIABILITIES</b>			
Payables	5,459,290	5,783,580	3,561,267
Interest Bearing Loans and Borrowings	779,447	515,208	948,927
Provisions	2,578,714	2,128,205	2,449,668
<b>TOTAL CURRENT LIABILITIES</b>	<b><u>\$ 8,817,451</u></b>	<b><u>\$ 8,426,993</u></b>	<b><u>\$ 6,959,862</u></b>
<b>NON-CURRENT LIABILITIES</b>			
Payables	651,207	573,066	656,577
Interest Bearing Loans and Borrowings	6,978,887	5,927,814	6,978,887
CPV Leaseholder Liability	29,633,096	28,281,307	29,217,635
Provisions	130,532	412,934	130,532
<b>TOTAL NON-CURRENT LIABILITIES</b>	<b><u>\$ 37,393,721</u></b>	<b><u>\$ 35,195,121</u></b>	<b><u>\$ 36,983,630</u></b>
<b>TOTAL LIABILITIES</b>	<b><u>\$ 46,211,171</u></b>	<b><u>\$ 43,622,114</u></b>	<b><u>\$ 43,943,492</u></b>
<b>NET ASSETS</b>	<b><u>\$ 284,017,122</u></b>	<b><u>\$ 226,273,416</u></b>	<b><u>\$ 261,760,595</u></b>
<b>EQUITY</b>			
Retained Earnings	139,163,952	142,126,048	117,674,959
Reserves	144,853,170	84,147,368	144,085,636
<b>TOTAL EQUITY</b>	<b><u>\$ 284,017,122</u></b>	<b><u>\$ 226,273,416</u></b>	<b><u>\$ 261,760,595</u></b>

**CITY OF SOUTH PERTH  
STATEMENT OF CHANGE IN EQUITY  
AS AT 31 AUG 2011**

	2012 YTD \$	2011 YTD \$	2011 \$
<b>RESERVES</b>			
<b>Cash Backed</b>			
Balance at beginning of reporting period	30,421,721	26,909,077	26,909,077
Aggregate transfers to Retained Earnings	(205,614)	(122,023)	(8,448,844)
Aggregate transfers from Retained Earnings	973,149	1,469,279	11,961,488
Balance at end of reporting period	<u>\$ 31,189,256</u>	<u>\$ 28,256,333</u>	<u>\$ 30,421,721</u>
<b>Non - Cash Backed</b>			
Asset Revaluation Reserve	113,663,913	55,891,034	113,663,913
Balance at end of reporting period	<u>\$ 113,663,913</u>	<u>\$ 55,891,034</u>	<u>\$ 113,663,913</u>
<b>TOTAL RESERVES</b>	<u>\$ 144,853,169</u>	<u>\$ 84,147,367</u>	<u>\$ 144,085,634</u>
<b>RETAINED EARNINGS</b>			
Balance at beginning of reporting period	117,674,961	120,664,744	120,664,744
Initial adjustments to comply with accounting standards	-	-	
Change in Net Assets from Operations	22,256,527	22,808,561	522,861
Aggregate transfers to Reserves	(973,149)	(1,469,279)	(11,961,488)
Aggregate transfers from Reserves	205,614	122,023	8,448,844
Balance at end of reporting period	<u>\$ 139,163,953</u>	<u>\$ 142,126,049</u>	<u>\$ 117,674,961</u>
<b>TOTAL EQUITY</b>	<u>\$ 284,017,122</u>	<u>\$ 226,273,416</u>	<u>\$ 261,760,595</u>

**CITY OF SOUTH PERTH**  
**2011/2012 OPERATING REVENUE & EXPENDITURE - BUDGET VERSUS ACTUAL**  
**August-2011**

Attachment 10.6.1 (2)

Key Responsibility Areas	MONTH					YEAR TO DATE					
	Month Budget	Month Actual	Variance \$	Var F/U	Var %	YTD Budget	YTD Actual	Variance \$	Var F/U	Var %	Total Budget
<b>REVENUE</b>											
<b>Chief Executive's Office</b>											
City Administration	0	0	0	U		0	0	0	U		0
Human Resources Admin Revenue	0	0	0	U		0	0	0	U		0
Governance Admin	0	20	20	F		0	20	20	F		0
Ranger Services											
Animal Control	1,925	2,589	664	F	34	3,800	4,831	1,031	F	27	45,500
Fire Prevention	0	0	0	U		0	0	0	U		2,000
Parking Management	72,750	78,604	5,854	F	8	151,500	164,052	12,552	F	8	1,145,500
District Rangers	0	200	200	F		0	427	427	F		0
Sub Total Revenue - Ranger Services	74,675	81,393	6,718	F	9	155,300	169,310	14,010	F	9	1,193,000
Total Revenue - Governance & Legal	74,675	81,413	6,738	F	9	155,300	169,330	14,030	F	9	1,193,000
<b>Total Revenue - Chief Executive's Office</b>	<b>74,675</b>	<b>81,413</b>	<b>6,738</b>	<b>F</b>	<b>9</b>	<b>155,300</b>	<b>169,330</b>	<b>14,030</b>	<b>F</b>	<b>9</b>	<b>1,193,000</b>
<b>Directorate - Financial &amp; Information Services</b>											
Administration	0	0	0	U		0	0	0	U		0
Financial Services											
Administration	125,000	167,331	42,331	F	34	125,000	169,690	44,690	F	36	550,000
Investment Activities	169,595	176,197	6,602	F	4	313,165	318,887	5,722	F	2	3,138,235
Rating Activities	198,750	214,758	16,008	F	8	25,317,420	25,385,299	67,879	F	0	25,733,670
Property Management	34,475	35,063	588	F	2	87,200	92,902	5,702	F	7	426,000
Total Revenue - Financial Services	527,820	593,350	65,530	F	12	25,842,785	25,966,777	123,992	F	0	29,847,905
Information Services											
Information Technology	0	0	0	U		0	0	0	U		0
Total Revenue - Information Services	0	0	0	U		0	0	0	U		0
Library & Heritage Services											
Administration	770	868	98	F	13	1,540	2,063	523	F	34	9,750
Civic Centre Library	670	740	70	F	10	1,340	1,445	105	F	8	8,000
Manning Library	280	227	53	U	19	560	313	247	U	44	3,000
Heritage House	0	0	0	U		0	0	0	U		0
Old Mill	250	367	117	F	47	500	637	137	F	27	3,000
Total Revenue - Library Services	1,970	2,202	232	F	12	3,940	4,458	518	F	13	23,750
<b>Total Revenue - Dir Financial &amp; Info Services</b>	<b>529,790</b>	<b>595,552</b>	<b>65,762</b>	<b>F</b>	<b>12</b>	<b>25,846,725</b>	<b>25,971,235</b>	<b>124,510</b>	<b>F</b>	<b>0</b>	<b>29,871,655</b>

**CITY OF SOUTH PERTH**  
**2011/2012 OPERATING REVENUE & EXPENDITURE - BUDGET VERSUS ACTUAL**  
**August-2011**

Attachment 10.6.1 (2)

Key Responsibility Areas	MONTH					YEAR TO DATE					
	Month Budget	Month Actual	Variance \$	Var F/U	Var %	YTD Budget	YTD Actual	Variance \$	Var F/U	Var %	Total Budget
<b>Directorate - Planning &amp; Community Services</b>											
Administration	0	0	0	U		0	0	0	U		0
Planning	46,000	41,406	4,594	U	10	92,000	72,606	19,394	U	21	530,000
Building Services	55,805	55,581	224	U	0	165,078	143,911	21,167	U	13	665,218
Community, Culture & Recreation											
Administration	500	318	182	U	36	1,000	1,036	36	F	4	7,000
Major Events	0	1,000	1,000	F		0	1,000	1,000	F		400,000
Community Events	0	64	64	F		1,750	1,814	64	F	4	5,000
Fiesta	0	0	0	U		0	0	0	U		70,000
Recreation	66,295	21,054	45,241	U	68	95,590	51,731	43,859	U	46	234,000
Senior Citizens	0	0	0	U		0	0	0	U		35,000
Halls & Public Buildings	13,850	35,487	21,637	F	156	27,700	52,991	25,291	F	91	154,500
<b>Total Revenue - Community, Culture &amp; Recreation</b>	<b>80,645</b>	<b>57,923</b>	<b>22,722</b>	<b>U</b>	<b>28</b>	<b>126,040</b>	<b>108,572</b>	<b>17,468</b>	<b>U</b>	<b>14</b>	<b>905,500</b>
Collier Park Retirement Complex											
Collier Park Village	58,550	58,134	416	U	1	152,100	153,968	1,868	F	1	872,320
Collier Park Hostel	144,965	154,447	9,482	F	7	289,930	295,517	5,587	F	2	1,789,000
Collier Park Community Centre	400	409	9	F	2	800	818	18	F	2	4,800
<b>Total Revenue - Collier Park Complex</b>	<b>203,915</b>	<b>212,990</b>	<b>9,075</b>	<b>F</b>	<b>4</b>	<b>442,830</b>	<b>450,303</b>	<b>7,473</b>	<b>F</b>	<b>2</b>	<b>2,666,120</b>
Health & Regulatory Services											
Administration	200	45	155	U	77	400	182	218	U	55	2,000
Preventative Services	3,545	4,152	607	F	17	39,090	39,548	458	F	1	54,500
Other Sanitation	100	0	100	U		200	0	200	U		1,000
<b>Total Revenue - Health Services</b>	<b>3,845</b>	<b>4,198</b>	<b>353</b>	<b>F</b>	<b>9</b>	<b>39,690</b>	<b>39,730</b>	<b>40</b>	<b>F</b>	<b>0</b>	<b>57,500</b>
<b>Total Revenue - Dir Planning &amp; Community</b>	<b>390,210</b>	<b>372,098</b>	<b>18,112</b>	<b>U</b>	<b>5</b>	<b>865,638</b>	<b>815,122</b>	<b>50,516</b>	<b>U</b>	<b>6</b>	<b>4,824,338</b>
<b>TOTAL REVENUE - ADMIN BUSINESS UNITS</b>	<b>994,675</b>	<b>1,049,062</b>	<b>54,387</b>	<b>F</b>	<b>5</b>	<b>26,867,663</b>	<b>26,955,687</b>	<b>88,024</b>	<b>F</b>	<b>0</b>	<b>35,888,993</b>



**CITY OF SOUTH PERTH**  
**2011/2012 OPERATING REVENUE & EXPENDITURE - BUDGET VERSUS ACTUAL**  
**August-2011**

Attachment 10.6.1 (2)

Key Responsibility Areas	MONTH					YEAR TO DATE					
	Month Budget	Month Actual	Variance \$	Var F/U	Var %	YTD Budget	YTD Actual	Variance \$	Var F/U	Var %	Total Budget
<b>EXPENDITURE</b>											
<b>Chief Executive's Office</b>											
City Administration											
Corporate Support	45,700	41,631	4,069	F	9	83,005	68,532	14,473	F	17	608,246
Building Operating Costs	8,860	13,178	4,318	U	49	23,370	21,550	1,820	F	8	91,799
Human Resources Administration	15,040	15,304	264	U	2	35,800	29,706	6,094	F	17	153,555
<b>Total Expense - City Administration</b>	<b>69,600</b>	<b>70,112</b>	<b>512</b>	<b>U</b>	<b>1</b>	<b>142,175</b>	<b>119,789</b>	<b>22,386</b>	<b>F</b>	<b>16</b>	<b>853,600</b>
Governance Admin	45,230	43,128	2,102	F	5	82,355	79,193	3,162	F	4	526,255
Governance - Elected Members	92,625	89,375	3,250	F	4	204,580	196,992	7,588	F	4	1,012,537
City Communications											
Community Promotions	37,660	40,835	3,175	U	8	68,569	61,157	7,412	F	11	408,598
Publications	15,400	7,170	8,230	F	53	18,300	9,798	8,502	F	46	92,500
Ranger Services											
Animal Control	18,310	20,263	1,953	U	11	32,515	34,277	1,762	U	5	179,306
Fire Prevention	960	784	176	F	18	35,720	34,662	1,058	F	3	78,283
Parking Management	47,765	49,307	1,542	U	3	81,250	85,173	3,923	U	5	547,569
District Rangers	22,820	19,335	3,485	F	15	45,360	42,028	3,332	F	7	262,137
Other Law & Order	0	0	0	F		0	0	0	F		0
<b>Total Expense - Ranger Services</b>	<b>89,855</b>	<b>89,690</b>	<b>165</b>	<b>F</b>	<b>0</b>	<b>194,845</b>	<b>196,139</b>	<b>1,294</b>	<b>U</b>	<b>1</b>	<b>1,067,295</b>
<b>Total Expense - Governance</b>	<b>280,770</b>	<b>270,198</b>	<b>10,572</b>	<b>U</b>	<b>4</b>	<b>568,649</b>	<b>543,279</b>	<b>25,370</b>	<b>U</b>	<b>4</b>	<b>3,107,185</b>
<b>Total Expense - Chief Executive's Office</b>	<b>350,370</b>	<b>340,310</b>	<b>10,060</b>	<b>F</b>	<b>3</b>	<b>710,824</b>	<b>663,068</b>	<b>47,756</b>	<b>F</b>	<b>7</b>	<b>3,960,785</b>
<b>Director Financial &amp; Info Services</b>											
Administration	15,010	15,656	646	U	4	29,135	29,488	353	U	1	182,767
Financial Services	0	0	0	F		0	0	0	F		0
Administration	90,425	54,970	35,455	F	39	101,545	52,825	48,720	F	48	372,332
Rating Activities	8,385	15,150	6,765	U	81	112,620	103,580	9,040	F	8	238,241
Investment Activities	68,000	(34,658)	102,658	F		165,500	57,868	107,632	F	65	646,564
Property Management	10,910	21,500	10,590	U	97	43,530	53,416	9,886	U	23	124,110
<b>Total Expense - Financial Services</b>	<b>192,730</b>	<b>72,620</b>	<b>120,110</b>	<b>F</b>	<b>62</b>	<b>452,330</b>	<b>297,177</b>	<b>155,153</b>	<b>F</b>	<b>34</b>	<b>1,564,014</b>
Information Technology	44,510	42,163	2,347	F	5	104,210	90,445	13,765	F	13	705,362
Customer Services Team	17,365	16,130	1,235	F	7	31,455	31,190	265	F	1	198,690

**CITY OF SOUTH PERTH**  
**2011/2012 OPERATING REVENUE & EXPENDITURE - BUDGET VERSUS ACTUAL**  
**August-2011**

Attachment 10.6.1 (2)

Key Responsibility Areas	MONTH					YEAR TO DATE					
	Month Budget	Month Actual	Variance \$	Var F/U	Var %	YTD Budget	YTD Actual	Variance \$	Var F/U	Var %	Total Budget
Library Services											
Library Administration	17,475	21,000	3,525	U	20	31,860	25,973	5,887	F	18	202,500
Civic Centre Library	115,360	138,756	23,396	U	20	204,005	232,839	28,834	U	14	1,203,281
Manning Library	51,045	45,808	5,237	F	10	94,075	86,771	7,304	F	8	550,862
Heritage House	10,790	14,012	3,222	U	30	19,180	25,160	5,980	U	31	124,615
Old Mill	4,695	3,027	1,668	F	36	9,315	5,853	3,462	F	37	54,619
<b>Total Expense - Library Services</b>	<b>199,365</b>	<b>222,604</b>	<b>23,239</b>	<b>U</b>	<b>12</b>	<b>358,435</b>	<b>376,596</b>	<b>18,161</b>	<b>U</b>	<b>5</b>	<b>2,135,877</b>
<b>Total Expense - Dir Finance &amp; Info Services</b>	<b>453,970</b>	<b>353,517</b>	<b>100,453</b>	<b>F</b>	<b>22</b>	<b>946,430</b>	<b>795,408</b>	<b>151,022</b>	<b>F</b>	<b>16</b>	<b>4,603,943</b>
<b>Directorate - Planning &amp; Community Services</b>											
Administration	20,310	18,334	1,976	F	10	35,860	34,000	1,860	F	5	216,767
Planning	128,055	113,965	14,090	F	11	242,770	213,750	29,020	F	12	1,488,290
Building Services	53,265	45,391	7,874	F	15	105,173	85,986	19,187	F	18	564,889
Community, Culture & Recreation											
Administration	77,015	91,019	14,004	U	18	140,750	153,676	12,926	U	9	791,881
Major Events Expense	45,000	43,332	1,668	F	4	115,000	95,046	19,954	F	17	775,000
Community Events	4,125	5,558	1,433	U	35	7,250	5,783	1,467	F	20	145,500
Civic Functions	15,175	11,653	3,522	F	23	30,100	17,894	12,206	F	41	252,140
Donations	97,500	97,720	220	U	0	115,000	115,420	420	U	0	220,000
Fiesta	1,135	1,265	130	U	11	2,270	2,484	214	U	9	263,616
Safer City Program	8,780	3,129	5,651	F	64	12,270	4,792	7,478	F	61	63,117
Senior Citizens	38,785	36,944	1,841	F	5	72,340	68,265	4,075	F	6	397,873
Recreation	54,985	63,389	8,404	U	15	102,665	115,237	12,572	U	12	594,162
Halls & Public Buildings	73,740	56,809	16,931	F	23	107,615	106,979	636	F	1	538,090
<b>Total Expense - Community, Culture &amp; Recreation</b>	<b>416,240</b>	<b>410,819</b>	<b>5,421</b>	<b>F</b>	<b>1</b>	<b>705,260</b>	<b>685,577</b>	<b>19,683</b>	<b>F</b>	<b>3</b>	<b>4,041,379</b>
Collier Park Retirement Complex											
Collier Park Village	148,155	154,527	6,372	U	4	287,370	284,910	2,460	F	1	1,409,260
Collier Park Hostel	173,870	175,990	2,120	U	1	335,355	317,886	17,469	F	5	1,941,155
Collier Park Community Centre	100	88	12	F	12	200	88	112	F	56	1,250
<b>Total Expense - Collier Park Complex</b>	<b>322,125</b>	<b>330,604</b>	<b>8,479</b>	<b>U</b>	<b>3</b>	<b>622,925</b>	<b>602,884</b>	<b>20,041</b>	<b>F</b>	<b>3</b>	<b>3,351,665</b>
Health Services											
Administration	29,270	25,307	3,963	F	14	55,145	46,038	9,107	F	17	336,929
Infant Health Services	2,050	1,657	393	F	19	6,010	4,299	1,711	F	28	26,350

**CITY OF SOUTH PERTH**  
**2011/2012 OPERATING REVENUE & EXPENDITURE - BUDGET VERSUS ACTUAL**  
**August-2011**

Attachment 10.6.1 (2)

Key Responsibility Areas	MONTH					YEAR TO DATE					
	Month Budget	Month Actual	Variance \$	Var F/U	Var %	YTD Budget	YTD Actual	Variance \$	Var F/U	Var %	Total Budget
Preventative Services	16,385	14,176	2,209	F	13	18,195	15,341	2,854	F	16	60,497
Other Sanitation	1,845	330	1,515	F	82	4,270	1,003	3,267	F	77	21,999
Total Expense - Health Services	49,550	41,469	8,081	F	16	83,620	66,681	16,939	F	20	445,775
Total Expense - Health & Regulatory Services	49,550	41,469	8,081	F	16	83,620	66,681	16,939	F	20	445,775
Total Expense - Dir Planning & Community Service	989,545	960,581	28,964	F	3	1,795,608	1,688,878	106,730	F	6	10,108,765
TOTAL EXPENDITURE - ADMIN BUSINESS UNITS	1,793,885	1,654,408	139,477	F	8	3,452,862	3,147,354	305,508	F	9	18,673,493

**DIRECTORATE - INFRASTRUCTURE SERVICES**  
**2011/2012 OPERATING REVENUE & EXPENDITURE - BUDGET VERSUS ACTUAL**  
**August-2011**

Attachment 10.6.1 (3)

Key Responsibility Areas	MONTH					YEAR TO DATE					
	Month Budget	Month Actual	Variance \$	Var F/U	Var %	YTD Budget	YTD Actual	Variance \$	Var F/U	Var %	Total Budget
<b>REVENUE</b>											
<b>Infrastructure Support</b>											
Administration Revenue	0	0	0	U		0	0	0	U		35,000
<b>Total Revenue - Infrastructure Support</b>	<b>0</b>	<b>0</b>	<b>0</b>	<b>U</b>		<b>0</b>	<b>0</b>	<b>0</b>	<b>U</b>		<b>35,000</b>
<b>City Environment</b>											
Contributions	37,500	16,596	20,904	U	56	47,000	24,043	22,957	U	49	245,000
Nursery Revenue	0	(964)	964	U		12,500	3,193	9,307	U	74	175,000
Asset Control Revenue	0	0	0	U		0	0	0	U		83,720
Environmental Services Revenue	0	367	367	F		0	469	469	F		0
<b>Total Revenue - City Environment</b>	<b>37,500</b>	<b>15,999</b>	<b>21,501</b>	<b>U</b>	<b>57</b>	<b>59,500</b>	<b>27,705</b>	<b>31,795</b>	<b>U</b>	<b>53</b>	<b>503,720</b>
<b>Engineering Infrastructure</b>											
Design Office Revenue	0	0	0	U		0	0	0	U		1,300
Construction & Maintenance											
Road Grants	90,000	70,532	19,468	U	22	90,000	70,532	19,468	U	22	377,000
Contributions to Works	0	0	0	U		0	455	455	F		70,000
Reinstatement Revenue	1,000	193	807	U	81	1,000	797	203	U	20	6,000
Asset Control Revenue	0	0	0	U		0	0	0	U		56,390
Other Revenue	0	692	692	F		0	692	692	F		2,000
<b>Sub Total - Construction &amp; Maint</b>	<b>91,000</b>	<b>71,417</b>	<b>19,583</b>	<b>U</b>	<b>22</b>	<b>91,000</b>	<b>72,475</b>	<b>18,525</b>	<b>U</b>	<b>20</b>	<b>511,390</b>
<b>Total Revenue - Engineering Infrastructure</b>	<b>91,000</b>	<b>71,417</b>	<b>19,583</b>	<b>U</b>	<b>22</b>	<b>91,000</b>	<b>72,475</b>	<b>18,525</b>	<b>U</b>	<b>20</b>	<b>512,690</b>
<b>Waste Management</b>											
Refuse Collection	16,000	18,457	2,457	F	15	3,952,225	4,003,276	51,051	F	1	4,111,305
Recycling	1,000	2,172	1,172	F	117	1,010,315	1,025,444	15,129	F	1	1,018,315
<b>Total Revenue - Waste Management</b>	<b>17,000</b>	<b>20,629</b>	<b>3,629</b>	<b>F</b>	<b>21</b>	<b>4,962,540</b>	<b>5,028,720</b>	<b>66,180</b>	<b>F</b>	<b>1</b>	<b>5,129,620</b>
<b>Collier Park Golf Course</b>											
Collier Park Golf Course - Revenue	161,958	125,772	36,186	U	22	323,917	249,622	74,295	U	23	1,962,130
<b>Total Revenue - Collier Park Golf Course</b>	<b>161,958</b>	<b>125,772</b>	<b>36,186</b>	<b>U</b>	<b>22</b>	<b>323,917</b>	<b>249,622</b>	<b>74,295</b>	<b>U</b>	<b>23</b>	<b>1,962,130</b>
<b>TOTAL REV - INFRASTRUCTURE SERVICES</b>	<b>307,458</b>	<b>233,817</b>	<b>73,641</b>	<b>U</b>	<b>24</b>	<b>5,436,957</b>	<b>5,378,521</b>	<b>58,436</b>	<b>U</b>	<b>1</b>	<b>8,143,160</b>

**DIRECTORATE - INFRASTRUCTURE SERVICES**  
**2011/2012 OPERATING REVENUE & EXPENDITURE - BUDGET VERSUS ACTUAL**  
**August-2011**

Attachment 10.6.1 (3)

Key Responsibility Areas	MONTH					YEAR TO DATE					Total Budget
	Month Budget	Month Actual	Variance \$	Var F/U	Var %	YTD Budget	YTD Actual	Variance \$	Var F/U	Var %	
<b>EXPENDITURE</b>											
<b>Infrastructure Support &amp; Administration</b>											
Governance Cost	26,195	17,774	8,421	F	32	44,230	29,467	14,763	F	33	299,955
<b>Total Expense - Infrastructure Support</b>	<b>26,195</b>	<b>17,774</b>	<b>8,421</b>	<b>F</b>	<b>32</b>	<b>44,230</b>	<b>29,467</b>	<b>14,763</b>	<b>F</b>	<b>33</b>	<b>299,955</b>
<b>City Environment</b>											
Reserves & Parks Maintenance	305,515	231,985	73,530	F	24	588,030	454,150	133,880	F	23	3,485,761
Miscellaneous Parks Programmes	3,335	0	3,335	F		6,670	3,718	2,952	F	44	40,000
Grounds Maintenance	20,765	13,408	7,357	F	35	41,530	27,270	14,260	F	34	249,000
Streetscape Maintenance	184,835	201,302	16,467	U	9	284,670	285,831	1,161	U	0	1,595,000
Environmental Services	36,430	15,105	21,325	F	59	70,445	31,789	38,656	F	55	408,252
Plant Nursery	12,800	10,618	2,182	F	17	23,940	28,227	4,287	U	18	143,758
Overheads	43,483	47,866	4,383	U	10	86,276	96,877	10,601	U	12	493,198
Asset Holding Costs	141,670	146,924	5,254	U	4	141,670	146,924	5,254	U	4	850,000
Building Maintenance	39,700	31,535	8,165	F	21	69,900	52,802	17,098	F	24	522,405
Reserve Building Maintenance & Operations	8,375	5,165	3,210	F	38	22,100	9,501	12,600	F	57	108,500
Public Convenience Maintenance & Operations	15,705	11,008	4,697	F	30	38,570	25,431	13,139	F	34	195,500
Operations Centre Maintenance	11,935	8,210	3,725	F	31	25,050	15,873	9,177	F	37	143,252
Jetty Maintenance	1,680	34	1,646	F	98	3,360	34	3,326	F	99	20,000
<b>Total Expense - City Environment</b>	<b>826,228</b>	<b>723,160</b>	<b>103,068</b>	<b>F</b>	<b>12</b>	<b>1,402,211</b>	<b>1,178,427</b>	<b>223,784</b>	<b>F</b>	<b>16</b>	<b>8,254,626</b>
<b>Engineering Infrastructure</b>											
Design Office Overheads	25,395	23,436	1,959	F	8	45,185	41,457	3,728	F	8	271,402
<b>Sub Total - Design Office</b>	<b>25,395</b>	<b>23,436</b>	<b>1,959</b>	<b>F</b>	<b>8</b>	<b>45,185</b>	<b>41,457</b>	<b>3,728</b>	<b>F</b>	<b>8</b>	<b>271,402</b>
Construction & Maintenance											
Reinstatements	2,000	1,799	201	F	10	5,000	4,049	951	F	19	21,000
Crossovers	3,000	3,017	17	U	1	6,000	10,523	4,523	U	75	30,000
Asset Holding Costs	729,180	1,580,713	851,533	U	117	729,180	1,580,713	851,533	U	117	4,375,000
Roads, Paths & Drains	264,860	221,708	43,152	F	16	479,220	372,983	106,237	F	22	2,454,500
Fleet Operations	83,124	140,210	57,086	U	69	87,808	170,126	82,318	U	94	377,307
Overheads	62,225	60,823	1,402	F	2	120,940	131,108	10,168	U	8	714,489
<b>Sub Total - Construction &amp; Maintenance</b>	<b>1,144,389</b>	<b>2,008,269</b>	<b>863,880</b>	<b>U</b>	<b>75</b>	<b>1,428,148</b>	<b>2,269,502</b>	<b>841,354</b>	<b>U</b>	<b>59</b>	<b>7,972,296</b>
<b>Total Expense - Engineering Infrastructure</b>	<b>1,169,784</b>	<b>2,031,705</b>	<b>861,921</b>	<b>U</b>	<b>74</b>	<b>1,473,333</b>	<b>2,310,959</b>	<b>837,626</b>	<b>U</b>	<b>57</b>	<b>8,243,698</b>

**DIRECTORATE - INFRASTRUCTURE SERVICES**  
**2011/2012 OPERATING REVENUE & EXPENDITURE - BUDGET VERSUS ACTUAL**  
**August-2011**

Attachment 10.6.1 (3)

Key Responsibility Areas	MONTH					YEAR TO DATE					Total Budget
	Month Budget	Month Actual	Variance \$	Var F/U	Var %	YTD Budget	YTD Actual	Variance \$	Var F/U	Var %	
<b>Waste Management</b>											
Refuse Collection	314,935	307,330	7,605	F	2	671,640	664,021	7,619	F	1	3,867,822
Recycling	51,920	46,314	5,606	F	11	93,460	86,369	7,091	F	8	540,000
Transfer Station	50,655	34,977	15,678	F	31	96,630	76,774	19,856	F	21	574,507
<b>Total Expense - Waste Management</b>	<b>417,510</b>	<b>388,620</b>	<b>28,890</b>	<b>F</b>	<b>7</b>	<b>861,730</b>	<b>827,164</b>	<b>34,566</b>	<b>F</b>	<b>4</b>	<b>4,982,329</b>
<b>Collier Park Golf Course</b>											
Collier Park Golf Course - Expense	150,915	152,841	1,926	U	1	272,635	260,910	11,725	F	4	1,941,588
<b>Total Expense - Collier Park Golf Course</b>	<b>150,915</b>	<b>152,841</b>	<b>1,926</b>	<b>U</b>	<b>1</b>	<b>272,635</b>	<b>260,910</b>	<b>11,725</b>	<b>F</b>	<b>4</b>	<b>1,941,588</b>
<b>TOTAL EXP - INFRASTRUCTURE SERVICES</b>	<b>2,590,632</b>	<b>3,314,100</b>	<b>723,468</b>	<b>U</b>	<b>28</b>	<b>4,054,139</b>	<b>4,606,927</b>	<b>552,788</b>	<b>U</b>	<b>14</b>	<b>23,722,196</b>

**CITY OF SOUTH PERTH**  
**2011/2012 CAPITAL SUMMARY - BUDGET VERSUS ACTUAL**  
**August-2011**

Attachment 10.6.1 (4)

Key Responsibility Areas	MONTH					YEAR TO DATE					
	Month Budget	Month Actual	Variance \$	Var F/U	Var %	YTD Budget	YTD Actual	Variance \$	Var F/U	Var %	Total Budget
<b>CAPITAL REVENUE</b>											
<b>Directorate - Financial &amp; Info Services</b>											
Building Grants	0	0	0	U		0	0	0	U		0
Library & Heritage Services	0	0	0	U		0	0	0	U		0
Information Technology	0	0	0	U		0	0	0	U		0
<b>Total Revenue - Financial &amp; Info Services</b>	<b>0</b>	<b>0</b>	<b>0</b>	<b>U</b>		<b>0</b>	<b>0</b>	<b>0</b>	<b>U</b>		<b>0</b>
<b>Directorate - Planning &amp; Community Services</b>											
Admin Capital Revenue	0	0	0	U		0	0	0	U		0
Community, Culture & Recreation	0	0	0	U		0	0	0	U		6,250,000
Collier Park Retirement Complex											
Collier Park Village	0	95,500	95,500	F		50,250	110,500	60,250	F	120	452,250
Collier Park Hostel	0	0	0	U		0	0	0	U		0
<b>Total Revenue - Collier Park Retirement Complex</b>	<b>0</b>	<b>95,500</b>	<b>95,500</b>	<b>F</b>		<b>50,250</b>	<b>110,500</b>	<b>60,250</b>	<b>F</b>	<b>120</b>	<b>452,250</b>
<b>Total Revenue - Dir Planning &amp; Community</b>	<b>0</b>	<b>95,500</b>	<b>95,500</b>	<b>F</b>		<b>50,250</b>	<b>110,500</b>	<b>60,250</b>	<b>F</b>	<b>120</b>	<b>6,702,250</b>
<b>Collier Park Golf Course</b>											
Collier Park Golf Course	0	0	0	U		0	0	0	U		0
<b>Total Revenue - Collier Park Golf Course</b>	<b>0</b>	<b>0</b>	<b>0</b>	<b>U</b>		<b>0</b>	<b>0</b>	<b>0</b>	<b>U</b>		<b>0</b>
<b>Directorate - Infrastructure Services</b>											
Roads, Paths & Drains	2,500	68	2,432	U	97	55,000	66,971	11,971	F	22	730,000
Traffic Management	0	0	0	U		0	0	0	U		0
City Environment	0	(1,937)	1,937	U		0	(1,937)	1,937	U		150,000
Building Management	0	0	0	U		0	0	0	U		0
<b>Total Revenue - Dir Infrastructure Services</b>	<b>2,500</b>	<b>(1,869)</b>	<b>4,369</b>	<b>U</b>		<b>55,000</b>	<b>65,034</b>	<b>10,034</b>	<b>F</b>	<b>18</b>	<b>880,000</b>
<b>Underground Power</b>											
Underground Power	0	(128)	128	U		0	(137)	137	U		4,800,000
<b>Total Revenue - Underground Power</b>	<b>0</b>	<b>(128)</b>	<b>128</b>	<b>U</b>		<b>0</b>	<b>(137)</b>	<b>137</b>	<b>U</b>		<b>4,800,000</b>
<b>TOTAL CAPITAL REVENUE</b>	<b>2,500</b>	<b>93,503</b>	<b>91,003</b>	<b>F</b>	<b>3,640</b>	<b>105,250</b>	<b>175,397</b>	<b>70,147</b>	<b>F</b>	<b>67</b>	<b>12,382,250</b>

**CITY OF SOUTH PERTH**  
**2011/2012 CAPITAL SUMMARY - BUDGET VERSUS ACTUAL**  
**August-2011**

Attachment 10.6.1 (4)

Key Responsibility Areas	MONTH					YEAR TO DATE					
	Month Budget	Month Actual	Variance \$	Var F/U	Var %	YTD Budget	YTD Actual	Variance \$	Var F/U	Var %	Total Budget
<b>CAPITAL EXPENDITURE</b>											
<b>Administration Projects</b>											
<b>Chief Executive's Office</b>											
Administration	5,000	869	4,131	F	83	5,000	252	4,748	F	95	80,000
Parking Management	0	0	0	F		0	0	0	F		100,000
<b>Total Expense - Chief Executive's Office</b>	<b>5,000</b>	<b>869</b>	<b>4,131</b>	<b>F</b>	<b>83</b>	<b>5,000</b>	<b>252</b>	<b>4,748</b>	<b>F</b>	<b>95</b>	<b>180,000</b>
<b>Directorate - Financial &amp; Info Services</b>											
Information Technology	15,000	15,341	341	U	2	18,500	18,697	197	U	1	700,000
Finance Capital Expense	0	0	0	F		0	0	0	F		0
Library & Heritage Services											
General Capital Expense	0	0	0	F		0	0	0	F		0
Heritage Capital Expense	0	0	0	F		10,000	11,233	1,233	U	12	585,000
<b>Total Expense - Library &amp; Heritage Services</b>	<b>0</b>	<b>0</b>	<b>0</b>	<b>F</b>		<b>10,000</b>	<b>11,233</b>	<b>1,233</b>	<b>U</b>	<b>12</b>	<b>585,000</b>
<b>Total Expense - Dir Financial Services</b>	<b>15,000</b>	<b>15,341</b>	<b>341</b>	<b>U</b>	<b>2</b>	<b>28,500</b>	<b>29,930</b>	<b>1,430</b>	<b>U</b>	<b>5</b>	<b>1,285,000</b>
<b>Unclassified Capital</b>											
General Capital Expense	0	0	0	F		0	0	0	F		0
<b>Total Expense - Unclassified Capital</b>	<b>0</b>	<b>0</b>	<b>0</b>	<b>F</b>		<b>0</b>	<b>0</b>	<b>0</b>	<b>F</b>		<b>0</b>
<b>Directorate - Planning &amp; Community Services</b>											
Strategic Urban Planning	85,000	12,711	72,290	F	85	85,000	12,711	72,290	F	85	515,000
Community Culture & Recreation											
Community, Culture & Recreation	0	1,642	1,642	U		0	9,142	9,142	U		300,000
<b>Total Expense - Community, Culture &amp; Recreation</b>	<b>0</b>	<b>1,642</b>	<b>1,642</b>	<b>U</b>		<b>0</b>	<b>9,142</b>	<b>9,142</b>	<b>U</b>		<b>300,000</b>
Collier Park Retirement Complex	50,000	55,295	5,295	U	11	120,000	94,626	25,374	F	21	400,000
Health & Regulatory Services											
Preventative Services	0	0	0	F		0	0	0	F		0
<b>Total Expense - Health &amp; Regulatory Services</b>	<b>0</b>	<b>0</b>	<b>0</b>	<b>F</b>		<b>0</b>	<b>0</b>	<b>0</b>	<b>F</b>		<b>0</b>
<b>Total Expense - Planning &amp; Community Services</b>	<b>135,000</b>	<b>69,647</b>	<b>65,353</b>	<b>F</b>	<b>48</b>	<b>205,000</b>	<b>116,479</b>	<b>88,521</b>	<b>F</b>	<b>43</b>	<b>1,215,000</b>



**CITY OF SOUTH PERTH**  
**2011/2012 CAPITAL SUMMARY - BUDGET VERSUS ACTUAL**  
**August-2011**

Attachment 10.6.1 (4)

Key Responsibility Areas	MONTH					YEAR TO DATE					
	Month Budget	Month Actual	Variance \$	Var F/U	Var %	YTD Budget	YTD Actual	Variance \$	Var F/U	Var %	Total Budget
<b>Collier Park Golf Course</b>											
Collier Park Golf Course	1,230,300	1,181,144	49,156	F	4	2,100,300	1,751,254	349,046	F	17	5,768,760
<b>Total Expense - Golf Course</b>	<b>1,230,300</b>	<b>1,181,144</b>	<b>49,156</b>	<b>F</b>	<b>4</b>	<b>2,100,300</b>	<b>1,751,254</b>	<b>349,046</b>	<b>F</b>	<b>17</b>	<b>5,768,760</b>
<b>Directorate - Infrastructure Services</b>											
Roads, Paths & Drains											
Roadworks	52,500	29,449	23,051	F	44	52,500	61,919	9,419	U	18	1,840,000
Drainage	155,000	77,996	77,004	F	50	175,000	94,139	80,861	F	46	650,000
Water Management Initiatives	0	845	845	U		0	1,690	1,690	U		250,000
Paths	50,000	48,838	1,162	F	2	50,000	64,148	14,148	U	28	550,000
Other	0	444	444	U		0	1,025	1,025	U		120,000
<b>Total - Roads, Paths &amp; Drains</b>	<b>257,500</b>	<b>157,572</b>	<b>99,928</b>	<b>F</b>	<b>39</b>	<b>277,500</b>	<b>222,922</b>	<b>54,578</b>	<b>F</b>	<b>20</b>	<b>3,410,000</b>
Traffic Management	10,000	24,095	14,095	U	141	10,000	33,060	23,060	U	231	500,000
Waste Management	5,000	75,552	70,552	U	1,411	70,000	80,805	10,805	U	15	170,360
City Environment											
Streetscape Projects	0	21,050	21,050	U		0	35,604	35,604	U		600,000
Park Development	0	13,724	13,724	U		0	16,750	16,750	U		895,000
Street & Reserve Lighting	0	7,433	7,433	U		0	8,041	8,041	U		180,000
Environmental Projects	80,000	37,819	42,181	F	53	80,000	45,106	34,894	F	44	400,000
Other Projects	0	507	507	U		0	1,014	1,014	U		150,000
<b>Total - City Environment</b>	<b>80,000</b>	<b>80,533</b>	<b>533</b>	<b>U</b>	<b>1</b>	<b>80,000</b>	<b>106,515</b>	<b>26,515</b>	<b>U</b>	<b>33</b>	<b>2,225,000</b>
Recoverable Works	0	3,799	3,799	U		0	6,672	6,672	U		0
Building Management	22,000	3,552	18,448	F	84	22,000	5,428	16,572	F	75	555,000
Fleet Management	176,192	164,348	11,845	F	7	176,192	164,348	11,845	F	7	1,089,924
Sustainability	10,000	1,800	8,200	F	82	20,000	7,250	12,750	F	64	110,000
<b>Total Expense - Dir Infrastructure Services</b>	<b>560,692</b>	<b>511,250</b>	<b>49,442</b>	<b>F</b>	<b>9</b>	<b>655,692</b>	<b>627,000</b>	<b>28,692</b>	<b>F</b>	<b>4</b>	<b>8,060,284</b>
<b>Underground Power</b>											
Underground Power Project	200,000	197,179	2,821	F	1	200,000	197,179	2,821	F	1	5,300,000
<b>Total - Underground Power</b>	<b>200,000</b>	<b>197,179</b>	<b>2,821</b>	<b>F</b>	<b>1</b>	<b>200,000</b>	<b>197,179</b>	<b>2,821</b>	<b>F</b>	<b>1</b>	<b>5,300,000</b>
<b>TOTAL CAPITAL EXPENDITURE</b>	<b>2,145,992</b>	<b>1,975,432</b>	<b>170,561</b>	<b>F</b>	<b>8</b>	<b>3,194,492</b>	<b>2,722,094</b>	<b>472,398</b>	<b>F</b>	<b>15</b>	<b>21,809,044</b>

**SCHEDULE OF SIGNIFICANT VARIANCES**

Departmental Area	Month Budget	Month Actual	Month Var %	F U	YTD Budget	YTD Actual	YTD Var %	F U	Comment on Variances disclosed
<b>Revenue</b>									
Parking Management	72,750	78,604	8%	F	151,500	164,052	8%	F	Meter parking and infringement revenue is slightly ahead of budget expectations.
Finance Admin Revenue	125,000	167,331	34%	F	125,000	169,690	36%	F	Greater than anticipated grant funding revenue.
Investment Revenue	169,595	176,197	4%	F	313,165	318,887	2%	U	Revenue is in line with budget expectations. Refer to Item 10.6.2 for more detailed comment.
Rating Activities	198,750	214,758	8%	F	25,317,420	25,385,299	0%	U	Interim rates billed ahead of budget timing. Higher instalment interest charges than was anticipated. Refer to Item 10.6.2 for more detailed comment.
Planning Revenue	46,000	41,406	10%	U	92,000	72,606	21%	U	Quieter than anticipated start for development applications.
Building Services Rev	55,805	55,581	0%	U	165,078	143,911	13%	U	Back in line with budget expectations for month of August.
Recreation Revenue	66,295	21,054	68%	U	95,590	51,731	46%	U	Club Development Officer contribution from ToVP not received.
Hall & Public Buildings	13,850	35,487	156%	F	27,700	52,991	91%	F	Positive start to the operation of the new facility.
Collier Park Hostel	144,965	154,447	7%	F	289,930	295,517	2%	F	Slightly higher than budgeted commonwealth subsidy and maintenance fee revenue to date.
City Env Contributions	37,500	16,596	56%	U	47,000	24,043	49%	U	Amount recognised as a street tree revenue now credited out after planning approval was changed.
Road Grant Revenue	90,000	707,532	22%	U	90,000	70,532	22%	U	Timing difference on road grants.
Waste Management Rev.	17,000	20,629	21%	F	4,962,540	5,028,720	1%	F	Higher than anticipated number of services billed.
Collier Park Golf Course	161,958	125,772	22%	U	323,917	249,622	23%	U	Adverse weather conditions and disruption to the course related to the Island 9 Hole upgrade has resulted in a low level of patronage for the 4th consecutive month.
<b>Expenditure</b>									
City Administration	69,600	70,112	1%	U	142,175	119,789	16%	F	Timing difference on recruitment costs and salary savings whilst staff were on leave.
Governance Admin	45,230	43,128	5%	F	82,355	79,193	4%	F	Close to overall budget for month.

**SCHEDULE OF SIGNIFICANT VARIANCES**

Departmental Area	Month Budget	Month Actual	Month Var %	F U	YTD Budget	YTD Actual	YTD Var %	F U	Comment on Variances disclosed
City Communications	53,060	48,005	10%	F	86,869	70,955	18%	F	Favourable timing difference on advertising & publications.
Rangers	89,855	89,690	0%	F	194,845	196,139	1%	U	Various minor variances - none individually significant.
Financial Services (after allocations outwards)	192,730	72,620	62%	F	452,330	297,177	34%	F	Budget phasing error in relation to loan interest - will need to be corrected in September.
Information Services (after allocations outwards)	44,510	42,163	5%	F	104,210	90,445	13%	F	Salary savings due to vacant position and timing difference on data communication charges.
Customer Focus Team	17,365	16,130	7%	F	31,455	31,190	1%	F	Variances on salaries & allocations out largely offset each other.
Library Services	199,365	222,604	12%	U	358,435	376,596	5%	F	Cleaning charges are higher than expected as is depreciation (non cash).
Planning Services	128,055	113,965	11%	F	242,770	213,750	12%	F	Timing difference on legal fees, consultants & salaries.
Building Services	53,265	45,391	15%	F	105,173	85,986	18%	F	Favourable timing difference on consultants & salaries.
Major Events Expense	45,000	43,332	4%	F	115,000	95,046	17%	F	Timing difference due to uncertain budget phasing.
Civic Functions	15,175	11,653	23%	F	30,100	17,894	41%	F	Timing difference due to suppliers' billing cycles.
Recreation	54,985	63,389	15%	U	102,665	115,237	12%	U	Several small timing differences at present.
Halls & Public Buildings	73,740	56,809	23%	F	107,615	106,979	1%	F	Utilities and cleaning costs are well in excess of budget expectations to date - offset by depreciation being less than expected Costs are currently being further investigated.
Collier Park Village	148,155	154,527	4%	U	287,370	284,910	1%	F	Favourable timing difference on maintenance activities and water charges. Electricity costs are above expectations due to further increase in tariffs. This will be monitored over future months.
Collier Park Hostel	173,870	175,990	1%	U	335,355	317,886	5%	F	Numerous small favourable variances - most significant ones are timing differences on maintenance activities.
Health Services	49,550	41,469	16%	F	83,620	66,681	20%	F	Several small favourable variances including salary savings.
Infrastructure Support (after allocations outwards)	26,195	17,774	32%	F	44,230	29,467	33%	F	Salary savings due to two vacant but approved staff positions.

**SCHEDULE OF SIGNIFICANT VARIANCES**

Departmental Area	Month Budget	Month Actual	Month Var %	F U	YTD Budget	YTD Actual	YTD Var %	F U	Comment on Variances disclosed
Reserve & Park Maint.	305,515	231,985	24%	F	588,030	454,150	23%	F	Favourable timing difference on park maintenance whilst maintenance programs are developed and implemented.
Grounds Maintenance	20,765	13,408	35%	F	41,530	27,270	34%	F	Timing difference as programs are implemented.
Streetscape Maintenance	184,835	201,302	9%	U	284,670	285,831	0%	U	Reversal of earlier timing difference as programs get underway.
Environmental Services	36,430	15,105	59%	F	70,445	31,789	51%	F	Favourable timing difference on contractor costs and vacant staff positions.
Plant Nursery	12,800	10,618	17%	F	23,940	28,227	18%	U	On budget after journal correcting July posting error.
City Env - Overheads	43,483	47,866	10%	U	86,276	96,877	12%	U	Slightly higher than expected sick leave and staff training time.
Building Maint (Various)	77,395	55,951	28%	F	158,980	103,640	35%	F	Favourable timing difference on maintenance activities whilst maintenance programs are developed and implemented.
Asset Holding Costs	729,180	1,580,713	117%	U	729,180	1,580,713	117%	U	Recent very significant (\$57M) asset revaluation adjustments on roads, paths & drains means that depreciation expense (non cash) will increase by some \$4.8M per year. This is of course neutral to the budget as it is a non cash cost.
Roads, Paths & Drains	264,860	221,708	16%	F	429,220	372,983	22%	F	Contractor availability has resulted in a favourable timing difference on certain road, path and street sweeping activities.
Fleet Operations	83,124	140,210	69%	U	87,808	170,126	94%	U	Expenses are close to budget other than depreciation. Plant charge recoveries are currently very modest due to limited use. Recovery rates appear to be less than is required and this will need to be addressed by Infrastructure in the near future.
Eng Infra Overheads	62,225	60,823	2%	F	120,940	131,108	8%	U	Recovery against jobs is slightly less than anticipated.
Waste Management	417,510	388,620	7%	F	861,730	827,164	4%	F	Several minor timing differences - not individually significant.
Collier Park Golf Course	150,915	152,841	1%	U	272,635	260,910	4%	F	Numerous small favourable variances - most not individually significant.
<b>Capital Revenue</b>									
Collier Park Village	0	95,000		F	50,250	110,500	120%	F	Refurbishment levies and lease premium revenue for 2 vacant units received in August.

**SCHEDULE OF SIGNIFICANT VARIANCES**

Departmental Area	Month Budget	Month Actual	Month Var %	F U	YTD Budget	YTD Actual	YTD Var %	F U	Comment on Variances disclosed
<b>Capital Expenditure</b>									
Strategic Urban Planning	85,000	12,711	85%	F	85,000	12,711	85%	F	Timing difference on consultants fees.
CPV Refurbishments	50,000	55,295	11%	U	120,000	94,626	21%	F	Timing difference due to budget phasing.
Collier Park Golf Course	1,230,300	1,181,144	4%	F	2,100,300	1,751,254	17%	F	Overall the project is right on budget to date - the dates applied on supplier's invoices lead to an apparent \$300K overspend in the 30 June accounts offset by a similar size underspend to Aug.
Roads, Paths & Drains	257,500	157,572	39%	F	277,500	222,922	20%	F	Solid commencement to program so far.
Traffic Management	10,000	24,095		U	10,000	33,060		U	Preliminary start up costs only to date.
City Environment	80,000	80,533	1%	U	80,000	106,515	33%	U	Very early in the program phasing so far.
Building Management	22,000	3,552	84%	F	22,000	5,428	84%	F	Preliminary start up costs only to date.
Waste Management	5,000	75,552		U	70,000	80,805	15%	U	Close to expectations to date.
Fleet Management	176,192	164,348	7%	F	176,192	164,348	7%	F	Close to expectations to date.
UGP									

**CITY OF SOUTH PERTH  
RATE SETTING STATEMENT  
FOR THE PERIOD ENDED 31 AUG 2011**

Attachment 10.6.1(7)

	YTD BUDGET \$	YTD ACTUAL \$	2012 BUDGET \$
<b>REVENUE (Excluding Rates)</b>			
General Purpose Funding	466,065	511,299	4,220,735
Governance	0	4,708	50,000
Law, Order & Public Safety	3,800	5,258	47,500
Education	0	0	0
Health	39,490	39,730	56,500
Welfare	0	0	0
Housing	504,260	573,505	3,160,430
Community Amenities	5,054,740	5,101,795	5,480,540
Recreation & Culture	576,917	464,957	3,607,750
Transport	247,500	237,785	6,310,500
Economic Services	177,578	147,104	840,218
Other Property & Services	0	1,146	72,000
	<b>7,070,350</b>	<b>7,087,287</b>	<b>23,846,173</b>
<b>OPERATING EXPENDITURE</b>			
General Purpose Funding	(278,120)	(161,448)	(884,805)
Governance	(856,784)	(731,098)	(5,284,048)
Law, Order & Public Safety	(139,705)	(125,435)	(671,843)
Education	(16,000)	(12,544)	(85,250)
Health	(81,855)	(65,383)	(437,777)
Welfare	(80,760)	(76,907)	(445,373)
Housing	(764,035)	(716,972)	(3,793,025)
Community Amenities	(1,330,880)	(1,198,078)	(7,500,369)
Recreation & Culture	(2,286,796)	(2,190,926)	(14,980,403)
Transport	(2,049,865)	(2,815,113)	(16,368,580)
Economic Services	(129,113)	(114,213)	(708,647)
Other Property & Services	(81,588)	(68,704)	(478,069)
	<b>(8,095,501)</b>	<b>(8,276,821)</b>	<b>(51,638,189)</b>
<b>NET RESULT</b>	<b>(1,025,151)</b>	<b>(1,189,533)</b>	<b>(27,792,016)</b>
Add back Non Cash Items	1,316,000	2,183,067	8,001,260
Proceeds from Disposal of Assets	0	2,050	6,567,060
Contributions for Acquisition of Assets	50,000	62,380	850,000
<b>FUNDS DEMAND FROM OPERATIONS</b>	<b>340,849</b>	<b>1,057,964</b>	<b>(12,373,696)</b>
<b>ACQUISITION OF NON CURRENT ASSETS</b>			
Purchase of Buildings	0	617	0
Purchase of Furniture & Fittings	0	(869)	(15,000)
Purchase of Technology	(15,000)	(10,742)	(222,500)
Purchase of Plant & Equipment	(10,000)	(3,464)	(160,000)
Purchase of Mobile Plant	(176,192)	(222,427)	(1,120,284)
Construction of Infrastructure Assets	(304,500)	(269,496)	(5,280,000)
Purchase of Equipment	(2,100,300)	(1,693,174)	(5,768,760)
Work in Progress	0	0	0
	<b>(2,605,992)</b>	<b>(2,199,554)</b>	<b>(12,566,544)</b>

Figures contained on this statement necessarily include accounting estimates and accruals

**CITY OF SOUTH PERTH  
RATE SETTING STATEMENT  
FOR THE PERIOD ENDED 31 AUG 2011**

Attachment 10.6.1(7)

	YTD BUDGET \$	YTD ACTUAL \$	2012 BUDGET \$
<b>FINANCING ACTIVITIES</b>			
Incoming Accomodation Bonds	58,333	415,461	700,000
New Loan Proceeds (City Loans)	0	0	7,765,000
Repayment of Loan Borrowings (Principal)	(154,712)	(169,480)	(1,856,545)
Self Supporting Loan Proceeds	1,000	820	410,780
Change in Equity - Joint Venture	0	0	0
Transfers to Reserves	(626,038)	(973,149)	(12,297,786)
Transfers from Reserves	350,000	205,614	6,748,760
Movement in Restricted Assets (Provisions)	2,083	1,319	25,000
Removal of Current Bonds	0	0	0
Movement in Current UGP Debtors	(17,500)	(43,216)	(210,000)
Movement in Non Current UGP Debtors	0	93,022	(1,920,000)
Movement in Pension Deferral Debtors	(833)	(10,461)	(10,000)
Movement in ESL Deferral Debtors	417	(2,389)	5,000
Movement in Non Current SSL Debtors	0	0	410,000
Movement in N/C Commercial Lease Debtors	0	0	25,000
	<u>(387,250)</u>	<u>(482,459)</u>	<u>(204,791)</u>
<b>DEMAND - NON OPERATING RESOURCES</b>	<u><b>(2,993,242)</b></u>	<u><b>(2,682,013)</b></u>	<u><b>(12,771,335)</b></u>
Opening Position Brought Forward	208,213	208,213	208,213
Closing Position to be Carried Forward	(22,845,340)	(23,942,052)	(214,352)
<b>AMOUNT TO BE MADE UP FROM RATES</b>	<u><b>25,289,520</b></u>	<u><b>25,357,888</b></u>	<u><b>25,151,170</b></u>
<b>COMPOSITION OF CLOSING POSITION</b>			
<b>Current Assets</b>			
Cash & Cash Equivalents		48,450,987	38,549,182
Trade & Other Receivables			
Rates		10,895,537	339,058
Sundry Debtors		3,041,126	1,247,686
Provision for Doubtful Debts		(109,226)	(110,000)
Inventories		161,859	170,594
Accrued Interest & Prepayments		1,216,807	486,664
<b>Total Current Assets</b>		<u><b>63,657,090</b></u>	<u><b>40,683,184</b></u>
<b>Current Liabilities</b>			
Trade & Other Liabilities			
Creditors		(5,142,746)	(2,077,060)
Income in Advance		(46,151)	(46,429)
Other Liabilities		(270,393)	(128,255)
Interest Bearing Liabilities		(779,447)	(1,606,149)
Employee Provisions - Current		(2,578,714)	(2,246,339)
<b>Total Current Liabilities</b>		<u><b>(8,817,451)</b></u>	<u><b>(6,104,232)</b></u>
<b>Net Current Assets</b>		<u><b>54,839,639</b></u>	<u><b>34,578,952</b></u>

Figures contained on this statement necessarily include accounting estimates and accruals

**CITY OF SOUTH PERTH  
RATE SETTING STATEMENT  
FOR THE PERIOD ENDED 31 AUG 2011**

Attachment 10.6.1(7)

	YTD BUDGET \$	YTD ACTUAL \$	2012 BUDGET \$
<b>Net Current Assets</b>		<b>54,839,639</b>	<b>34,578,952</b>
Add Back			
Interest Bearing Liabilities		779,447	1,606,149
Employee Provisions		2,578,714	2,246,339
		<b>58,197,800</b>	<b>38,431,440</b>
Less			
Restricted Cash - Reserves & Emp Entitlements		(33,647,726)	(38,217,088)
Accelerated Expenditure to be reimbursed from Reserves		(515,000)	0
Collection of Non Current Debtors ahead of Time		(93,022)	0
		<b>23,942,052</b>	<b>214,352</b>



**STATEMENT of ALL COUNCIL FUNDS  
AS AT 31 AUGUST 2011**

<b>Municipal Fund</b>	<b>\$ 16,881,398</b>
Represented by:	
Investments	16,105,364
Current Account at Bank	772,519
Cash on Hand	3,515
Transfers to Reserves	0
	<u>16,881,398</u>
<b>Trust Fund</b>	<b>\$ 651,207</b>
Represented by:	
Investments	650,000
Current Account at Bank	1,207
	<u>651,207</u>
<b>Cash Backed Reserves</b>	<b>\$ 31,189,258</b>
Plant Replacement Reserve	1,084,577
Future Municipal Works Reserve	177,132
CPV Residents Loan Offset Reserve	15,760,471
CPH Capital Works Reserve	698,953
Hostel Loan Offset Reserve	1,884,499
Collier Park Golf Course Reserve	1,173,720
Waste Management Reserve	3,057,634
Reticulation and Pump Reserve	195,968
Information Technology Reserve	764,136
Insurance Risk Reserve	83,012
Footpath Reserve	134,389
Underground Power Reserve	481,031
Parking Facilities Reserve	121,052
Collier Park Village Reserve	1,652,115
River Wall Reserve	664,729
Railway Station Precincts Reserve	623,610
Future Building Projects Reserve	1,419,488
Future Transport Projects Reserve	504,507
Future Streetscapes Reserve	206,466
Future Parks Works Reserve	184,468
Sustainable Infrastructure Reserve	317,301
Represented by:	
Investments	30,918,382
Accrued Interest	270,876
Transfers to / from Muni to be funded	0
	<u>31,189,258</u>
<b>TOTAL COUNCIL FUNDS</b>	<b><u>\$ 48,721,863</u></b>

**SUMMARY OF CASH INVESTMENTS  
AS AT 31 AUGUST 2011**

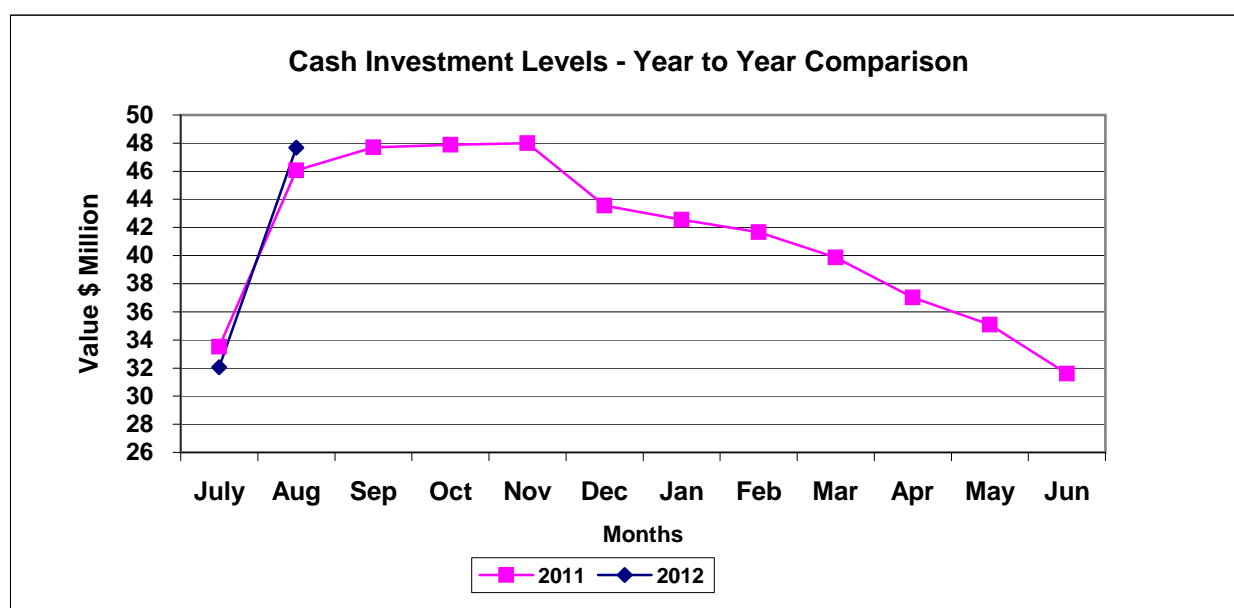
<b>Investments - Disclosed by Fund</b>	<b>\$</b>	<b>%</b>
Municipal	16,105,364	33.78%
Restricted - Trust	650,000	1.36%
Reserves	30,918,382	64.85%
	<b><u>47,673,746</u></b>	<b><u>100.00%</u></b>

<b>Investments - Disclosed by Financial Institution</b>	<b>\$</b>	<b>%</b>
Bankwest	7,195,575	15.09%
Commonwealth Bank	11,456,263	24.03%
ANZ Bank	650,000	1.36%
Westpac	5,790,102	12.15%
St George Bank	6,009,758	12.61%
Suncorp Metway Bank	8,032,984	16.85%
National Australia Bank	7,536,783	15.81%
Bank of Queensland	500,000	1.05%
Citibank	502,281	1.05%
	<b><u>47,673,746</u></b>	<b><u>100.00%</u></b>

<b>Interest Earned on Investments for Year to Date</b>	<b>2012</b>	<b>2011</b>
Municipal Fund	36,617	61,011
Reserves	251,574	254,879
	<b><u>288,191</u></b>	<b><u>315,891</u></b>

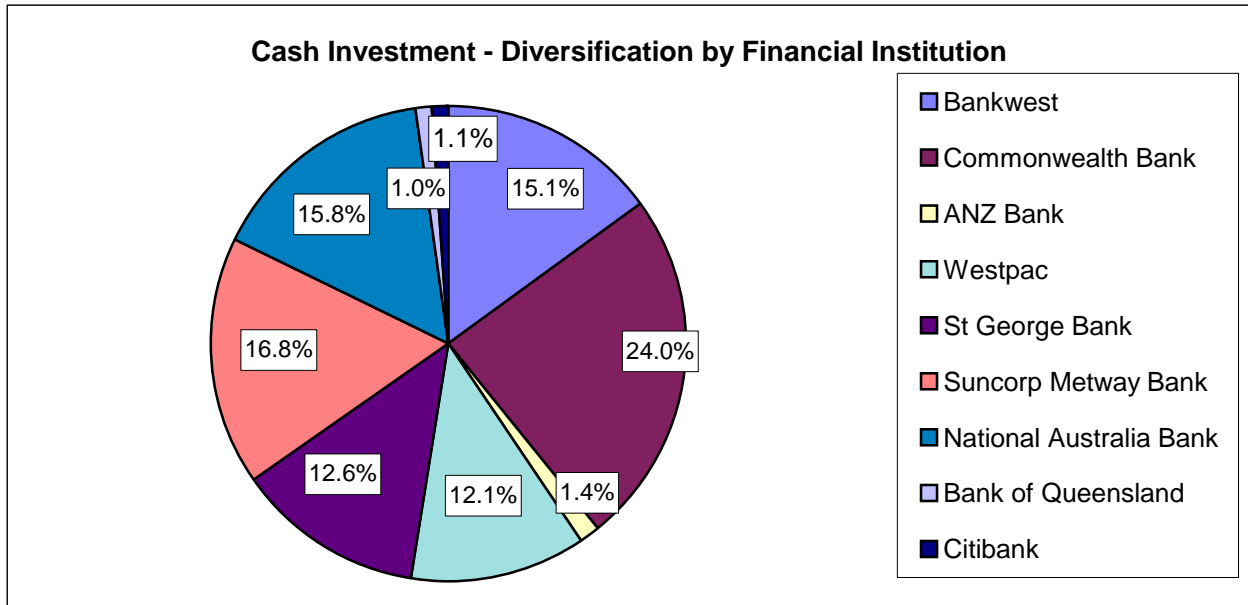
The anticipated weighted average yield on funds currently invested is 5.87%

### Cash Investment Levels

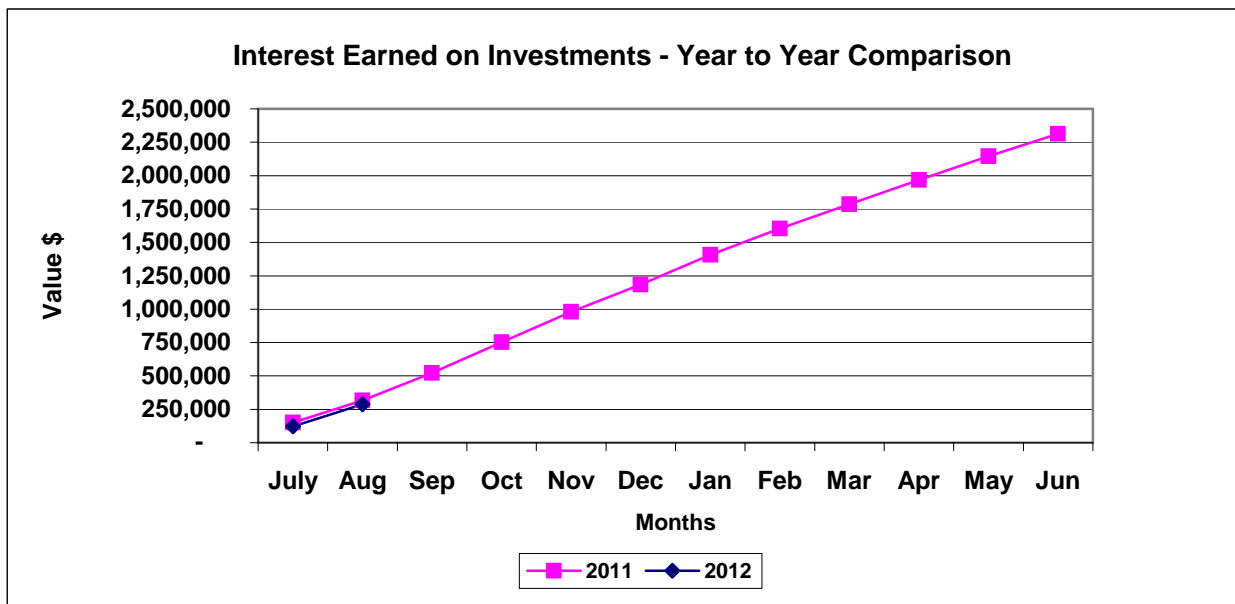


### SUMMARY OF CASH INVESTMENTS AS AT 31 AUGUST 2011

#### Investments - Disclosed by Institution



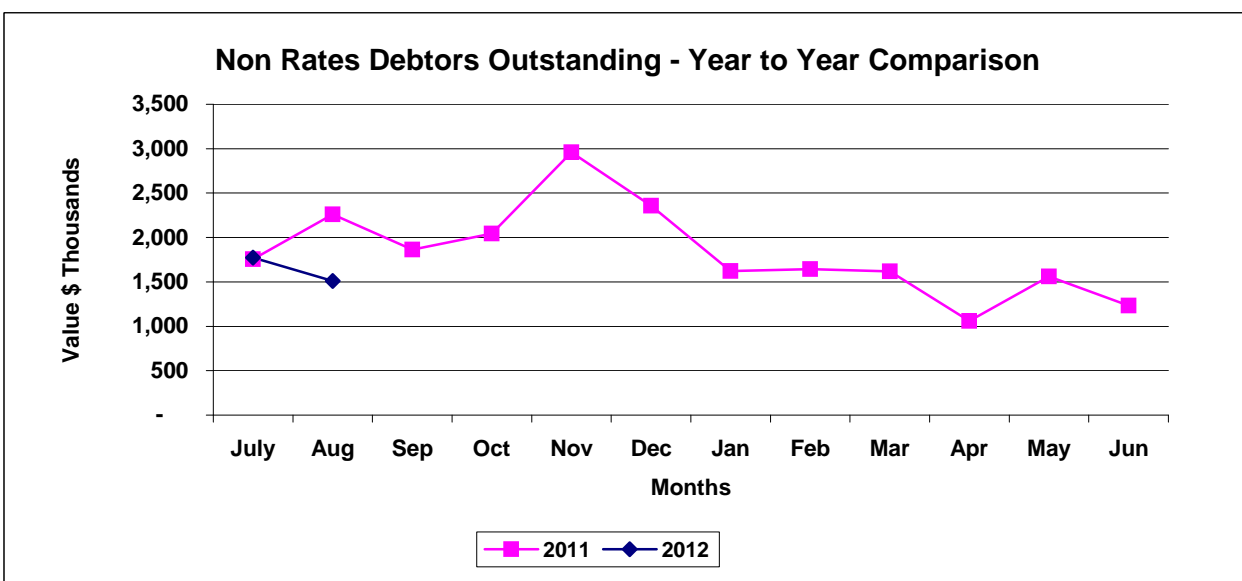
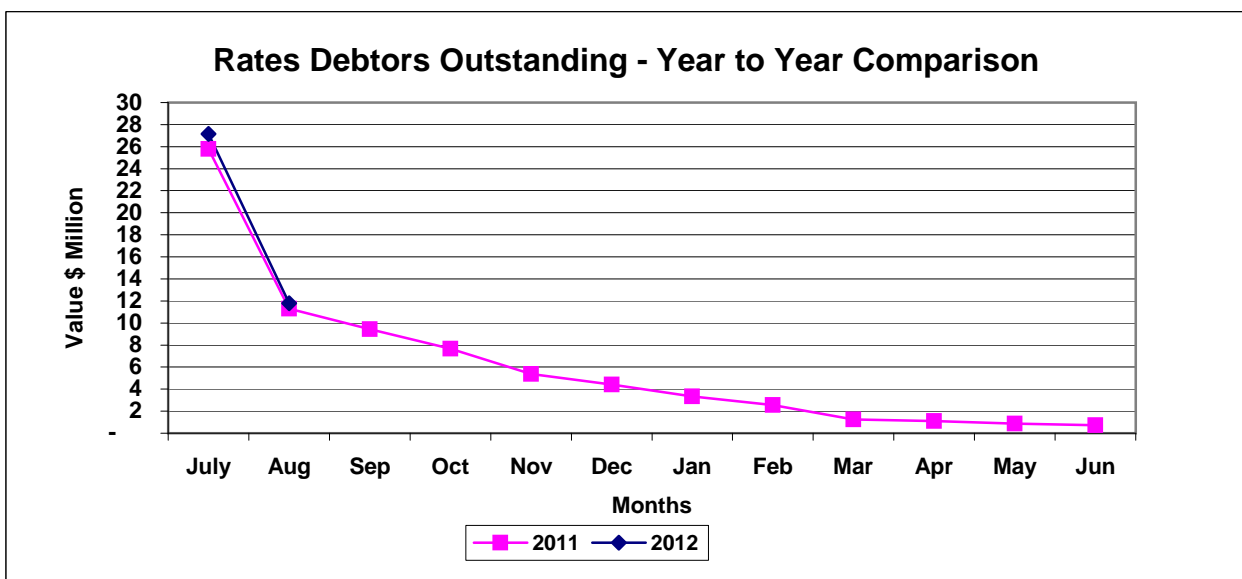
#### Interest Earned on Investments



**STATEMENT OF MAJOR DEBTOR CATEGORIES  
AS AT 31 AUGUST 2011**

<b>Rates Debtors Outstanding</b>	<b>2012</b>	<b>2011</b>
Outstanding - Current Year & Arrears	11,374,847	10,884,632
Pensioner Deferrals	403,099	407,234
	<b>11,777,945</b>	<b>11,291,866</b>

<b>Rates Outstanding as a percentage of Rates Levied</b>	<b>2012</b>	<b>2011</b>
Percentage of Rates Uncollected at Month End (3 Instalments yet to fall due)	<b>39.09%</b>	<b>39.94%</b>



## Listing of Payments

Payments between  
1/08/2011 to 31/08/2011

City of South Perth

Program - co\_ap001 11/09/2011 10:28:09PM

Minimum Amount: \$ 0.00

## Creditors

Cheque No.	Chq Date	Creditor	Payee	Description	Amount
00087346	10/08/2011	205497	262 Pty Ltd	Devonshire Tea Supplies	\$58.91
00087347	10/08/2011	200901	A Better Class Lawns & Gardens	Lawnmowing-Manning Rd, Canning Hwy	\$11,115.00
00087348	10/08/2011	202645	ACAA - WA	Advance Documentation Training x 3	\$1,314.50
00087349	10/08/2011	206070	Ace Plumbing & Gas	Unblock Toilets-Civic Centre	\$122.10
00087350	10/08/2011	205762	Action Glass Pty Ltd	Shower Screen-U6/Village	\$1,795.00
00087351	10/08/2011	205542	Advam Pty Ltd	Ticket Machines - CCard Payments	\$177.05
00087352	10/08/2011	206137	Advanced Realtors Pty Ltd	Auction Market & Advert -15 & 17 Alston	\$8,000.00
00087353	10/08/2011	206136	Agriparts & Repairs	Covers For PTO Shaft	\$85.25
00087354	10/08/2011	203306	AGS Metalwork	Repairs, Fabrication Works	\$1,955.25
00087355	10/08/2011	84133	Alinta Gas	Usage - Collier Pavilion	\$13.15
00087356	10/08/2011	205056	All Park Products	1 X Mark Cox Seat URB:SAT B332	\$2,610.30
00087357	10/08/2011	205582	ALS Library Services Pty Ltd	Assorted Books	\$1,728.52
00087358	10/08/2011	205166	Andreotta Cardenosa Consulting	Design & Documentation Waste Tsfr	\$2,750.00
00087359	10/08/2011	205039	ANL Lighting Australia Pty Ltd	Lights, Downlights, Globes	\$915.15
00087360	10/08/2011	205836	Aquarium Artists Australia Pty Ltd	Maintenance for Aquarium SP Library	\$260.00
00087361	10/08/2011	24140	ARRB Group Ltd	Speed Limits & Speed Manag Workshop	\$891.00
00087362	10/08/2011	72842	Australia Post	Postage, BillPay Trans Fees	\$6,592.95
00087363	10/08/2011	202193	Battery World Welshpool	1 X Battery, 12 Volt Battery	\$309.00
00087364	10/08/2011	205955	Beacon Equipment	Planting Auger, Crumbler Auger, Oil	\$1,026.00
00087365	10/08/2011	204260	Beaver Tree Services	Tree Removals, Mulch	\$23,771.00
00087366	10/08/2011	205519	Biznewsnetwork Pty Ltd	Subscription To Aged Care-16/08/11-15/	\$299.00
00087367	10/08/2011	83878	BOC Gases	Container Holdings 28/06/11-28/07/11	\$229.16
00087368	10/08/2011	201823	Boral Construction Materials Group	Asphalt	\$574.78
00087369	10/08/2011	202053	Budget Gas	Gas Heater Serv - Mann & SP Snr Citiz	\$1,441.00
00087370	10/08/2011	204672	Bullivants Pty Ltd	Safety Hooks, Roundslings	\$625.49
00087371	10/08/2011	72990	Bunnings Building Supplies P/L	Building Supplies	\$2,191.57
00087372	10/08/2011	205710	C K Smith	Refurbishment-Village	\$1,090.00
00087373	10/08/2011	202872	Cabcharge Australia Limited	Cabcharges	\$312.84
00087374	10/08/2011	205931	Call 4 Coffee Pty Ltd	Coffee Supplies	\$726.00
00087375	10/08/2011	205192	Caltex Energy WA	Diesel, Unleaded, Kerosine	\$16,287.99
00087376	10/08/2011	200088	Carpet Court	CPH Rm D5, CPV U 58	\$3,845.00
00087377	10/08/2011	84432	Cat Haven	Donation-July Free Dress Day/Library Bc	\$453.90
00087378	10/08/2011	205385	CEDA	Aust & USA Leadership & Economics-9/	\$99.00
00087379	10/08/2011	203962	Chair Guru	Office Chairs x 2	\$704.00
00087380	10/08/2011	201216	Chemform	Handtowels, Napkins,T/Paper - CPH	\$496.29
00087381	10/08/2011	200750	Choice	Subsript Choice Computers - 2 yr	\$180.00
00087382	10/08/2011	206147	Christopher Trent Nixon	Illustrator Talks-School Holiday Program	\$550.00
00087383	10/08/2011	201938	City Farmers Belmont	Nail Clippers x 2 - Dog Pound	\$27.90
00087384	10/08/2011	21545	City of South Perth	Rates, Rubbish, ESL - COSP Properties	\$92,833.12
00087385	10/08/2011	200113	City Of Subiaco	Payment For Lost Item-The Thoughtful C	\$19.80
00087386	10/08/2011	200298	Civica Pty Limited	Managed Services Implementation-Authc	\$13,750.00
00087387	10/08/2011	204814	Clark Rubber Joondalup	Black Matting-Village	\$290.97
00087388	10/08/2011	206151	Clifford Hallam Healthcare Pty Ltd	Medical Supplies	\$224.68
00087389	10/08/2011	201859	Como IGA	Catering Supplies	\$80.43
00087390	10/08/2011	73229	Como Plumbing Services	Kitchen Admin Bldg, CPV U 59	\$268.40
00087391	10/08/2011	21715	Como Secondary School	Quick Response Grant-Production-Calen	\$1,000.00
00087392	10/08/2011	205732	Cool Clear Water Group Ltd	Annual Equipment Rental-GBLC 1/7/11-;	\$858.00
00087393	10/08/2011	206150	Corporate Directory Of Australia P/	Annual Advertising Insertion - CPH	\$1,094.50
00087394	10/08/2011	201034	Corporate Express	Stationery	\$767.88
00087395	10/08/2011	206152	Courtney Ruthenberg	Expense Reimbursement	\$24.80
00087396	10/08/2011	204524	Coventry Fasteners	Bolts & Nuts	\$312.44
00087397	10/08/2011	206123	COVS Parts Pty Ltd	Hydraulic Oil, Tool Box	\$570.71
00087398	10/08/2011	205051	CPE Group	Temps - CPH	\$3,188.15
00087399	10/08/2011	204670	Daniel Russell	Violin Performance-Young Writers Awarc	\$270.00
00087400	10/08/2011	204456	Department of Health	Renewal Of Poison Permit	\$75.00
00087401	10/08/2011	202879	Dick Smith Electronics Pty Ltd	Universal Mobile Phone Holders	\$99.84
00087402	10/08/2011	21655	Digital Telecommunication System	Comm Maint- CPV U59,8,153,140	\$2,145.00
00087403	10/08/2011	204166	Down Under Stump Grinding Pty Ltd	Grind Tree Stumps-Variou Locations	\$577.50
00087404	10/08/2011	204678	Downer EDI Works Pty Ltd	Douglas, Coode, South Tce, Ray	\$9,694.35
00087405	10/08/2011	83929	Dowsing Concrete	Minor Path Construction-Banksia Tce	\$1,526.80
00087406	10/08/2011	204769	Dux Cafe Restaurant	Catering Lunch Meeting	\$130.00
00087407	10/08/2011	202681	Ecojobs	Temps - City Environment	\$10,227.80
00087408	10/08/2011	201800	Eighty Nine Enterprises	Refurbishment - CPV U129	\$748.00
00087409	10/08/2011	202588	Electrolux Home Products Pty Ltd	Repairs To Stove- CPV U91	\$215.00
00087410	10/08/2011	205511	Elements Healthcare Pty Ltd	Medical Supplies - CPH	\$83.60
00087411	10/08/2011	204344	Envirocare Systems	Urinal Cubes/Cleaner/Spray Bottles	\$840.40
00087412	10/08/2011	206148	Eyecatch Studio	Majestic Tree/Autumn Leaves Wall Deca	\$169.00
00087413	10/08/2011	206057	FESA Direct Brigade Alarm Monitorin	Annual Monitoring Fee-Civic Library/Hall	\$913.82

## Listing of Payments

Payments between  
1/08/2011 to 31/08/2011

Program - co\_ap001 11/09/2011 10:28:09PM

Minimum Amount: \$ 0.00

## Creditors

Cheque No.	Chq Date	Creditor	Payee	Description	Amount
00087414	10/08/2011	203611	Flex Health Services	Temps - CPH Carers	\$250.14
00087415	10/08/2011	205445	Flymotion	Aust Day 2012-Bungy Trampoline	\$3,011.25
00087416	10/08/2011	202930	Mrs G J Fraser	Expense Reimbursement	\$466.66
00087417	10/08/2011	74187	Fuji Xerox	White Copy Paper	\$460.68
00087418	10/08/2011	205729	Fulton Hogan Industries Pty Ltd	1 X Pellet Of 20 X 20kg Bucket EZ Stree	\$1,806.20
00087419	10/08/2011	204374	Garmony Property Consultants	Valuation Rpt- CPV U82, 48, 129	\$825.00
00087420	10/08/2011	202409	GCS Services Pty Ltd	Service Call-Faulty Zip Hydotap & Maint	\$821.60
00087421	10/08/2011	204379	Gel Group	Temps - Infrast Admin, City Commun	\$6,488.86
00087422	10/08/2011	200551	Golf Course Superintendents Assoc W	2011 Conference Registration	\$1,320.00
00087423	10/08/2011	203328	Greenway Enterprises	Earmuffs, Secateur Pouch, Gel kneepad	\$2,592.33
00087424	10/08/2011	206140	Groundworks Demolition Pty Ltd	Demolition-7 Swan St	\$14,927.00
00087425	10/08/2011	202968	Hallmark Editions Pty Ltd	Benchmarking Best Practice Conference	\$1,023.00
00087426	10/08/2011	76259	Mr W Hames	Design Advisory Consult Meeting 01/08/	\$220.00
00087427	10/08/2011	202644	Harrison Electrics Pty Ltd	Lighting Repairs	\$2,702.70
00087428	10/08/2011	203622	Harvey Fresh	Milk & OJ Supplies	\$302.29
00087429	10/08/2011	204562	Harvey Norman AVIT Superstore	1 X Rangehood-Village	\$349.00
00087430	10/08/2011	203752	Hillarys Plumbing & Gas	Plumbing x 10	\$1,050.50
00087431	10/08/2011	206132	Hinds Sand Supplies	6 Loads Of 7mm Washed Gravel-CGPC	\$6,954.14
00087432	10/08/2011	83241	Hobart Food Equipment Pty Ltd	Maintenance-Village	\$977.90
00087433	10/08/2011	201028	Horizons West Bus & Coachlines	Bus Booking For 03/07/11 South Perth T	\$1,386.00
00087434	10/08/2011	204923	Huntingdale Cabinets	Refurbishment- CPV U129	\$2,125.00
00087435	10/08/2011	202450	IAP2	Emotion, Outrage & Public Participation	\$1,250.00
00087436	10/08/2011	203504	Imperial Glass	Glass Repairs - Civic Centre	\$2,128.50
00087437	10/08/2011	204586	Integrity Industrial	Temps - Infrastructure Services	\$20,832.43
00087438	10/08/2011	201833	IPWEA - WA	Asset Mang Forum x 2 Attend	\$50.00
00087439	10/08/2011	205473	JB Hi-Fi	1 X Adaptor, DVDs	\$89.94
00087440	10/08/2011	203917	JBA Surveys	Survey Setout-Lot 114 No 6 Ray St	\$792.00
00087441	10/08/2011	204468	John Hughes Service	Brake Repairs & CV Boot	\$867.49
00087442	10/08/2011	204669	Jonathan Epps	Tree Report-Riverview & Hopetoun	\$4,775.00
00087443	10/08/2011	206130	Julian Masters	Peninsula Cover Shoot - CPGC	\$308.00
00087444	10/08/2011	205745	Keos Events Pty Ltd	Aust Day 2012 Celebration Zone-Event I	\$17,613.64
00087445	10/08/2011	205973	Kieran Flaherty	SPYN Magazine Design Cost-Issue 4	\$600.00
00087446	10/08/2011	205112	Kone Elevators Pty Ltd	Maintenance To Doors-Manning Library	\$721.64
00087447	10/08/2011	84791	Lamp Replacements Pty Ltd	Globes-Village	\$337.15
00087448	10/08/2011	74632	Landgate	GRV Interim Valuation Schedule	\$384.55
00087449	10/08/2011	206135	Landscape Magazine	Subscription Renewal-01/07/11-30/06/12	\$27.00
00087450	10/08/2011	202033	Lawrence Associates Pty Ltd	Old Mill Precinct-Tram Enclosure	\$7,882.05
00087451	10/08/2011	205030	LGIS Workcare	Workers Comp Premium Adjust-Perform:	\$156,173.60
00087452	10/08/2011	204685	Lina Mustapah	Bin Audit 01/07/11-29/07/11	\$495.00
00087453	10/08/2011	201523	Lo-Go Appointments	Temps - Infrastructure Services	\$14,084.09
00087454	10/08/2011	202452	Lock, Stock & Farrell Locksmith	Keys Cut, Lock Service	\$419.10
00087455	10/08/2011	202443	Lyons & Peirce	Jetting Of Pipes-15 Isabella, Kells, Eliz	\$6,475.70
00087456	10/08/2011	202391	MacDonald Benest Pty Ltd	Software Support & Maintenance Sep 11	\$1,159.00
00087457	10/08/2011	205902	Mad Dog Line	100 X Small Gift Bags For Connecting S	\$209.00
00087458	10/08/2011	21739	Manning Primary School	Quick Response Grant-Stage For 75th B	\$1,000.00
00087459	10/08/2011	76794	Martins Trailer Parts Pty Ltd	Toggle Kit	\$31.86
00087460	10/08/2011	202490	McLeods Barristers & Solicitors	CodeC, RPGC, Moresb, Allen,Swan	\$6,543.12
00087461	10/08/2011	205535	Mr P McQue	Expense Reimbursement	\$410.00
00087462	10/08/2011	203861	Micropay	Self Seal Pay Advice Slips	\$385.00
00087463	10/08/2011	200473	Millpoint Caffee Bookshop	2 X Books	\$55.20
00087464	10/08/2011	204064	MMM WA Pty Ltd	Comer St Footbridge-Variation 2 & 3	\$95,991.12
00087465	10/08/2011	204674	Mobile Mouse	Microsoft Excel/Excel Formula Worksho	\$510.00
00087466	10/08/2011	203977	Monitor (WA) Pty Ltd	DSB2 Tags	\$605.00
00087467	10/08/2011	24903	Museums Australia (WA) Inc	Symposium-Public Programmes	\$200.00
00087468	10/08/2011	200780	Nashtec Auto Electrics	Electrical Wiring	\$385.00
00087469	10/08/2011	205538	Nextgen Networks Pty Ltd	Fibre Optic Links Charges 1/07/11-31/07	\$5,227.20
00087470	10/08/2011	205868	Nextside Concrete	Installation Of Path-Pepler St	\$6,624.20
00087471	10/08/2011	74004	Nilfisk-Advance Pty Ltd	Vac.Cleaner Bags & Filter - CPH	\$121.58
00087472	10/08/2011	201615	Office Cleaning Experts	Cleaning 1-15/7/2011	\$25,715.24
00087473	10/08/2011	200856	Officemart	1 X HP10 Ink Cartridge C4844A Black	\$457.87
00087474	10/08/2011	201403	Parks & Leisure Australia	Smarter Water Use Conference-27/05/1	\$629.00
00087475	10/08/2011	205180	Perth Security Services	Patrols, Staff Escorts, Lockups, Callouts	\$4,115.44
00087476	10/08/2011	76261	Peter Jodrell Architect	Design Advisory Consult Meeting 01/08/	\$220.00
00087477	10/08/2011	200469	Petron Painting Services	Refurbishment - CPV U14,17, 2	\$7,227.00
00087478	10/08/2011	205303	Pinder, Patrick	Design Advisory Consult Meeting 01/08/	\$220.00
00087479	10/08/2011	205208	PPW Pty Ltd	Archive Boxes	\$69.50
00087480	10/08/2011	203439	Prestige Alarms	Service Callout - CPV	\$181.50
00087481	10/08/2011	201068	Progressive Brick Paving	Maintenance- CPV U6, 58	\$3,481.00

Payments between  
1/08/2011 to 31/08/2011

Program - co\_ap001 11/09/2011 10:28:09PM

Minimum Amount: \$ 0.00

## Creditors

Cheque No.	Chq Date	Creditor	Payee	Description	Amount
00087482	10/08/2011	201815	Quick Corporate Aust Pty Ltd	2 X Chairs - Planning, Stationery	\$2,069.77
00087483	10/08/2011	74357	RA Shopland	Refurbishment- CPV U48, 29, 92	\$5,676.00
00087484	10/08/2011	204745	Rainscape Waterwise Solutions	Garden Maintenance - CPV	\$232.88
00087485	10/08/2011	204779	Red 11	SSD'S & Video Card	\$2,784.73
00087486	10/08/2011	201391	Refresh Pure Water	Water Bottle Refills	\$72.00
00087487	10/08/2011	203505	Repeat Plastics (WA)	Seating - Marsh Reserve	\$1,270.37
00087488	10/08/2011	204185	Retravision - Carlisle	1 X Elevated Oven- CPV U82	\$1,495.00
00087489	10/08/2011	72796	Rocla Pipeline Products	Combination Cover/Bases/CPO Pits	\$3,128.40
00087490	10/08/2011	74233	Rosetta Holdings Pty Ltd	Senior Pro Am Tournament-CPGC	\$15,000.00
00087491	10/08/2011	204683	Ross Human Directions Ltd	Temps - Infrastructure Services	\$5,292.68
00087492	10/08/2011	206088	Rumbles Bobcat & Trucks	Fine Shaping On CPGC	\$26,136.00
00087493	10/08/2011	24779	Schiavello (WA) Pty Ltd	1 X High, 6 X Mesh Chairs-Mayors Office	\$7,507.50
00087494	10/08/2011	84393	Seton Australia Pty Ltd	Asset Barcodes	\$1,036.20
00087495	10/08/2011	206146	Sheena Leicester	Expense Reimbursement	\$119.00
00087496	10/08/2011	205776	Skill Hire WA Pty Ltd	Temps - City Environ	\$1,252.97
00087497	10/08/2011	201343	Sledgehammer Concrete Cutting Servi	Core Drilling-150 & 218 Coode St	\$306.44
00087498	10/08/2011	204789	South City News	West Aust & Sunday Times	\$51.46
00087499	10/08/2011	201493	South Perth Junior Football Club (I	Refund Swipe Card Bond-Community Ct	\$1,550.00
00087500	10/08/2011	76356	Southcare	Verge Maintenance-25/05/11-16/06/11	\$264.09
00087501	10/08/2011	85086	St John Ambulance Aust (WA) Inc.	Senior First Aid Training, First Aid Kit	\$458.66
00087502	10/08/2011	203106	State Library of WA	Recoveries Of Lost & Damaged Books	\$548.90
00087503	10/08/2011	202650	Statewide Ceilings & Interiors	Ceiling Repairs - South Perth Kindergart	\$742.50
00087504	10/08/2011	203710	Sunny Sign Company Pty Ltd	Drainage Works Sign	\$2,825.24
00087505	10/08/2011	205534	Superclean	Laundry - Table Cloths,Napkins,Towels,	\$227.75
00087506	10/08/2011	84059	Synergy	Streetlights, Usage	\$51,920.40
00087507	10/08/2011	84873	Taman Diamond Tools & Machinery	Guard Cover	\$352.00
00087508	10/08/2011	204989	Telstra	Mobile Phone Charges	\$2,385.17
00087509	10/08/2011	205037	Telstra	White Pages Listing-2011/2012	\$17,649.50
00087510	10/08/2011	205294	The Esther Foundation Inc	Refund Of Bond & Swipe Card-Commun	\$850.00
00087511	10/08/2011	205114	The Intermedia Group Pty Ltd	3 Year Subscription-Aust Ageing Agendæ	\$130.50
00087512	10/08/2011	201590	The Pressure King	Graffiti Removal	\$2,818.75
00087513	10/08/2011	205151	The Reserve Aircon Company	Replace Condensor Coil To Unit-Re-Stor	\$9,889.00
00087514	10/08/2011	76773	Total Eden	Retic Supplies	\$1,022.41
00087515	10/08/2011	200510	Totally Workwear - Victoria Park	Jacket & Shirts, Boots, Embroid	\$344.55
00087516	10/08/2011	205991	Tourism Marketing & Promotions	Toursit Map Distribution Services	\$291.50
00087517	10/08/2011	204653	Ultimo Catering and Liquor	Catering - Functions & Meetings	\$1,058.40
00087518	10/08/2011	205155	Ultraclean Carpet Cleaning	CPH Rooms A6, C8, C3, D7, E3	\$247.50
00087519	10/08/2011	206087	Urban Civil Contracting Pty Ltd	Shaping Greens & Surrounds-CPGC	\$12,397.00
00087520	10/08/2011	204681	Urbis	Consultancy-SJMP Flagpole Project	\$5,445.00
00087521	10/08/2011	82332	Valli Reticulation	Remove/Reinstate Retic-South Tce	\$900.00
00087522	10/08/2011	200992	Varisigns	Acrylic Lettering-Library	\$6,786.78
00087523	10/08/2011	205134	Vaucluse Newsagency	Assorted Magazines	\$596.60
00087524	10/08/2011	200606	WA Library Supplies	Map Cabinet & Stand	\$3,160.00
00087525	10/08/2011	73806	WA Local Government Association	Subscriptions, Advertising	\$73,038.31
00087526	10/08/2011	200795	WARP Pty Ltd	Douglas, Baldwin, South, Mill, Mann, Coi	\$13,390.23
00087527	10/08/2011	200691	Water Corporation	Fire Hydrant Standpipe Hire-Street Swee	\$1,169.40
00087528	10/08/2011	205028	Water Corporation	Relocation Of Water Meter-199 Thelma &	\$1,211.50
00087529	10/08/2011	205289	WATM Crane Sales and Services WA	Crane Repairs	\$2,607.25
00087530	10/08/2011	206099	WATS Management Pty Ltd	14 X Traffic Surveys-Speed & Volume	\$1,232.00
00087531	10/08/2011	21476	Western Aust Treasury Corp	Loan Princ & Int - L223,222,220,218	\$51,353.35
00087532	10/08/2011	81399	Western Educuting Service	Jetting Pipes-Elizabeth St & Manning Rd	\$2,711.50
00087533	10/08/2011	81916	Westral	Install Vertical Blinds- CPV U48	\$903.00
00087534	10/08/2011	206149	Whole Food Cooking	Presentation-01/06/11	\$275.00
00087535	10/08/2011	21521	Williams Electrical Service Pty Ltd	After Hrs Electrical Callout CPH, CPV U&	\$873.26
00087536	10/08/2011	203116	Wilson Technology Solutions	Ticket Machine Repairs	\$1,340.61
00087537	10/08/2011	204148	Writing WA	M'ship Renewal : 15/6/11 to 15/6/12	\$148.50
00087538	10/08/2011	201422	Youth Affairs Council of WA	Membership Renewal 2011-2012	\$150.00
00087539	10/08/2011	203692	ZD Constructions Pty Ltd	Modifications & Additions-Workshop	\$74,636.65
00087540	10/08/2011	76787	Zipform Pty Ltd	Mosquito Management Survey	\$1,584.00
00087541	10/08/2011	76258	Mr F Zuideveld	Design Advisory Consult Meeting 01/08/	\$220.00
00087542	12/08/2011	206070	Ace Plumbing & Gas	Maintenance-Civic Centre Hall	\$396.00
00087543	12/08/2011	206160	Association & Communications Events	Zero Waste Summit Conference 15/08-1	\$1,165.49
00087544	12/08/2011	84865	Drake Australia Pty Ltd	Temps - CPH Carers	\$1,056.65
00087545	12/08/2011	204875	Oxfords Carpentry and Renovations	Install 2 Glass Panels-Civic Centre	\$814.00
00087546	12/08/2011	204560	Sound Pack Solutions	CD Cases	\$866.80
00087547	12/08/2011	206037	Sustainable Energy Assoc Of Austral	Large Enterprise Annual Membership Au	\$1,320.00
00087548	12/08/2011	206121	Muscon Civil Pty Ltd	CPGC Island 9 Redevel Claim 2 & 3	\$908,082.82
00087549	12/08/2011	84059	Synergy	Usage Charges	\$67,865.00

## Listing of Payments

Payments between  
1/08/2011 to 31/08/2011

City of South Perth

Program - co\_ap001 11/09/2011 10:28:09PM

Minimum Amount: \$ 0.00

## Creditors

Cheque No.	Chq Date	Creditor	Payee	Description	Amount
00087550	12/08/2011	204988	Telstra	Usage Serv & Equip	\$3,973.16
00087551	15/08/2011	76626	Bunzl Ltd	Medical Supplies - CPH	\$455.18
00087552	15/08/2011	203953	Reface Industries Pty Ltd	Buffing Machine-Library	\$4,499.00
00087553	15/08/2011	204550	Western Power	Quote Acceptance-Works At 53 Axford S	\$2,096.00
00087554	16/08/2011	205932	Adam Strachan	Expense Reimbursement	\$277.72
00087555	16/08/2011	205542	Advam Pty Ltd	Setup New Account - New Ticket Machin	\$396.00
00087556	16/08/2011	205880	Michael Rendell	Expense Reimbursement	\$86.35
00087557	16/08/2011	205667	Jescar Pty Ltd	Building Surveyor Consultancy	\$5,643.00
00087580	22/08/2011	204953	A Paolino	Signage & Handrail Installation	\$1,258.40
00087581	22/08/2011	201514	AAPA	Working Safely With Bitumen 08/07/11	\$1,452.00
00087582	22/08/2011	204831	ABC Blinds & Awnings	14 X Matilda Flagstone Rollers	\$3,563.00
00087583	22/08/2011	205153	Abco Products	Cleaner, Disinfectant, Gloves	\$150.08
00087584	22/08/2011	205452	Action Fencing Services	Relocate Fencing To 9th Tee-CPGC	\$1,067.00
00087585	22/08/2011	201763	Adasound	Repairs To PA System-CPV	\$328.00
00087586	22/08/2011	201783	Air Torque Refrigeration & Aircond	Maintenance-Community Centre	\$228.25
00087587	22/08/2011	84133	Alinta Gas	Usage - CPV, CPH	\$2,576.70
00087588	22/08/2011	204228	All Earth Group Pty Ltd	Cart & Dispose Concrete, Sand & Rubbl	\$16,087.92
00087589	22/08/2011	200163	Allmark & Associates Pty Ltd	Plastic Name Badges	\$640.75
00087590	22/08/2011	205582	ALS Library Services Pty Ltd	Assorted Books	\$302.08
00087591	22/08/2011	205884	Ampac Debt Recovery WA Pty Ltd	Debt Recovery - UGP	\$416.65
00087592	22/08/2011	205039	ANL Lighting Australia Pty Ltd	Globes	\$856.80
00087593	22/08/2011	206156	Anthony's Cleaning Services	Sealing of Floors-Morseby Hall	\$770.00
00087594	22/08/2011	205875	API Services & Solutions Pty Ltd	Replace Locks-Hostel	\$202.95
00087595	22/08/2011	24140	ARRB Group Ltd	Speed Limits & Speed Manag Workshop	\$891.00
00087596	22/08/2011	204485	Artsource	Annual Membership 2011/2012	\$180.00
00087597	22/08/2011	201278	Asphaltech	Supply & Lay Gravel Mix-Banksia Tce &	\$4,962.46
00087598	22/08/2011	200659	Aust Communications & Media Authori	Apparatus Licence Renewal Fee-15/9/11	\$1,130.00
00087599	22/08/2011	205257	Austral Mercantile Collections Pty	Debt Collection - Rates	\$3,058.56
00087600	22/08/2011	21799	Australian Institute of Management	Diploma Proj Mgt - DIS, Traing TLBS	\$3,900.00
00087601	22/08/2011	204095	Automatic Solutions	Service Callout-Ops Centre Boom Gate	\$150.00
00087602	22/08/2011	202792	Award Contracting	Locate Power To Control Box-Lyall St	\$209.00
00087603	22/08/2011	203756	Bale Data Services	48 X Rolls Of Thermal Paper - Cashier	\$113.85
00087604	22/08/2011	202193	Battery World Welshpool	1 X Battery	\$110.00
00087605	22/08/2011	204260	Beaver Tree Services	Tree Removals	\$11,308.00
00087606	22/08/2011	72966	Benara Nurseries	Assorted Plants	\$2,140.58
00087607	22/08/2011	200815	Bernies	Maintenance - CPV Reception Area	\$187.00
00087608	22/08/2011	206139	Big River Group P/L	Edge Forms For Concrete Work	\$313.63
00087609	22/08/2011	202172	Bin Bath Australia Pty Ltd	Bin Cleaning - CPH & CPV	\$202.53
00087610	22/08/2011	206041	Birch Architecture & Design	Project Manag Services-Island 9 Upgrad	\$13,750.00
00087611	22/08/2011	83878	BOC Gases	Oxygen-Hostel	\$54.33
00087612	22/08/2011	201823	Boral Construction Materials Group	Asphalt	\$1,291.12
00087613	22/08/2011	205992	Brian Wright Architect Pty Ltd	Drawings-South Perth Bridge Club	\$510.84
00087614	22/08/2011	203410	Brightwater Care Group	Laundry Services-Hostel	\$2,145.68
00087615	22/08/2011	202053	Budget Gas	Furnace Maintenance - C/P Village	\$610.50
00087617	22/08/2011	72990	Bunnings Building Supplies P/L	Building Supplies	\$3,935.96
00087618	22/08/2011	200088	Carpet Court	Install Carpet- CPV U2, 48	\$5,900.00
00087619	22/08/2011	201299	Central Turf Services	Laying Of Turf Greens-CPGC	\$17,600.00
00087620	22/08/2011	81983	Chamber Of Commerce & Industry	Approval Of Agreement-Advice Given 23	\$101.75
00087621	22/08/2011	201216	Chemform	Hostel Provisions	\$841.20
00087622	22/08/2011	205591	Chivers Asphalt Pty Ltd	Asphalt Work-Ray St	\$2,486.00
00087623	22/08/2011	21545	City of South Perth	Adj BCITF WCG Thomas Pavi	\$553.89
00087624	22/08/2011	73148	Cleanaway	Bin Collections, Replacements	\$150,134.28
00087626	22/08/2011	77059	Collier Park Hostel Petty Cash	Petty Cash Reimbursement	\$140.00
00087627	22/08/2011	202170	Columbia Press Pty Ltd	10 X 4 Colour Ad In Xpress Magazine-Ar	\$336.00
00087628	22/08/2011	202988	Commercial Antenna Systems	TV Outlet Maint CPV U146	\$141.68
00087629	22/08/2011	205980	Commercial Factors Limited	Family & Children Study 2011-Final Payr	\$20,000.00
00087630	22/08/2011	201859	Como IGA	Catering Supplies	\$205.97
00087632	22/08/2011	73229	Como Plumbing Services	Plumbing - CPV x 22	\$6,985.70
00087633	22/08/2011	204181	Compass Group (Australia) Pty Ltd	Meal Provisions-Hostel-27/06/11-24/07/1	\$26,635.75
00087634	22/08/2011	206163	Conny The Clown	Clown For Playgroup Get Together 09/0	\$260.00
00087635	22/08/2011	206104	Coolmate Pty Ltd	GBLC Aircon Repairs	\$287.37
00087637	22/08/2011	201034	Corporate Express	Stationery/Consumables	\$3,380.20
00087638	22/08/2011	206123	COVS Parts Pty Ltd	12 Volt Stobe Light	\$520.65
00087639	22/08/2011	205051	CPE Group	Temps - CPH Carers	\$432.76
00087640	22/08/2011	205356	CRL Highbury Consulting	Local Laws Review Project-Jul 11	\$3,168.00
00087641	22/08/2011	205064	Data#3 Limited	Adobe Deisgn Std Upgrade License	\$510.88
00087642	22/08/2011	76267	Daytone Printing	Business Cards	\$221.10
00087643	22/08/2011	204655	Della's Group Pty Ltd	Art Award Posters, N/Watch, Kerbs	\$4,887.30



Payments between  
1/08/2011 to 31/08/2011

Program - co\_ap001 11/09/2011 10:28:09PM

Minimum Amount: \$ 0.00

## Creditors

Cheque No.	Chq Date	Creditor	Payee	Description	Amount
00087644	22/08/2011	203671	Department of Premier & Cabinet	Special Printing-Govt Gazette Dogs Loca	\$663.00
00087645	22/08/2011	21655	Digital Telecommunication System	Battery Replacement CPV U43,48, 109	\$836.00
00087646	22/08/2011	200519	DORMA Automatics Pty Ltd	Repairs To Sliding Door - CPV	\$1,387.76
00087647	22/08/2011	204678	Downer EDI Works Pty Ltd	Footpath-Pram Ramp-Ray, Tsfr Stat	\$9,481.10
00087648	22/08/2011	83929	Dowsing Concrete	Coode, Isabella, Thelma, Albert	\$17,519.19
00087649	22/08/2011	84865	Drake Australia Pty Ltd	Temps - CPH	\$1,016.77
00087650	22/08/2011	206078	Duncan Solutions	Bollards For Zoo Carpark Ticket Mach	\$1,650.00
00087651	22/08/2011	204769	Dux Cafe Restaurant	Catering	\$342.50
00087652	22/08/2011	205779	DVG Mountway Melville Peugeot	Brake Repairs Fleet Vehicle	\$531.07
00087653	22/08/2011	84833	Eastern Metropolitan Regional Counc	Disposal Of Mattresses	\$1,425.00
00087654	22/08/2011	202681	Ecojobs	Temps - City Environm	\$2,416.70
00087655	22/08/2011	201608	Econo Sweep	Sweeping CPGC, CPV/CPH	\$935.00
00087656	22/08/2011	204662	Efficient Communication Services P/	Repairs To Faulty Phone Handset-Hoste	\$785.09
00087657	22/08/2011	201800	Eighty Nine Enterprises	Service Roller Door Remote- CPV U21	\$155.00
00087658	22/08/2011	205799	EnvisionWare Pty Ltd	Software License & Maintenance-PC Re:	\$1,801.41
00087659	22/08/2011	202334	Expo Document Copy Centre (WA) P/L	Spyn Zine Magazine Flyers	\$1,129.70
00087660	22/08/2011	203081	Filters Plus	Oil & Air Filters	\$71.28
00087661	22/08/2011	204610	Fixit Maintenance and Roofing	Roof Repairs - S/P/S/C/Cntrre & S/PCivic	\$1,821.60
00087662	22/08/2011	203611	Flex Health Services	Temps - CPH Carers	\$706.73
00087663	22/08/2011	204927	Fluid Electrical Pty Ltd	Svce. Bore Pump Starter at Transfer Stn	\$110.00
00087665	22/08/2011	74187	Fuji Xerox	Lease/Rental Charges	\$8,167.96
00087666	22/08/2011	204374	Garmony Property Consultants	Valuation Rpt-15 & 17 Alston, 57 Angelo	\$3,325.00
00087667	22/08/2011	204379	Gel Group	Temp	\$371.86
00087668	22/08/2011	205898	Glenn Petersen	Hang Frames & First Aid Kit-Library	\$170.00
00087669	22/08/2011	201414	Globe Australia Pty Ltd	Pesticide Liquid, Drop Spreader	\$13,740.10
00087670	22/08/2011	205696	Greenspan Technology P/L (MCE)	Monthly Admin Fees-Handheld Units-Jul	\$154.00
00087671	22/08/2011	203328	Greenway Enterprises	Secateurs, Seal Kits, Safety Valves	\$1,079.76
00087672	22/08/2011	202644	Harrison Electrics Pty Ltd	Lighting Repairs	\$2,466.20
00087673	22/08/2011	203622	Harvey Fresh	Milk & OJ Supplies	\$410.64
00087674	22/08/2011	204562	Harvey Norman AVIT Superstore	Kettles, Microwave-Village	\$355.00
00087675	22/08/2011	206023	Headset Era Pty Ltd	2 X Plantronics Head Sets	\$225.50
00087676	22/08/2011	202372	Heatley Sales Pty Ltd	Protective Equipment	\$2,560.57
00087677	22/08/2011	206144	Hester Property Solutions	Manning Hub Concept Analysis	\$8,250.00
00087678	22/08/2011	203752	Hillarys Plumbing & Gas	Maintenance-SJMP	\$138.75
00087679	22/08/2011	206132	Hinds Sand Supplies	3 Semi Loads Of Washed Gravel	\$25,097.31
00087680	22/08/2011	203739	Host Direct	Teaspoons For Staff Kitchens	\$46.64
00087681	22/08/2011	76426	Ian Harris Architects	Consultancy - T/port Oriented Develop. F	\$5,522.55
00087682	22/08/2011	202450	IAP2	Engaging On Infrastructure 01/09/11-Jan	\$200.00
00087683	22/08/2011	202272	ICLEI	Annual Membership-Sep 2011-Aug 2012	\$660.00
00087684	22/08/2011	204088	ID Consulting Pty Ltd	Atlas ID Subscription Fee-Aug 11-Oct 11	\$2,062.50
00087685	22/08/2011	205068	Industrial Combustion Engineering	1 X Hot Water System-Hostel	\$10,554.50
00087686	22/08/2011	204586	Integrity Industrial	Contract Personnel-R Kendall W/E 07/08	\$18,114.28
00087687	22/08/2011	205190	Intersectional Linemarkers P/L	Paint Road Island Kerbs-Douglas & Cani	\$330.00
00087688	22/08/2011	202768	Irrigation Australia	Irrigation Efficiency Course-26/27-9-D P	\$1,755.00
00087689	22/08/2011	73709	Jason Signmakers	Property Signs	\$1,254.00
00087690	22/08/2011	205897	Jaycar Electronics	IP Camera & HD Dock	\$328.95
00087691	22/08/2011	205473	JB Hi-Fi	DVD Title	\$1,734.04
00087692	22/08/2011	203917	JBA Surveys	Contour & Feature Survey-Bradshaw Cre	\$6,633.00
00087693	22/08/2011	204372	John Hughes Park Ford Service	70,000KM Service 1CSS452	\$338.37
00087694	22/08/2011	202330	John's Motor Trimmers	Canvas Cover For Pump & Trailer	\$374.00
00087695	22/08/2011	206130	Julian Masters	Site Evolution Photography-Island 9 CPC	\$660.00
00087696	22/08/2011	204758	Kaper Trading	30 X 1KG Artcimints	\$357.72
00087697	22/08/2011	204510	Karalee Tavern	Food & Drinks For Staff Sundowner-Aug	\$900.00
00087698	22/08/2011	205745	Keos Events Pty Ltd	Aust Day 2012-Art Competition & Board	\$10,311.68
00087699	22/08/2011	206153	Kidsafe WA	Playground Forum-K Lancaster 05/08/11	\$50.00
00087700	22/08/2011	206079	Kinetic Health Group Pty Ltd	Pre-Employment Medicals-M Scarfone &	\$1,336.50
00087701	22/08/2011	74632	Landgate	GRV Interim Valuation Schedule G2011/	\$934.70
00087703	22/08/2011	201523	Lo-Go Appointments	Contract Personnel-R Read W/E 06/08/11	\$3,090.59
00087704	22/08/2011	201562	Local Government Planners Associati	Planning & Develop Act Breakfast-02/12	\$430.00
00087705	22/08/2011	73814	Local Health Authorities Analytical	Analytical Services Excess 2011/2012	\$9,758.00
00087706	22/08/2011	200749	Lock Joint Australia	Lock Joints & Formwork	\$679.25
00087707	22/08/2011	202452	Lock, Stock & Farrell Locksmith	1 X Key	\$366.10
00087708	22/08/2011	202443	Lyons & Peirce	Jetting/Cleaning Pipes-Mirreen Crt/Walla	\$4,709.10
00087709	22/08/2011	206162	M Reilly Pty Ltd	Hands On Infesction Control Training-05	\$189.24
00087710	22/08/2011	85301	Mack 1 Kawasaki	Freight Charges-Re Inv 283698	\$10.00
00087711	22/08/2011	204713	Manning / Salter Point Delivery Rou	Newspapers - Manning Library	\$320.80
00087712	22/08/2011	202479	Manning Physiotherapy	Standard Consultations-B Hillier	\$2,160.00
00087713	22/08/2011	205238	Market United Pty Ltd	Maintenance & Enhancements-July 2011	\$5,175.50

## Listing of Payments

Payments between  
1/08/2011 to 31/08/2011

Program - co\_ap001 11/09/2011 10:28:09PM

Minimum Amount: \$ 0.00

## Creditors

Cheque No.	Chq Date	Creditor	Payee	Description	Amount
00087714	22/08/2011	206158	Martins Environmental Services	Grass Weed Control-Variou Locations	\$9,261.18
00087715	22/08/2011	76794	Martins Trailer Parts Pty Ltd	Trailer Tailgate Spring	\$44.28
00087716	22/08/2011	22029	Maxwell Robinson & Phelps	Renewal Of Baiting System-Old Mill The	\$2,693.00
00087717	22/08/2011	80788	McIntosh & Son WA	Filters, Drive Belt, Switch Assembly	\$540.99
00087718	22/08/2011	202490	McLeods Barristers & Solicitors	Legal Fees-Elected Members Briefing	\$4,688.12
00087719	22/08/2011	204415	Mechanical Project Services Pty Ltd	Maintenance-07/07/11	\$1,581.38
00087720	22/08/2011	25522	Mercury Messengers Pty Ltd	Courier Services-July 2011	\$155.56
00087721	22/08/2011	200473	Millpoint Caffè Bookshop	Assorted Books	\$697.69
00087722	22/08/2011	204064	MMM WA Pty Ltd	Hire Of Bobcat-Spread Blue Metal	\$1,752.30
00087723	22/08/2011	203407	Natural Areas Management Services	Restoration Of Redmond Reserve-Claim	\$17,041.72
00087724	22/08/2011	204987	Neat Sweep	Sweeper Hire-Labouchere Rd	\$3,135.00
00087725	22/08/2011	204603	NEC Australia Pty Ltd	Calls To Go To Virtual Keys On Various	\$129,101.32
00087726	22/08/2011	205868	Nextside Concrete	Path Installation-Fortune St	\$13,068.00
00087727	22/08/2011	201615	Office Cleaning Experts	Cleaning Services-16/08/11-31/08/11	\$21,000.00
00087728	22/08/2011	206143	Parchem Construction Supplies Pty L	Hand Tools	\$311.00
00087729	22/08/2011	21416	Parker Black & Forrest Pty Ltd	15 X Sump Keys	\$475.75
00087730	22/08/2011	205393	PCAC Aged Care	Medical Supplies-Hostel	\$79.90
00087731	22/08/2011	205180	Perth Security Services	Call Out Services-GBLC	\$5,464.13
00087732	22/08/2011	76261	Peter Jodrell Architect	Manning Hub Activity Centre Concept	\$2,750.00
00087733	22/08/2011	200469	Petron Painting Services	Refurbishment - U/80 Collier Park Villag	\$4,818.00
00087734	22/08/2011	202511	Pirtek Welshpool	Svce. Call - Waste Bay Kenworth DAF	\$1,493.25
00087735	22/08/2011	202359	Plant & Soil Management	Turf Maint-Richardson Pk,Como Croquet	\$20,142.76
00087736	22/08/2011	202959	Playright Australia Pty Ltd	Playground & Safety Training Course-A I	\$1,320.00
00087737	22/08/2011	202888	PLE Computers	Cordless Powerpoint Presenter For Halls	\$85.99
00087738	22/08/2011	205997	Position Partners	Laser Detector Package, Tripod	\$1,896.40
00087739	22/08/2011	203439	Prestige Alarms	Service Call-GBLC	\$4,417.70
00087740	22/08/2011	200925	Professional Towing	Towing Services-05/08/11 Reg:575DWY	\$77.00
00087741	22/08/2011	204553	Psyco Sand	Tree Watering Various Locations -June 1	\$12,531.20
00087742	22/08/2011	204311	PTP - Pound the Path	Letterbox Distribution-Mosquito Survey	\$324.50
00087743	22/08/2011	206042	Pullyblank Pty Ltd	Professional Services-CPGC Island 9 Up	\$26,950.00
00087744	22/08/2011	74357	RA Shopland	Refurbishment U/82 (Exterior) - CPV	\$7,023.50
00087745	22/08/2011	204745	Rainscape Waterwise Solutions	Garden Maintenance - C/P Village	\$82.98
00087746	22/08/2011	204291	Recall Information Management Pty L	Archive Storage - 26/6 to 30/7/2011.	\$16.35
00087747	22/08/2011	204779	Red 11	NAS & HD'S For ALC Kitchen Recording	\$1,067.24
00087748	22/08/2011	201391	Refresh Pure Water	Water-Civic Centre	\$505.00
00087749	22/08/2011	206154	Retail Theft Control	Coiled Cable	\$179.85
00087750	22/08/2011	204185	Retravision - Carlisle	Electric Oven - U/141 Collier Park Villa	\$1,495.00
00087751	22/08/2011	205033	Rivers Regional Council	Annual Contribution 2011/2012	\$117,627.40
00087752	22/08/2011	72818	Rocla Quarry Products	Sand For South Tce	\$2,366.42
00087753	22/08/2011	74233	Rosetta Holdings Pty Ltd	Commission Statement - Jul.'11	\$9,872.92
00087754	22/08/2011	204683	Ross Human Directions Ltd	Contract Personnel-S Hunt/A Birch W/E	\$5,592.84
00087755	22/08/2011	200620	Rotary Club Of Como	Changeover Dinner 08/07/11-Sue & Kim	\$280.00
00087756	22/08/2011	202786	Sage Consulting Engineers Pty Ltd	Public Lighting Seminar 28/07/11	\$704.00
00087757	22/08/2011	85089	SAI Global Limited	12 Months Subscription	\$39.00
00087758	22/08/2011	206165	Sally Murphy	Childrens Book Week Presentations	\$720.00
00087759	22/08/2011	206155	Sara Foster	Author Talk-Library	\$330.00
00087760	22/08/2011	204097	Scitech	School Holiday Sessions	\$280.00
00087761	22/08/2011	73563	Scottish Pacific Bus Finance	Roller Hire-ROW 124	\$589.60
00087762	22/08/2011	202328	SecurePay Pty Ltd	Monthly Service Fee/Transaction Fees-J	\$547.80
00087763	22/08/2011	84393	Seton Australia Pty Ltd	Emergency Signage - C/P Village	\$326.26
00087764	22/08/2011	205776	Skill Hire WA Pty Ltd	Contract Personnel-D Barnfield W/E 10/C	\$1,002.37
00087765	22/08/2011	201343	Sledgehammer Concrete Cutting Servi	Concrete Cutting-Ray St	\$399.40
00087766	22/08/2011	21374	Snap Printing	60 X Annual Budget Copies & 40 X Man	\$1,529.00
00087767	22/08/2011	204789	South City News	Newspapers-Ops Centre 19/06/11-16/07	\$793.90
00087768	22/08/2011	76356	Southcare	Verge Maintenance-06/07/11-13/07/11	\$104,613.85
00087769	22/08/2011	202862	Southern Metropolitan Regional Coun	Green Waste Gate Fees-July 2011	\$4,310.60
00087770	22/08/2011	85086	St John Ambulance Aust (WA) Inc.	First Aid Supplies	\$92.55
00087771	22/08/2011	76645	Stamp-It Rubber Stamps	Finance Stamp plus Freight	\$346.77
00087772	22/08/2011	83005	Stanlee WA	Cutlery-Hostel	\$894.09
00087773	22/08/2011	203106	State Library of WA	Recoveries Of Lost & Damaged Books	\$375.10
00087774	22/08/2011	206161	Steve Sertis	Library Presentation 09/08/11	\$120.00
00087775	22/08/2011	203710	Sunny Sign Company Pty Ltd	Parking Signs	\$1,925.55
00087776	22/08/2011	205534	Superclean	Laundry Services	\$273.50
00087777	22/08/2011	203366	T-Quip	Replacement Brake Pad	\$2,868.50
00087778	22/08/2011	204990	Telstra	CPV & CPH - Usage 1/06/11-31/07/11	\$13,775.81
00087779	22/08/2011	206110	Terry Gale	Design & Construction Of Greens & Bunl	\$10,000.00
00087780	22/08/2011	205990	The Planning Group WA Pty Ltd	COSP Precinct Streetscape Policy Prep	\$2,200.00
00087781	22/08/2011	201590	The Pressure King	Remove Paint & Arrow Marks-17 Rosebr	\$3,521.56

## Listing of Payments

Payments between  
1/08/2011 to 31/08/2011

City of South Perth

Program - co\_ap001 11/09/2011 10:28:09PM

Minimum Amount: \$ 0.00

## Creditors

Cheque No.	Chq Date	Creditor	Payee	Description	Amount
00087782	22/08/2011	206159	The WA Music Industry Assoc Inc	Song Of The Year Sponsorship	\$550.00
00087783	22/08/2011	205420	Tiletastic	Refurbishment-U122/Village	\$4,554.00
00087784	22/08/2011	204997	Toner Plus	Printer Ink	\$96.10
00087785	22/08/2011	76773	Total Eden	Coupling, Socket Valves	\$1,324.85
00087786	22/08/2011	20391	Total Turf	Sulphate & Roundup	\$1,956.90
00087787	22/08/2011	200510	Totally Workwear - Victoria Park	1 Pair Safety Boots	\$285.26
00087788	22/08/2011	204767	Tradelink	25LTR Rheem-Workshop	\$447.21
00087789	22/08/2011	204195	TransPacific Industrial Solutions P	Cleaning Of Pipes-Various Locations	\$4,521.24
00087790	22/08/2011	24182	Trees Need Tree Surgeons	Pruning-Half Of Manning Ward	\$36,075.60
00087791	22/08/2011	200791	Turnstone Products	New Locks	\$71.46
00087792	22/08/2011	204653	Ultimo Catering and Liquor	Catering-Senior First Aid Course	\$2,841.10
00087793	22/08/2011	206087	Urban Civil Contracting Pty Ltd	Shaping Greens & Surrounds-CPGC 18/	\$11,005.50
00087794	22/08/2011	82332	Valli Reticulation	Repair Retic-Howard & Salter Point Rd	\$825.00
00087795	22/08/2011	204109	Vision Cabling Services	USB Extender & Related Cabling-Library	\$3,691.51
00087796	22/08/2011	205822	Visual Lighting	Lights & Poles-SJMP	\$7,506.40
00087797	22/08/2011	204956	WA Paint City	Paint, Rollers, Brushes	\$251.95
00087798	22/08/2011	203773	WA Profiling	Hire Bobcat Profiler-Transfer Station	\$1,449.25
00087799	22/08/2011	201959	WA Rangers Association	WA Rangers Prof Conference 22-23/09/	\$1,880.00
00087800	22/08/2011	200795	WARP Pty Ltd	Traffic Control Douglas Ave. - Addit. Ex	\$2,294.28
00087803	22/08/2011	200691	Water Corporation	Usage-34 Alston Ave Reserve 21/02/11-	\$21,920.65
00087804	22/08/2011	203982	Water Dynamics	10 X Lengths Of 25mm Pipe	\$124.63
00087805	22/08/2011	204700	Web of Life Productions	Annual Subscription-Hostel	\$148.00
00087806	22/08/2011	205366	Weeding Women	Garden Maintenance-CPGC 09/08/11	\$4,537.50
00087807	22/08/2011	74748	Wembley Cement Industry	Well Liners, Pipe,	\$12,309.88
00087808	22/08/2011	205421	West Australian Landfill Services	Rubbish Site Charges-July 2011	\$152,910.48
00087809	22/08/2011	81399	Western Educting Service	Jetting Pipes-12 Bowman St	\$3,668.50
00087810	22/08/2011	204158	Western Power	Underground Power Project-Murray St-M	\$197,179.48
00087811	22/08/2011	81916	Westral	Collier Park Hostel Foyer Refurbishment	\$1,877.00
00087812	22/08/2011	21521	Williams Electrical Service Pty Ltd	Leisure Centre Maint. - C/P Village	\$2,344.95
00087813	22/08/2011	203116	Wilson Technology Solutions	Ticket Machine Repairs-Various Locati	\$2,348.98
00087814	22/08/2011	201987	XP Software	DTM Module For XPstorm	\$1,195.00
00087815	22/08/2011	76354	Yakka Pty Ltd	Shirts & Trousers	\$313.85
00087816	23/08/2011	21545	City of South Perth	Transfer Misallocated Payment To Debt	\$112.50
00087818	23/08/2011	204344	Envirocare Systems	Urinal Maintenance-CPGC	\$421.58
00087819	23/08/2011	73342	Landgate	Document Registration Fees	\$25.00
00087820	23/08/2011	73806	WA Local Government Association	Marketforce Advert-Jul 11-Tender	\$18,919.12
00087828	25/08/2011	200137	Como Croquet Club	CSRFF Funding-Installation Of Lighting-I	\$1,806.57
00087829	25/08/2011	205870	Rent A Fence Pty Ltd	Hire Of Fence-SJMP 01/02/11-01/06/11	\$3,237.30
00087830	25/08/2011	204064	MMM WA Pty Ltd	Lyall St Stormwater Pump Station Upgra	\$59,604.60
00087831	25/08/2011	204977	AMP Life Limited - CustomSuper	Payroll Deduction PPE 8 & 22/8/2011	\$1,124.26
00087832	25/08/2011	205083	AMP Life Limited - SuperLeader	Payroll Deduction PPE 8 & 22/8/2011	\$125.39
00087833	25/08/2011	205174	AMP Life Limited - SignatureSuper	Payroll Deduction PPE 8 & 22/8/2011	\$518.11
00087834	25/08/2011	205846	AMP Life Ltd-Flexible Lifetime Supe	Payroll Deduction PPE 8 & 22/8/2011	\$314.52
00087835	25/08/2011	73970	Australian Services Union	Payroll Deduction PPE 8 & 22/8/2011	\$369.80
00087836	25/08/2011	206141	Australian Super	Payroll Deduction PPE 8 & 22/8/2011	\$2,332.85
00087837	25/08/2011	204906	AustralianSuper	Payroll Deduction PPE 8 & 22/8/2011	\$1,174.26
00087838	25/08/2011	205379	BT Super For Life	Payroll Deduction PPE 8 & 22/8/2011	\$1,076.28
00087839	25/08/2011	205018	Catholic Super	Payroll Deduction PPE 8 & 22/8/2011	\$442.46
00087840	25/08/2011	205969	Cbus	Payroll Deduction PPE 8 & 22/8/2011	\$313.59
00087841	25/08/2011	204872	Cogent Nominees Pty Ltd ACF Spectru	Payroll Deduction PPE 8 & 22/8/2011	\$548.01
00087842	25/08/2011	204805	Colonial First State FirstChoice	Payroll Deduction PPE 8 & 22/8/2011	\$461.10
00087843	25/08/2011	76670	Deputy Child Support Registrar	Payroll Deduction PPE 8 & 22/8/2011	\$465.41
00087844	25/08/2011	201999	Health Insurance Fund of WA	Payroll Deduction PPE 8 & 22/8/2011	\$524.40
00087845	25/08/2011	204798	HESTA Super Fund	Payroll Deduction PPE 8 & 22/8/2011	\$2,292.15
00087846	25/08/2011	73636	Hospital Benefit Fund	Payroll Deduction PPE 8 & 22/8/2011	\$1,537.80
00087847	25/08/2011	205065	Host Plus	Payroll Deduction PPE 8 & 22/8/2011	\$813.20
00087848	25/08/2011	205802	Ing Life Limited	Payroll Deduction PPE 8 & 22/8/2011	\$983.26
00087849	25/08/2011	202999	Local Gov't Racecourses & Cemetary	Payroll Deduction PPE 8 & 22/8/2011	\$661.20
00087850	25/08/2011	204890	MIML Super Manager	Payroll Deduction PPE 8 & 22/8/2011	\$1,380.11
00087851	25/08/2011	205845	MLC Nominees Pty Ltd	Payroll Deduction PPE 8 & 22/8/2011	\$956.93
00087852	25/08/2011	205947	Quadrant Superannuation Scheme	Payroll Deduction PPE 8 & 22/8/2011	\$254.41
00087853	25/08/2011	205977	Recruitment Super	Payroll Deduction PPE 8 & 22/8/2011	\$351.70
00087854	25/08/2011	204984	REST Superannuation	Payroll Deduction PPE 8 & 22/8/2011	\$831.09
00087855	25/08/2011	205929	Tower Australia-ARC Master Trust	Payroll Deduction PPE 8 & 22/8/2011	\$396.22
00087856	25/08/2011	204873	UniSuper Limited	Payroll Deduction PPE 8 & 22/8/2011	\$1,143.24
00087857	25/08/2011	21425	United Voice	Payroll Deduction PPE 8 & 22/8/2011	\$46.60
00087858	25/08/2011	202589	WA Local Govt Superannuation Plan	Payroll Deduction PPE 8 & 22/8/2011	\$80.00
00087859	29/08/2011	205327	Biodiversity Pty Ltd	Weed Control Of Milyu Nature Reserve-2	\$7,700.00

## Listing of Payments

Payments between  
1/08/2011 to 31/08/2011

City of South Perth

Program - co\_ap001 11/09/2011 10:28:09PM

Minimum Amount: \$ 0.00

## Creditors

Cheque No.	Chq Date	Creditor	Payee	Description	Amount
00087860	29/08/2011	202588	Electrolux Home Products Pty Ltd	Stove Repair-Village	\$140.00
00087861	29/08/2011	83398	Fines Enforcement Registry	Parking Infringements To FER For Collec	\$5,590.00
00087862	29/08/2011	204923	Huntingdale Cabinets	Reversal of Cheque : 00086531	\$1,840.00
00087863	29/08/2011	84059	Synergy	Usage-U82/37 Mcnabb Loop 04/07/11-1!	\$43.75
00087864	29/08/2011	203692	ZD Constructions Pty Ltd	Upgrade Transformer Shed To Storage	\$18,711.00
00087865	30/08/2011	76879	AD Coote & Co	Install & Supply New Banner Pole-Manni	\$4,026.00
00087866	30/08/2011	205515	Department Of Transport	Fleet Licence Fees	\$273.15
00087867	30/08/2011	200875	iinet	Broadband/Phone Charges CPV	\$1,085.30
00087868	30/08/2011	205054	J. Gourdis Landscapes	Garden & Turf Maint-Various Locations-	\$2,541.00
00087869	30/08/2011	205745	Keos Events Pty Ltd	Events Management	\$13,453.87
00087870	30/08/2011	73342	Landgate	Application For Removal Of Caveat-17 A	\$300.00
00087871	30/08/2011	76403	Landmark Operations Ltd	Supply & Deliver Pine Bollards	\$11,767.80
00087872	30/08/2011	201815	Quick Corporate Aust Pty Ltd	Stationery	\$500.01
00087873	30/08/2011	84059	Synergy	Usage Charges	\$9,801.00
00087881	31/08/2011	201278	Asphalttech	Supply & Lay MRWA Int Mix-Transfer St	\$47,742.74
00087882	31/08/2011	200116	Cancer Council WA	Money Raised At COSP For Daffodil Day	\$240.90
00087883	31/08/2011	204556	City Subaru	Subaru Liberty Sedan CPH Fac Coord	\$33,418.00
00087884	31/08/2011	200489	Cleansweep Pty Ltd	Sweeping - July	\$18,910.84
00087885	31/08/2011	84865	Drake Australia Pty Ltd	Temps - CPH Carers	\$395.26
00087886	31/08/2011	204372	John Hughes Park Ford Service	Fleet Vehicle Service	\$392.95
00087887	31/08/2011	73342	Landgate	Removal Of Lease-Title 15 Alston Ave	\$160.00
00087888	31/08/2011	201615	Office Cleaning Experts	Cleaning Jan - Jun 2011	\$15,725.96
00087889	31/08/2011	206173	The Aust Library & Information Asso	ALIA 2011 Conference	\$660.00
00087894	31/08/2011	206175	Aurora Studio	Flush Wall Mounted Cabinets-Main Hall	\$6,226.00
00087895	31/08/2011	22507	BCITF	BCITF Levies	\$38,125.01
00087896	31/08/2011	202397	Builders' Registration Board of WA	BRB Levies	\$2,592.00
00087897	31/08/2011	205269	Burswood Honda	Honda Accord Euro Sedan Mgr City Env	\$40,866.30
00087898	31/08/2011	205813	Chris Schooling	Expense Reimbursement	\$360.00
00087899	31/08/2011	21545	City of South Perth	BRB & BCITF Commission	\$600.60
00087900	31/08/2011	206151	Clifford Hallam Healthcare Pty Ltd	Medical Supplies - CPH	\$693.26
00087901	31/08/2011	201414	Globe Australia Pty Ltd	Imants Root Pruner - CPGC	\$22,308.00
00087902	31/08/2011	202403	Jasman Enterprises Pty Ltd	Gerni Pressure Cleaner - W/Shop	\$15,235.00
00087903	31/08/2011	204709	John Hughes Fleet	Ford Rangers - 2 x City Envir, 1 x W/Sho	\$92,727.85
00087904	31/08/2011	205880	Michael Rendell	Expense Reimbursement	\$13.50
00087905	31/08/2011	200406	Perth Zoo	Coin Machine Takings-Aug 2011	\$5,092.36
00087906	31/08/2011	83856	South Perth Bowling Club	Coin Machine Takings-Aug 2011	\$4,236.25
00087907	31/08/2011	203366	T-Quip	Toro Rake O Vac - CPGC	\$41,580.00
00087908	31/08/2011	22507	BCITF	WCG Thomas Pavilion Adj	\$553.89
1057.202612	09/08/2011	202612	Fleetcare	Fuel-July 2011	\$9,348.68
1058.76357	12/08/2011	76357	Deputy Commissioner Of Taxation	PAYG PPE 8/8/2011	\$109,571.00
1059.202789	19/08/2011	202789	National Australia Bank Ltd	New Municipal Fund Investments	\$1,000,000.00
1060.76765	26/08/2011	76765	WA Local Govt Superannuation Plan	Payroll Deduction PPE 8 & 22/8/2011	\$147,053.40
1061.201069	31/08/2011	201069	St George Bank	New Muni Fund Invest Mat 2/3/12 5.94%	\$1,500,000.00
1061.202789	31/08/2011	202789	National Australia Bank Ltd	New Muni Fund Invest Mat 30/11/11 5.8	\$1,000,000.00
1062.202970	31/08/2011	202970	Mr L P Ozsdolay	Expense Reimbursement-Mileage 21/06/	\$133.20
1063.201069	31/08/2011	201069	St George Bank	New Muni Fund Invest Mat 30/11/11 5.8	\$1,000,000.00
1063.201242	31/08/2011	201242	SunCorp - Metway Ltd	New Muni Fund Invest Mat 1/12/11 5.90	\$500,000.00
Total:	Creditors			523	\$9,547,801.18

Payments between  
1/08/2011 to 31/08/2011

Program - co\_ap001 11/09/2011 10:28:09PM

Minimum Amount: \$ 0.00

## Non-Creditors

<i>Cheque No.</i>	<i>Chq Date</i>	<i>Payee</i>	<i>Description</i>	<i>Amount</i>
00015596	04/08/2011	W W Chun	RefundRdResAccBond-213 Labouchere	\$500.00
00015597	04/08/2011	Perth Demolition Company	RefundRdResAccBond--12 Redmond	\$500.00
00015598	04/08/2011	Grandeur Harmony Developments Pty L	RefundRdResAccBond-5 Park	\$500.00
00015599	04/08/2011	Mrs A L Bennison	RefundRdResAccBond-2 Tandy	\$500.00
00015600	04/08/2011	Mr R W Denner	RefundRdResAccBond-4 Tate	\$500.00
00015601	09/08/2011	Mrs T Knight	Refund Bond for Possum Trap	\$100.00
00015602	10/08/2011	Perth Demolition Company	RefundRoadReserveAccessBond-58 He	\$500.00
00015603	10/08/2011	Perth Demolition Company	RefundRoadReserveAccessBond-4 Red	\$500.00
00015604	10/08/2011	Desbury Pty Ltd	RefundRoadReserveAccessBond-19 Gre	\$500.00
00015605	10/08/2011	Ms R M Scullion	RefundHall Deposit - EJ Hall	\$400.00
00015606	10/08/2011	Ms R M Scullion	Refund Key Bond - EJ Scout Hall	\$25.00
00015607	15/08/2011	B J Morgan	RefundRdResAccBond-2/56 Talbot Ave	\$500.00
00015608	15/08/2011	B J Morgan	RefundRdResAccBond-1/56 Talbot Ave	\$500.00
00015609	15/08/2011	Mr S A Savanyo	RefundRdResAccBond-74 Ryrie Ave	\$500.00
00015610	15/08/2011	Mr B P Butcher	RefundRdResAccBond-60 Comer St	\$500.00
00015611	15/08/2011	Palazzo Homes Pty Ltd	RefundRdResAccBond-32 Hopetoun St	\$500.00
00015612	17/08/2011	Residential Attitudes	RefundRdResAccBond-3/13 Karoo Stree	\$475.00
00015613	17/08/2011	M & M Strickland Building Services	RefundRdResAccBond-37 Walanna	\$1,100.00
00015614	17/08/2011	Westral Outdoor Centre	RefundRdResAccBond-3/21 Lockhart	\$500.00
00015615	17/08/2011	Cityside Construction P/L	RefundRdResAccBond-26 Coolidge	\$500.00
00015616	17/08/2011	Mr C B Prentice	RefundRdResAccBond-3/13 Karoo Stree	\$500.00
00015617	22/08/2011	Patio Living	RefundRdResAccBond-43 Banksia Tce	\$500.00
00015618	22/08/2011	Softwood Timberyards, T/A Patio Liv	RefundRdResAccBond-4/43 Mary St	\$500.00
00015619	22/08/2011	Softwood Timberyards, T/A Patio Liv	RefundRdResAccBond-7 Hogg Ave	\$500.00
00015620	22/08/2011	Vergola WA	RefundRdResAccBond-A99 Forrest St	\$500.00
00015621	23/08/2011	Mr W J Dierden	Refund Hall Bond - Moresby	\$1,500.00
00015622	23/08/2011	Mr W J Dierden	Refund Key Bond - Moresby	\$30.00
00015623	25/08/2011	Mr V White	RefundBalRdResAccBond-38B Brittain	\$475.00
00015624	25/08/2011	R Lister	RefundBalRdResAccBond-A/74 Bessell	\$475.00
00015625	25/08/2011	Mr P E Aaron	RefundRdResAccBond-110 Lansdowne	\$500.00
00015626	25/08/2011	Mr M P Toohey	RefundRdResAccBond-40 Henning	\$500.00
00015627	25/08/2011	Mr R J Mavros	RefundRdResAccBond-64 Bradshaw	\$500.00
00015628	25/08/2011	Mr & Mrs L S Casale	RefundRdResAccBond-50 Saunders	\$500.00
00015629	25/08/2011	Mr A N Steers	RefundRdResAccBond-23 Market St	\$500.00
00015630	25/08/2011	Mr D W Bell	RefundRdResAccBond-39 Carr	\$500.00
00015631	25/08/2011	Mr P J C Howell	RefundRdResAccBond-2/244 Mill Point	\$500.00
00015632	25/08/2011	Patio Perfect	RefundRdResAccBond-25 Victoria St	\$500.00
00015633	29/08/2011	Perth Demolition Company	RefundRdResAccBond-10 Waverley	\$500.00
00015634	29/08/2011	Perth Demolition Company	RefundRdResAccBond-191 South Tce	\$500.00
00015635	29/08/2011	Perth Demolition Company	RefundRdResAccBond-112 Angelo	\$500.00
00015636	29/08/2011	Perth Demolition Company	RefundRdResAccBond-21 Roseberry	\$500.00
00015637	31/08/2011	Mrs J M O'Neill	Refund Bond PossumTrap	\$100.00
00015638	31/08/2011	Outside Concepts - South East WA	RefundRdResAccBond-28 Fourth	\$500.00
00015639	31/08/2011	A O'Malley	Refund Reserve Access 170 Mill Pt Rd	\$500.00
00015640	31/08/2011	Heritage Homes (WA) Pty Ltd	Refund RdReserveAccessBd 7 Hobbs A	\$500.00
00015641	31/08/2011	Mr G R Bridle	Refund RdReserveAccessBd 25 Downey	\$500.00
00015642	31/08/2011	Vinsan Contracting	Refund RdReserveAccessBd 25 Lowan l	\$500.00
00015643	31/08/2011	Westral Outdoor Centre	Refund RdReserveAccessBd 2/243 Labc	\$500.00
00015644	31/08/2011	Mr R J Bryce	RefundRdReserveAccessBd 104 Gardne	\$500.00
00015645	31/08/2011	The Estate of the late, Mr Athol Do	RefundRdReserveAccessBd 8 Karoo St	\$500.00
00015646	31/08/2011	Ms S P Kelly	RefundRdReserveAccessBd 20 Bruning	\$500.00
00015647	31/08/2011	Patio Living	RefundRdReserveAccessBd 1/43 Presto	\$700.00
00087331	10/08/2011	Ali Marri 34 Darlot Cres	Individ Develop Grant-World Hip Hop & E	\$300.00
00087332	10/08/2011	Caryn Fong 3b Alston Ave	Cat Sterilisation Rebate-Female	\$30.00
00087333	10/08/2011	W M Craigie 12 Davilak Cres	Refund Dog Registration	\$3.75
00087334	10/08/2011	Bobbie Zahra 43 Douglas Ave	Refund For Lost Item-Hush Baby Hush	\$9.90
00087335	10/08/2011	Mrs Phyllis Semini C/-Gail Barrow	Refund To Departing Resident CPH Roo	\$200,094.60
00087336	10/08/2011	Ms T E Watson & Mr G F Owens PO Bo	Refund Overpayment, UGP Stage 3	\$45.65
00087337	10/08/2011	Ms J L D'arcy 2/137 Robert Street	Refund Overpayment, UGP Stage 3	\$45.81
00087338	10/08/2011	Americans Womens Club GPO Boc T1669	Refund Of Swipe Card & Bond-Commun	\$450.00
00087339	10/08/2011	LS Pascoe 8/1 Hardy St	Refund-Overpayment Of Rates-8/1 Hard	\$111.44
00087340	10/08/2011	Jane Purser 32 Downey Drive	Crossover Subsidy-32 Downey Drive	\$628.32
00087341	10/08/2011	Christopher Williams Level 2, 50 Wi	Refund Bond-Hire Of Collins St Centre	\$1,530.00
00087342	10/08/2011	Leeming Area Community Bands 55 Fir	Refund Bond & Swipe Card Bond-Comm	\$850.00
00087343	10/08/2011	Reynolds Conveyancing Suite 3, 145	Refund A/C Enq Fee - 3/4 Strickland	\$35.00
00087344	10/08/2011	Anne Bougourd 29 Barang Cr	Refund Of Park Restoration Bond-Jan Dr	\$500.00
00087345	10/08/2011	Jones Ballard PO Box 221	Overpayment Of Rates-2/9 Bruce St	\$867.86
00087558	22/08/2011	Zhou Xiaonan & Gao Xiang 6 Moir St	Refund-Overpayment Of Parking Infringe	\$50.00

# Listing of Payments

Payments between  
1/08/2011 to 31/08/2011

Program - co\_ap001 11/09/2011 10:28:09PM  
Minimum Amount: \$ 0.00

**Non-Creditors**

Cheque No.	Chq Date	Payee	Description	Amount
00087559	22/08/2011	Lorimer Homes P/L 22/257 Balcatta R	Overpayment Of Planning Fees-32 Henn	\$94.15
00087560	22/08/2011	Mr Brinley G Lewis 14 Pendine St	Overpayment Of Building Application-116	\$193.50
00087561	22/08/2011	Kelly Baker PO Box 393	Refund Park Restoration Bond-SJMP 06	\$500.00
00087562	22/08/2011	Kelly Baker PO Box 393	Refund Vehicle Access Fee-SJMP 06/08	\$100.00
00087563	22/08/2011	WA Football Commission Att:Glenn Om	Refund Of Pavilion Bond Deposit-Collier	\$500.00
00087564	22/08/2011	Alan Sands 51 Ednah St	Individual Development Grant-Golf Croqu	\$200.00
00087565	22/08/2011	Jacqueline O'Neill 4/44 Alston Ave	Cat Rebate-Male Sterilisation	\$20.00
00087566	22/08/2011	Denise Robinson 36A Unwin Ave	Refund Fees-Hire Of Community Ctre Lil	\$116.00
00087567	22/08/2011	Perth Numismatic Society Inc PO Box	Refund Of Centre & Swipe Card Bond-C	\$450.00
00087568	22/08/2011	Sikh Association Of WA 34 Waterview	Refund Centre & Key Bond-Community (	\$850.00
00087569	22/08/2011	Beaumonde Homes PO Box 190	Refund Planning Fee-49 Coode St	\$205.00
00087570	22/08/2011	St Pius Catholic Primary School Cnr	Refund-Invoice 125226 Paid	\$225.00
00087571	22/08/2011	D L Wigley 6/82 Edgecumbe St	Refund Dog Licence Fee	\$6.00
00087572	22/08/2011	Allan Dawson Robinson 2/40 Todd Ave	Crossover Subsidy-2/40 Todd Ave	\$950.88
00087573	22/08/2011	Melanie Criddle 77A Birdwood Ave	Crossover Subsidy-77A Birdwood Ave	\$789.60
00087574	22/08/2011	Girl Guides WA PO Box 780	Refund Centre & Swipe Card Bond-Com	\$450.00
00087575	22/08/2011	Mrs Phyllis Semini C/-Gail Barrow	Income Tested Amount Refund	\$186.33
00087576	22/08/2011	N Malhotra 28A Fraser Rd	Refund Overpayment-Removal Of Swim	\$26.50
00087577	22/08/2011	Elevate Management 2/897 Canning Hw	Overpayment-Rates 4/126-128 Labouch	\$780.20
00087578	22/08/2011	Mr R A Adams & Mrs K J Adams 28 Le	Overpayment UGP	\$246.40
00087579	22/08/2011	Saayman Law Pty Ltd Att:Jarrad Spen	Overpayment Of Rates Assessment-2/58	\$378.55
00087821	23/08/2011	C/- City of South Perth Mr A L Gree	Overpayment to UGP should be Rates	\$458.14
00087822	23/08/2011	Synergy WA & Tonic Holdings P/L 13/	Refund Planning Application Fee	\$1,518.18
00087823	23/08/2011	Mr Si An Ong 26b Victoria Way	Refund Hall & Key Bond-EJ Scout Hall 2	\$430.00
00087824	23/08/2011	Tamil Christian Congregation Of WA	Refund Swipe Card & Bond Fee-Comm (	\$1,550.00
00087825	23/08/2011	Elev8 Ministries PO Box 489	Refund Swipe Card & Bond Fees-Comm	\$450.00
00087826	23/08/2011	Ms T E Watson & Mr G F Owens PO Bo	Overpayment of UGP 430325	\$100.00
00087827	23/08/2011	Ghana Association Of WA Inc PO Box	Refund Swipe Card & Bond-Community	\$450.00
00087874	30/08/2011	Alex Coughlan 178B Mill Point Rd	Refund Planning Fee-91 Thelma St	\$139.00
00087875	30/08/2011	City of South Perth Mr M P Jordan	Paid to UGP Account In Error - Refer RT	\$315.51
00087876	30/08/2011	Amana Living Inc PO Box 933	Overpayment Of Rates Assessment-Bin	\$305.00
00087877	30/08/2011	Probuild Constructions 49 Laboucher	Overpayment Of Building Licence fees-7	\$45.56
00087878	30/08/2011	M Pawle 2/40 Todd Ave	Crossover Subsidy 3/40 Todd Ave	\$950.00
00087879	30/08/2011	Evolution Settlements PO Box 1811,	Ref Overp A/C Enquiry Fee-2/36 Dyson	\$35.00
00087880	30/08/2011	Exclusive Conveyancing PO Box 1708	Overpayment Of Rates Assesment-83A	\$562.07
00087890	31/08/2011	Rhys Solomons 49 Lockhart St	Refund For Found Lost Items-Swap Rac	\$16.50
00087891	31/08/2011	Mrs A M Randall 1/73 McDonald St	Refund Dog Registration	\$7.00
00087892	31/08/2011	Collier Park Village Residents Comm	Quick Response Grant-Xmas Function E	\$220.00
00087893	31/08/2011	Nicole Pritchard 17 Hobbs Ave	Quick Response Grant-Organic Kitchen	\$1,000.00
00087909	31/08/2011	City of South Perth C/- Ms N A Lon	Refund from UGP TO RATES	\$1,121.04
00087910	31/08/2011	City of South Perth C/- Mr A L Ant	Refund UGP TO RATES	\$1,287.19

Total: Non-Creditors 109 \$249,660.63

Grand Total: 635 \$9,809,705.23

**CITY OF SOUTH PERTH**  
**STATEMENT OF FINANCIAL POSITION AS AT 30 JUN 2011**

	2011 YTD \$	2010 YTD \$	2010 \$
<b>CURRENT ASSETS</b>			
Cash	2,739,900	90,284	90,284
Investments	30,950,755	33,484,417	33,484,417
Receivables	2,010,387	3,694,915	3,694,915
Inventories	160,594	143,986	143,986
Other Current Assets	492,061	425,702	425,702
<b>TOTAL CURRENT ASSETS</b>	<b><u>\$ 36,353,699</u></b>	<b><u>\$ 37,839,304</u></b>	<b><u>\$ 37,839,304</u></b>
<b>NON-CURRENT ASSETS</b>			
Receivables	2,726,183	3,348,570	3,348,570
Investments	136,142	135,056	135,056
Property, Plant and Equipment	265,831,486	203,128,802	203,128,802
<b>TOTAL NON-CURRENT ASSETS</b>	<b><u>\$ 268,693,811</u></b>	<b><u>\$ 206,612,429</u></b>	<b><u>\$ 206,612,429</u></b>
<b>TOTAL ASSETS</b>	<b><u>\$ 305,047,510</u></b>	<b><u>\$ 244,451,732</u></b>	<b><u>\$ 244,451,732</u></b>
<b>CURRENT LIABILITIES</b>			
Payables	3,561,267	4,077,914	4,077,914
Interest Bearing Loans and Borrowings	948,927	586,302	586,302
Provisions	2,449,668	2,122,010	2,122,010
<b>TOTAL CURRENT LIABILITIES</b>	<b><u>\$ 6,959,862</u></b>	<b><u>\$ 6,786,226</u></b>	<b><u>\$ 6,786,226</u></b>
<b>NON-CURRENT LIABILITIES</b>			
Payables	0	530,974	530,974
Interest Bearing Loans and Borrowings	6,978,887	5,927,814	5,927,814
CPV Leaseholder Liability	29,217,635	27,328,930	27,328,930
Provisions	130,532	412,934	412,934
<b>TOTAL NON-CURRENT LIABILITIES</b>	<b><u>\$ 36,327,053</u></b>	<b><u>\$ 34,200,652</u></b>	<b><u>\$ 34,200,652</u></b>
<b>TOTAL LIABILITIES</b>	<b><u>\$ 43,286,915</u></b>	<b><u>\$ 40,986,877</u></b>	<b><u>\$ 40,986,878</u></b>
<b>NET ASSETS</b>	<b><u>\$ 261,760,595</u></b>	<b><u>\$ 203,464,855</u></b>	<b><u>\$ 203,464,855</u></b>
<b>EQUITY</b>			
Retained Earnings	117,674,960	120,664,743	120,664,743
Reserves	144,085,635	82,800,112	82,800,112
<b>TOTAL EQUITY</b>	<b><u>\$ 261,760,595</u></b>	<b><u>\$ 203,464,855</u></b>	<b><u>\$ 203,464,855</u></b>

**CITY OF SOUTH PERTH  
STATEMENT OF CHANGE IN EQUITY  
AS AT 30 JUN 2011**

	2011 YTD \$	2010 YTD \$	2010 \$
<b>RESERVES</b>			
<b>Cash Backed</b>			
Balance at beginning of reporting period	26,909,077	25,686,059	25,686,059
Aggregate transfers to Retained Earnings	(8,448,844)	(8,679,944)	(8,679,944)
Aggregate transfers from Retained Earnings	11,961,488	9,902,962	9,902,962
Balance at end of reporting period	<u>\$ 30,421,721</u>	<u>\$ 26,909,077</u>	<u>\$ 26,909,077</u>
<b>Non - Cash Backed</b>			
Asset Revaluation Reserve	113,663,913	55,891,034	55,891,034
Balance at end of reporting period	<u>\$ 113,663,913</u>	<u>\$ 55,891,034</u>	<u>\$ 55,891,034</u>
<b>TOTAL RESERVES</b>	<u>\$ 144,085,634</u>	<u>\$ 82,800,111</u>	<u>\$ 82,800,111</u>
<b>RETAINED EARNINGS</b>			
Balance at beginning of reporting period	120,664,744	117,084,346	117,084,346
Initial adjustments to comply with accounting standards	-	-	
Change in Net Assets from Operations	522,861	4,803,416	4,803,416
Aggregate transfers to Reserves	(11,961,488)	(9,902,962)	(9,902,962)
Aggregate transfers from Reserves	8,448,844	8,679,944	8,679,944
Balance at end of reporting period	<u>\$ 117,674,961</u>	<u>\$ 120,664,744</u>	<u>\$ 120,664,744</u>
<b>TOTAL EQUITY</b>	<u>\$ 261,760,595</u>	<u>\$ 203,464,855</u>	<u>\$ 203,464,855</u>



**CITY OF SOUTH PERTH**  
**2010/2011 OPERATING REVENUE & EXPENDITURE - BUDGET VERSUS ACTUAL**  
 June-2011

Attachment 10.6.4 (2)

Key Responsibility Areas	MONTH					YEAR TO DATE					
	Month Budget	Month Actual	Variance \$	Var F/U	Var %	YTD Budget	YTD Actual	Variance \$	Var F/U	Var %	Total Budget
<b>REVENUE</b>											
<b>Chief Executive's Office</b>											
City Administration	0	0	0	U		23,000	21,532	1,468	U	6	23,000
Human Resources Admin Revenue	0	2,235	2,235	F		17,000	18,101	1,101	F	6	17,000
Governance Admin	0	13,570	13,570	F		32,275	58,809	26,534	F	82	32,275
Ranger Services											
Animal Control	1,700	5,599	3,899	F	229	46,000	48,883	2,883	F	6	46,000
Fire Prevention	0	0	0	U		2,000	2,358	358	F	18	2,000
Parking Management	67,100	84,038	16,938	F	25	1,010,500	1,000,727	9,773	U	1	1,010,500
District Rangers	0	0	0	U		0	1,114	1,114	F		0
Sub Total Revenue - Ranger Services	68,800	89,637	20,837	F	30	1,058,500	1,053,081	5,419	U	1	1,058,500
Total Revenue - Governance & Legal	68,800	103,207	34,407	F	50	1,090,775	1,111,891	21,116	F	2	1,090,775
<b>Total Revenue - Chief Executive's Office</b>	<b>68,800</b>	<b>105,442</b>	<b>36,642</b>	<b>F</b>	<b>53</b>	<b>1,130,775</b>	<b>1,151,524</b>	<b>20,749</b>	<b>F</b>	<b>2</b>	<b>1,130,775</b>
<b>Directorate - Financial &amp; Information Services</b>											
Administration	0	0	0	U		23,000	23,532	532	F	2	23,000
Financial Services											
Administration	0	329,557	329,557	F		775,000	1,121,922	346,922	F	45	775,000
Investment Activities	275,520	201,274	74,246	U	27	2,592,005	2,528,755	63,250	U	2	2,592,005
Rating Activities	31,000	43,980	12,980	F	42	24,124,560	24,134,447	9,887	F	0	24,124,560
Property Management	40,515	38,571	1,944	U	5	367,500	380,749	13,249	F	4	367,500
Total Revenue - Financial Services	347,035	613,382	266,347	F	77	27,882,065	28,189,404	307,339	F	1	27,882,065
Information Services											
Information Technology	0	10,955	10,955	F		0	22,463	22,463	F		0
Total Revenue - Information Services	0	10,955	10,955	F		0	22,463	22,463	F		0
Library & Heritage Services											
Administration	745	(3,820)	4,565	U		9,500	12,781	3,281	F	35	9,500
Civic Centre Library	120	725	605	F	504	1,500	2,068	568	F	38	1,500
Manning Library	245	155	90	U	37	3,000	4,139	1,139	F	38	3,000
Heritage House	0	0	0	U		0	196	196	F		0
Old Mill	165	279	114	F	69	2,000	3,105	1,105	F	55	2,000
Total Revenue - Library Services	1,275	(2,660)	3,935	U		16,000	22,289	6,289	F	39	16,000
<b>Total Revenue - Dir Financial &amp; Info Services</b>	<b>348,310</b>	<b>621,676</b>	<b>273,366</b>	<b>F</b>	<b>78</b>	<b>27,898,065</b>	<b>28,234,156</b>	<b>336,091</b>	<b>F</b>	<b>1</b>	<b>27,898,065</b>

**CITY OF SOUTH PERTH**  
**2010/2011 OPERATING REVENUE & EXPENDITURE - BUDGET VERSUS ACTUAL**  
**June-2011**

Attachment 10.6.4 (2)

Key Responsibility Areas	MONTH					YEAR TO DATE					
	Month Budget	Month Actual	Variance \$	Var F/U	Var %	YTD Budget	YTD Actual	Variance \$	Var F/U	Var %	Total Budget
<b>Directorate - Planning &amp; Community Services</b>											
Administration	0	0	0	U		25,000	25,402	402	F	2	25,000
Planning	25,250	36,926	11,676	F	46	560,250	552,876	7,374	U	1	560,250
Building Services	43,100	27,925	15,175	U	35	710,500	671,902	38,598	U	5	710,500
<b>Community, Culture &amp; Recreation</b>											
Administration	500	(1,559)	2,059	U		23,000	22,328	672	U	3	23,000
Major Events	0	0	0	U		427,000	434,000	7,000	F	2	427,000
Community Events	0	0	0	U		5,000	3,842	1,158	U	23	5,000
Fiesta	0	0	0	U		70,000	93,500	23,500	F	34	70,000
Recreation	10,290	12,732	2,442	F	24	215,000	224,161	9,161	F	4	215,000
Senior Citizens	0	0	0	U		0	0	0	U		0
Halls & Public Buildings	0	(6,292)	6,292	U		121,000	112,719	8,281	U	7	121,000
<b>Total Revenue - Community, Culture &amp; Recreation</b>	<b>10,790</b>	<b>4,881</b>	<b>5,909</b>	<b>U</b>	<b>55</b>	<b>861,000</b>	<b>890,550</b>	<b>29,550</b>	<b>F</b>	<b>3</b>	<b>861,000</b>
<b>Collier Park Retirement Complex</b>											
Collier Park Village	80,630	77,040	3,590	U	4	808,140	818,411	10,271	F	1	808,140
Collier Park Hostel	160,110	175,320	15,210	F	9	1,755,500	1,904,198	148,698	F	8	1,755,500
Collier Park Community Centre	315	409	94	F	30	4,000	5,091	1,091	F	27	4,000
<b>Total Revenue - Collier Park Complex</b>	<b>241,055</b>	<b>252,769</b>	<b>11,714</b>	<b>F</b>	<b>5</b>	<b>2,567,640</b>	<b>2,727,700</b>	<b>160,060</b>	<b>F</b>	<b>6</b>	<b>2,567,640</b>
<b>Health &amp; Regulatory Services</b>											
Administration	0	(2,019)	2,019	U		21,750	17,835	3,915	U	18	21,750
Preventative Services	0	5,809	5,809	F		53,500	61,697	8,197	F	15	53,500
Other Sanitation	100	200	100	F	100	1,000	641	360	U	36	1,000
<b>Total Revenue - Health Services</b>	<b>100</b>	<b>3,990</b>	<b>3,890</b>	<b>F</b>	<b>3,890</b>	<b>76,250</b>	<b>80,173</b>	<b>3,923</b>	<b>F</b>	<b>5</b>	<b>76,250</b>
<b>Total Revenue - Dir Planning &amp; Community</b>	<b>320,295</b>	<b>326,491</b>	<b>6,196</b>	<b>F</b>	<b>2</b>	<b>4,800,640</b>	<b>4,948,602</b>	<b>147,962</b>	<b>F</b>	<b>3</b>	<b>4,800,640</b>
<b>TOTAL REVENUE - ADMIN BUSINESS UNITS</b>	<b>737,405</b>	<b>1,053,610</b>	<b>316,205</b>	<b>F</b>	<b>43</b>	<b>33,829,480</b>	<b>34,334,282</b>	<b>504,802</b>	<b>F</b>	<b>1</b>	<b>33,829,480</b>

**CITY OF SOUTH PERTH**  
**2010/2011 OPERATING REVENUE & EXPENDITURE - BUDGET VERSUS ACTUAL**  
**June-2011**

Attachment 10.6.4 (2)

Key Responsibility Areas	MONTH					YEAR TO DATE					Total Budget
	Month Budget	Month Actual	Variance \$	Var F/U	Var %	YTD Budget	YTD Actual	Variance \$	Var F/U	Var %	
<b>EXPENDITURE</b>											
<b>Chief Executive's Office</b>											
City Administration											
Corporate Support	47,070	46,859	211	F	0	644,707	584,360	60,347	F	9	644,707
Building Operating Costs	5,653	6,064	411	U	7	84,743	81,202	3,541	F	4	84,743
Human Resources Administration	6,310	26,407	20,097	U	318	216,650	232,283	15,633	U	7	216,650
<b>Total Expense - City Administration</b>	<b>59,033</b>	<b>79,329</b>	<b>20,296</b>	<b>U</b>	<b>34</b>	<b>946,100</b>	<b>897,845</b>	<b>48,255</b>	<b>F</b>	<b>5</b>	<b>946,100</b>
Governance Admin	34,974	40,365	5,391	U	15	391,123	414,670	23,547	U	6	391,123
Governance - Elected Members	66,974	82,866	15,892	U	24	926,524	943,206	16,682	U	2	926,524
City Communications											
Community Promotions	27,246	27,359	113	U	0	375,321	367,156	8,165	F	2	375,321
Publications	250	1,651	1,401	U	560	86,000	81,116	4,884	F	6	86,000
Ranger Services											
Animal Control	12,338	18,495	6,157	U	50	156,294	164,306	8,012	U	5	156,294
Fire Prevention	771	762	9	F	1	72,491	73,300	809	U	1	72,491
Parking Management	48,134	39,865	8,269	F	17	511,721	480,965	30,756	F	6	511,721
District Rangers	18,368	21,576	3,208	U	17	228,695	236,400	7,705	U	3	228,695
Other Law & Order	0	0	0	F		0	0	0	F		0
<b>Total Expense - Ranger Services</b>	<b>79,611</b>	<b>80,698</b>	<b>1,087</b>	<b>U</b>	<b>1</b>	<b>969,201</b>	<b>954,972</b>	<b>14,229</b>	<b>F</b>	<b>1</b>	<b>969,201</b>
<b>Total Expense - Governance</b>	<b>209,055</b>	<b>232,938</b>	<b>23,883</b>	<b>F</b>	<b>11</b>	<b>2,748,169</b>	<b>2,761,120</b>	<b>12,951</b>	<b>F</b>	<b>0</b>	<b>2,748,169</b>
<b>Total Expense - Chief Executive's Office</b>	<b>268,088</b>	<b>312,268</b>	<b>44,180</b>	<b>U</b>	<b>16</b>	<b>3,694,269</b>	<b>3,658,965</b>	<b>35,304</b>	<b>F</b>	<b>1</b>	<b>3,694,269</b>
<b>Director Financial &amp; Info Services</b>											
Administration	15,383	16,037	654	U	4	185,495	178,095	7,400	F	4	185,495
Financial Services	0	0	0	F		0	0	0	F		0
Administration	48,732	20,232	28,500	F	58	316,123	292,893	23,230	F	7	316,123
Rating Activities	14,347	12,188	2,159	F	15	219,506	218,714	792	F	0	219,506
Investment Activities	146,090	77,768	68,322	F	47	466,590	384,738	81,852	F	18	466,590
Property Management	6,860	15,116	8,256	U	120	126,900	138,084	11,184	U	9	126,900
<b>Total Expense - Financial Services</b>	<b>231,412</b>	<b>141,341</b>	<b>90,071</b>	<b>F</b>	<b>39</b>	<b>1,314,614</b>	<b>1,212,524</b>	<b>102,090</b>	<b>F</b>	<b>8</b>	<b>1,314,614</b>
Information Technology	104,156	133,244	29,088	U	28	605,363	572,645	32,718	F	5	605,363
Customer Services Team	15,465	18,348	2,883	U	19	193,965	186,174	7,791	F	4	193,965

**CITY OF SOUTH PERTH**  
**2010/2011 OPERATING REVENUE & EXPENDITURE - BUDGET VERSUS ACTUAL**  
**June-2011**

Attachment 10.6.4 (2)

Key Responsibility Areas	MONTH					YEAR TO DATE					Total Budget
	Month Budget	Month Actual	Variance \$	Var F/U	Var %	YTD Budget	YTD Actual	Variance \$	Var F/U	Var %	
Library Services											
Library Administration	6,935	19,543	12,608	U	182	264,900	284,238	19,338	U	7	264,900
Civic Centre Library	118,100	192,436	74,336	U	63	1,114,142	1,113,310	832	F	0	1,114,142
Manning Library	55,658	42,382	13,276	F	24	534,919	560,273	25,354	U	5	534,919
Heritage House	8,201	9,657	1,456	U	18	109,806	102,101	7,705	F	7	109,806
Old Mill	3,107	3,417	310	U	10	48,927	44,622	4,305	F	9	48,927
<b>Total Expense - Library Services</b>	<b>192,001</b>	<b>267,435</b>	<b>75,434</b>	<b>U</b>	<b>39</b>	<b>2,072,694</b>	<b>2,104,543</b>	<b>31,849</b>	<b>U</b>	<b>2</b>	<b>2,072,694</b>
<b>Total Expense - Dir Finance &amp; Info Services</b>	<b>543,034</b>	<b>560,368</b>	<b>17,334</b>	<b>U</b>	<b>3</b>	<b>4,186,636</b>	<b>4,075,885</b>	<b>110,751</b>	<b>F</b>	<b>3</b>	<b>4,186,636</b>
<b>Directorate - Planning &amp; Community Services</b>											
Administration	17,314	18,164	850	U	5	220,733	208,982	11,751	F	5	220,733
Planning	100,471	102,774	2,303	U	2	1,385,140	1,360,135	25,005	F	2	1,385,140
Building Services	46,292	44,367	1,925	F	4	584,082	539,705	44,377	F	8	584,082
Community, Culture & Recreation											
Administration	59,622	69,099	9,477	U	16	747,138	740,298	6,840	F	1	747,138
Major Events Expense	0	16,650	16,650	U		750,000	775,853	25,853	U	3	750,000
Community Events	26,205	40,421	14,216	U	54	139,000	146,632	7,632	U	5	139,000
Civic Functions	18,868	5,275	13,593	F	72	240,823	241,543	720	U	0	240,823
Donations	500	2,400	1,900	U	380	215,000	209,852	5,148	F	2	215,000
Fiesta	1,143	1,489	346	U	30	263,683	236,709	26,974	F	10	263,683
Safer City Program	4,791	6,241	1,450	U	30	93,873	58,885	34,988	F	37	93,873
Senior Citizens	29,990	28,165	1,825	F	6	378,040	373,220	4,820	F	1	378,040
Recreation	44,814	53,356	8,542	U	19	572,718	572,409	309	F	0	572,718
Halls & Public Buildings	28,378	75,435	47,057	U	166	383,933	335,955	47,978	F	12	383,933
<b>Total Expense - Community, Culture &amp; Recreation</b>	<b>214,311</b>	<b>298,531</b>	<b>84,220</b>	<b>U</b>	<b>39</b>	<b>3,784,208</b>	<b>3,691,354</b>	<b>92,854</b>	<b>F</b>	<b>2</b>	<b>3,784,208</b>
Collier Park Retirement Complex											
Collier Park Village	113,285	131,617	18,332	U	16	1,411,502	1,450,460	38,958	U	3	1,411,502
Collier Park Hostel	143,735	166,409	22,674	U	16	1,786,609	1,826,862	40,253	U	2	1,786,609
Collier Park Community Centre	100	97	3	F	3	1,250	1,815	565	U	45	1,250
<b>Total Expense - Collier Park Complex</b>	<b>257,120</b>	<b>298,123</b>	<b>41,003</b>	<b>U</b>	<b>16</b>	<b>3,199,361</b>	<b>3,279,137</b>	<b>79,776</b>	<b>U</b>	<b>2</b>	<b>3,199,361</b>
Health Services											
Administration	33,200	28,356	4,844	F	15	389,751	371,850	17,901	F	5	389,751
Infant Health Services	2,105	1,261	844	F	40	27,350	21,297	6,053	F	22	27,350

**CITY OF SOUTH PERTH**  
**2010/2011 OPERATING REVENUE & EXPENDITURE - BUDGET VERSUS ACTUAL**  
**June-2011**

Attachment 10.6.4 (2)

Key Responsibility Areas	MONTH					YEAR TO DATE					Total Budget
	Month Budget	Month Actual	Variance \$	Var F/U	Var %	YTD Budget	YTD Actual	Variance \$	Var F/U	Var %	
Preventative Services	4,248	2,492	1,756	F	41	61,883	52,131	9,752	F	16	61,883
Other Sanitation	1,151	3,276	2,125	U	185	26,471	25,830	641	F	2	26,471
Total Expense - Health Services	40,704	35,384	5,320	F	13	505,455	471,108	34,347	F	7	505,455
Total Expense - Health & Regulatory Services	40,704	35,384	5,320	F	13	505,455	471,108	34,347	F	7	505,455
Total Expense - Dir Planning & Community Service	676,212	797,343	121,131	U	18	9,678,979	9,550,422	128,557	F	1	9,678,979
<b>TOTAL EXPENDITURE - ADMIN BUSINESS UNITS</b>	<b>1,487,334</b>	<b>1,669,979</b>	<b>182,645</b>	<b>U</b>	<b>12</b>	<b>17,559,884</b>	<b>17,285,271</b>	<b>274,613</b>	<b>F</b>	<b>2</b>	<b>17,559,884</b>

DIRECTORATE - INFRASTRUCTURE SERVICES

2010/2011 OPERATING REVENUE & EXPENDITURE - BUDGET VERSUS ACTUAL

June-2011

MONTH

YEAR TO DATE

Key Responsibility Areas	MONTH					YEAR TO DATE					
	Month Budget	Month Actual	Variance \$	Var F/U	Var %	YTD Budget	YTD Actual	Variance \$	Var F/U	Var %	Total Budget
<b>REVENUE</b>											
<b>Infrastructure Support</b>											
Administration Revenue	0	0	0	U		22,000	16,475	5,525	U	25	22,000
<b>Total Revenue - Infrastructure Support</b>	<b>0</b>	<b>0</b>	<b>0</b>	<b>U</b>		<b>22,000</b>	<b>16,475</b>	<b>5,525</b>	<b>U</b>	<b>25</b>	<b>22,000</b>
<b>City Environment</b>											
Contributions	23,100	(18,290)	41,390	U		390,000	408,999	18,999	F	5	390,000
Nursery Revenue	1,000	5,692	4,692	F	469	150,000	152,267	2,267	F	2	150,000
Asset Control Revenue	39,850	20,551	19,299	U	48	125,090	120,029	5,061	U	4	125,090
Environmental Services Revenue	280	204	76	U	27	3,500	6,609	3,109	F	89	3,500
<b>Total Revenue - City Environment</b>	<b>64,230</b>	<b>8,157</b>	<b>56,073</b>	<b>U</b>	<b>87</b>	<b>668,590</b>	<b>687,904</b>	<b>19,314</b>	<b>F</b>	<b>3</b>	<b>668,590</b>
<b>Engineering Infrastructure</b>											
Design Office Revenue	0	0	0	U		16,000	14,220	1,780	U	11	16,000
<b>Construction &amp; Maintenance</b>											
Road Grants	0	117,078	117,078	F		282,000	383,078	101,078	F	36	282,000
Contributions to Works	0	0	0	U		80,000	105,349	25,349	F	32	80,000
Reinstatement Revenue	0	0	0	U		8,000	5,957	2,043	U	26	8,000
Asset Control Revenue	28,000	20,146	7,854	U	28	75,490	69,266	6,224	U	8	75,490
Other Revenue	0	2,222	2,222	F		4,000	3,858	142	U	4	4,000
<b>Sub Total - Construction &amp; Maint</b>	<b>28,000</b>	<b>139,446</b>	<b>111,446</b>	<b>F</b>	<b>398</b>	<b>449,490</b>	<b>568,484</b>	<b>118,994</b>	<b>F</b>	<b>26</b>	<b>449,490</b>
<b>Total Revenue - Engineering Infrastructure</b>	<b>28,000</b>	<b>139,446</b>	<b>111,446</b>	<b>F</b>	<b>398</b>	<b>465,490</b>	<b>582,704</b>	<b>117,214</b>	<b>F</b>	<b>25</b>	<b>465,490</b>
<b>Waste Management</b>											
Refuse Collection	11,500	14,820	3,320	F	29	4,074,270	4,089,678	15,408	F	0	4,074,270
Recycling	1,250	0	1,250	U		878,780	883,297	4,517	F	1	878,780
<b>Total Revenue - Waste Management</b>	<b>12,750</b>	<b>14,820</b>	<b>2,070</b>	<b>F</b>	<b>16</b>	<b>4,953,050</b>	<b>4,972,975</b>	<b>19,925</b>	<b>F</b>	<b>0</b>	<b>4,953,050</b>
<b>Collier Park Golf Course</b>											
Collier Park Golf Course - Revenue	159,250	124,137	35,113	U	22	2,039,500	1,974,073	65,427	U	3	2,039,500
<b>Total Revenue - Collier Park Golf Course</b>	<b>159,250</b>	<b>124,137</b>	<b>35,113</b>	<b>U</b>	<b>22</b>	<b>2,039,500</b>	<b>1,974,073</b>	<b>65,427</b>	<b>U</b>	<b>3</b>	<b>2,039,500</b>
<b>TOTAL REV - INFRASTRUCTURE SERVICES</b>	<b>264,230</b>	<b>286,560</b>	<b>22,330</b>	<b>F</b>	<b>8</b>	<b>8,148,630</b>	<b>8,234,132</b>	<b>85,502</b>	<b>F</b>	<b>1</b>	<b>8,148,630</b>

**DIRECTORATE - INFRASTRUCTURE SERVICES**  
**2010/2011 OPERATING REVENUE & EXPENDITURE - BUDGET VERSUS ACTUAL**  
 June-2011

Attachment 10.6.4 (3)

Key Responsibility Areas	MONTH					YEAR TO DATE					Total Budget
	Month Budget	Month Actual	Variance \$	Var F/U	Var %	YTD Budget	YTD Actual	Variance \$	Var F/U	Var %	
<b>EXPENDITURE</b>											
<b>Infrastructure Support &amp; Administration</b>											
Governance Cost	21,812	7,958	13,854	F	64	262,053	246,220	15,833	F	6	262,053
<b>Total Expense - Infrastructure Support</b>	<b>21,812</b>	<b>7,958</b>	<b>13,854</b>	<b>F</b>	<b>64</b>	<b>262,053</b>	<b>246,220</b>	<b>15,833</b>	<b>F</b>	<b>6</b>	<b>262,053</b>
<b>City Environment</b>											
Reserves & Parks Maintenance	285,672	278,834	6,838	F	2	3,185,377	3,187,561	2,184	U	0	3,185,377
Miscellaneous Parks Programmes	0	3,505	3,505	U		40,000	43,307	3,307	U	8	40,000
Grounds Maintenance	24,150	14,209	9,941	F	41	222,000	197,364	24,636	F	11	222,000
Streetscape Maintenance	121,000	149,975	28,975	U	24	1,500,000	1,555,404	55,404	U	4	1,500,000
Environmental Services	21,193	39,540	18,347	U	87	379,208	426,324	47,116	U	12	379,208
Plant Nursery	13,967	17,373	3,406	U	24	166,362	194,344	27,982	U	17	166,362
Overheads	51,208	23,196	28,012	F	55	463,996	522,070	58,074	U	13	463,996
Asset Holding Costs	70,000	69,578	422	F	1	840,000	836,607	3,393	F	0	840,000
Building Maintenance	34,165	98,129	63,964	U	187	433,135	438,517	5,382	U	1	433,135
Reserve Building Maintenance & Operations	7,165	26,610	19,445	U	271	87,700	98,373	10,673	U	12	87,700
Public Convenience Maintenance & Operations	14,765	10,625	4,140	F	28	184,000	180,493	3,507	F	2	184,000
Operations Centre Maintenance	11,468	9,640	1,828	F	16	137,663	145,192	7,529	U	5	137,663
Jetty Maintenance	1,680	15,640	13,960	U	831	20,000	22,724	2,724	U	14	20,000
<b>Total Expense - City Environment</b>	<b>656,433</b>	<b>756,855</b>	<b>100,422</b>	<b>U</b>	<b>15</b>	<b>7,659,441</b>	<b>7,848,278</b>	<b>188,837</b>	<b>U</b>	<b>2</b>	<b>7,659,441</b>
<b>Engineering Infrastructure</b>											
Design Office Overheads	17,831	23,705	5,874	U	33	242,635	213,511	29,124	F	12	242,635
<b>Sub Total - Design Office</b>	<b>17,831</b>	<b>23,705</b>	<b>5,874</b>	<b>U</b>	<b>33</b>	<b>242,635</b>	<b>213,511</b>	<b>29,124</b>	<b>F</b>	<b>12</b>	<b>242,635</b>
Construction & Maintenance											
Reinstatements	2,000	4,600	2,600	U	130	21,000	24,780	3,780	U	18	21,000
Crossovers	0	5,602	5,602	U		32,500	37,171	4,671	U	14	32,500
Asset Holding Costs	357,075	357,641	566	U	0	4,285,000	4,290,037	5,037	U	0	4,285,000
Roads, Paths & Drains	184,415	264,484	80,069	U	43	2,187,500	2,223,614	36,114	U	2	2,187,500
Fleet Operations	40,915	56,020	15,105	U	37	479,334	583,109	103,775	U	22	479,334
Overheads	68,736	55,645	13,091	F	19	642,258	679,905	37,647	U	6	642,258
<b>Sub Total - Construction &amp; Maintenance</b>	<b>653,141</b>	<b>743,992</b>	<b>90,851</b>	<b>U</b>	<b>14</b>	<b>7,647,592</b>	<b>7,838,616</b>	<b>191,024</b>	<b>U</b>	<b>2</b>	<b>7,647,592</b>
<b>Total Expense - Engineering Infrastructure</b>	<b>670,972</b>	<b>767,697</b>	<b>96,725</b>	<b>U</b>	<b>14</b>	<b>7,890,227</b>	<b>8,052,127</b>	<b>161,900</b>	<b>U</b>	<b>2</b>	<b>7,890,227</b>

**DIRECTORATE - INFRASTRUCTURE SERVICES**  
**2010/2011 OPERATING REVENUE & EXPENDITURE - BUDGET VERSUS ACTUAL**  
**June-2011**

Attachment 10.6.4 (3)

Key Responsibility Areas	MONTH					YEAR TO DATE					
	Month Budget	Month Actual	Variance \$	Var F/U	Var %	YTD Budget	YTD Actual	Variance \$	Var F/U	Var %	Total Budget
<b>Waste Management</b>											
Refuse Collection	308,796	279,104	29,692	F	10	3,794,866	3,793,153	1,713	F	0	3,794,866
Recycling	51,920	50,328	1,592	F	3	540,000	525,374	14,626	F	3	540,000
Transfer Station	44,421	63,402	18,981	U	43	566,846	556,553	10,293	F	2	566,846
<b>Total Expense - Waste Management</b>	<b>405,137</b>	<b>392,834</b>	<b>12,303</b>	<b>F</b>	<b>3</b>	<b>4,901,712</b>	<b>4,875,080</b>	<b>26,632</b>	<b>F</b>	<b>1</b>	<b>4,901,712</b>
<b>Collier Park Golf Course</b>											
Collier Park Golf Course - Expense	119,583	114,957	4,626	F	4	1,681,073	1,622,199	58,874	F	4	1,681,073
<b>Total Expense - Collier Park Golf Course</b>	<b>119,583</b>	<b>114,957</b>	<b>4,626</b>	<b>F</b>	<b>4</b>	<b>1,681,073</b>	<b>1,622,199</b>	<b>58,874</b>	<b>F</b>	<b>4</b>	<b>1,681,073</b>
<b>TOTAL EXP - INFRASTRUCTURE SERVICES</b>	<b>1,873,937</b>	<b>2,040,300</b>	<b>166,363</b>	<b>U</b>	<b>9</b>	<b>22,394,506</b>	<b>22,643,905</b>	<b>249,399</b>	<b>U</b>	<b>1</b>	<b>22,394,506</b>



**CITY OF SOUTH PERTH**  
**2010/2011 CAPITAL SUMMARY - BUDGET VERSUS ACTUAL**  
**June-2011**

Attachment 10.6.4 (4)

Key Responsibility Areas	MONTH					YEAR TO DATE					
	Month Budget	Month Actual	Variance \$	Var F/U	Var %	YTD Budget	YTD Actual	Variance \$	Var F/U	Var %	Total Budget
<b>CAPITAL REVENUE</b>											
<b>Directorate - Financial &amp; Info Services</b>											
Building Grants	0	0	0	U		1,000,000	1,000,000	0	U		1,000,000
Library & Heritage Services	0	0	0	U		0	0	0	U		0
Information Technology	0	0	0	U		0	0	0	U		0
<b>Total Revenue - Financial &amp; Info Services</b>	<b>0</b>	<b>0</b>	<b>0</b>	<b>U</b>		<b>1,000,000</b>	<b>1,000,000</b>	<b>0</b>	<b>U</b>	<b>0</b>	<b>1,000,000</b>
<b>Directorate - Planning &amp; Community Services</b>											
Admin Capital Revenue	0	0	0	U		0	0	0	U		0
Community, Culture & Recreation	0	0	0	U		0	0	0	U		0
Collier Park Retirement Complex											
Collier Park Village	0	159,887	159,887	F		475,000	641,637	166,637	F	35	475,000
Collier Park Hostel	0	0	0	U		0	0	0	U		0
<b>Total Revenue - Collier Park Retirement Complex</b>	<b>0</b>	<b>159,887</b>	<b>159,887</b>	<b>F</b>		<b>475,000</b>	<b>641,637</b>	<b>166,637</b>	<b>F</b>	<b>35</b>	<b>475,000</b>
<b>Total Revenue - Dir Planning &amp; Community</b>	<b>0</b>	<b>159,887</b>	<b>159,887</b>	<b>F</b>		<b>475,000</b>	<b>641,637</b>	<b>166,637</b>	<b>F</b>	<b>35</b>	<b>475,000</b>
<b>Collier Park Golf Course</b>											
Collier Park Golf Course	0	0	0	U		0	0	0	U		0
<b>Total Revenue - Collier Park Golf Course</b>	<b>0</b>	<b>0</b>	<b>0</b>	<b>U</b>		<b>0</b>	<b>0</b>	<b>0</b>	<b>U</b>		<b>0</b>
<b>Directorate - Infrastructure Services</b>											
Roads, Paths & Drains	77,488	62,268	15,220	U	20	836,758	784,218	52,540	U	6	836,758
Traffic Management	0	0	0	U		0	0	0	U		0
City Environment	0	24,647	24,647	F		454,000	805,126	351,126	F	77	454,000
Building Management	0	36,184	36,184	F		91,000	132,800	41,800	F	46	91,000
<b>Total Revenue - Dir Infrastructure Services</b>	<b>77,488</b>	<b>123,100</b>	<b>45,612</b>	<b>F</b>	<b>59</b>	<b>1,381,758</b>	<b>1,722,145</b>	<b>340,387</b>	<b>F</b>	<b>25</b>	<b>1,381,758</b>
<b>Underground Power</b>											
Underground Power	0	93	93	F		20,000	18,835	1,165	U	6	20,000
<b>Total Revenue - Underground Power</b>	<b>0</b>	<b>93</b>	<b>93</b>	<b>F</b>		<b>20,000</b>	<b>18,835</b>	<b>1,165</b>	<b>U</b>	<b>6</b>	<b>20,000</b>
<b>TOTAL CAPITAL REVENUE</b>	<b>77,488</b>	<b>283,079</b>	<b>205,591</b>	<b>F</b>	<b>265</b>	<b>2,876,758</b>	<b>3,382,617</b>	<b>505,859</b>	<b>F</b>	<b>18</b>	<b>2,876,758</b>

**CITY OF SOUTH PERTH**  
**2010/2011 CAPITAL SUMMARY - BUDGET VERSUS ACTUAL**  
**June-2011**

Attachment 10.6.4 (4)

Key Responsibility Areas	MONTH					YEAR TO DATE					
	Month Budget	Month Actual	Variance \$	Var F/U	Var %	YTD Budget	YTD Actual	Variance \$	Var F/U	Var %	Total Budget
<b>CAPITAL EXPENDITURE</b>											
<b>Administration Projects</b>											
<b>Chief Executive's Office</b>											
Administration	0	366,658	366,658	U		6,497,000	6,687,771	190,771	U	3	6,497,000
Parking Management	30,000	28,920	1,080	F		30,000	28,920	1,080	F		30,000
<b>Total Expense - Chief Executive's Office</b>	<b>30,000</b>	<b>395,578</b>	<b>365,578</b>	<b>U</b>	<b>1,219</b>	<b>6,527,000</b>	<b>6,716,691</b>	<b>189,691</b>	<b>U</b>	<b>3</b>	<b>6,527,000</b>
<b>Directorate - Financial &amp; Info Services</b>											
Information Technology	115,000	109,854	5,146	F	4	734,000	719,433	14,567	F	2	734,000
Finance Capital Expense	0	0	0	F		0	0	0	F		0
Library & Heritage Services											
General Capital Expense	0	(39,775)	39,775	F		370,000	341,119	28,881	F	8	370,000
Heritage Capital Expense	0	31,341	31,341	U		48,000	86,209	38,209	U	80	48,000
<b>Total Expense - Library &amp; Heritage Services</b>	<b>0</b>	<b>(8,435)</b>	<b>8,435</b>	<b>F</b>		<b>418,000</b>	<b>427,328</b>	<b>9,328</b>	<b>U</b>	<b>2</b>	<b>418,000</b>
<b>Total Expense - Dir Financial Services</b>	<b>115,000</b>	<b>101,420</b>	<b>13,580</b>	<b>F</b>	<b>12</b>	<b>1,152,000</b>	<b>1,146,761</b>	<b>5,239</b>	<b>F</b>	<b>0</b>	<b>1,152,000</b>
<b>Unclassified Capital</b>											
General Capital Expense	0	0	0	F		0	0	0	F		0
<b>Total Expense - Unclassified Capital</b>	<b>0</b>	<b>0</b>	<b>0</b>	<b>F</b>		<b>0</b>	<b>0</b>	<b>0</b>	<b>F</b>		<b>0</b>
<b>Directorate - Planning &amp; Community Services</b>											
Strategic Urban Planning	0	39,470	39,470	U		233,000	206,616	26,384	F	11	233,000
Community Culture & Recreation											
Community, Culture & Recreation	0	2,862	2,862	U		229,000	148,241	80,759	F	35	229,000
<b>Total Expense - Community, Culture &amp; Recreation</b>	<b>0</b>	<b>2,862</b>	<b>2,862</b>	<b>U</b>		<b>229,000</b>	<b>148,241</b>	<b>80,759</b>	<b>F</b>	<b>35</b>	<b>229,000</b>
Collier Park Retirement Complex	31,440	141,199	109,759	U	349	535,500	418,453	117,047	F	22	535,500
Health & Regulatory Services											
Preventative Services	0	0	0	F		3,600	3,273	327	F	9	3,600
<b>Total Expense - Health &amp; Regulatory Services</b>	<b>0</b>	<b>0</b>	<b>0</b>	<b>F</b>		<b>3,600</b>	<b>3,273</b>	<b>327</b>	<b>F</b>	<b>9</b>	<b>3,600</b>
<b>Total Expense - Planning &amp; Community Services</b>	<b>31,440</b>	<b>183,531</b>	<b>152,091</b>	<b>U</b>	<b>484</b>	<b>1,001,100</b>	<b>776,583</b>	<b>224,517</b>	<b>F</b>	<b>22</b>	<b>1,001,100</b>

**CITY OF SOUTH PERTH**  
**2010/2011 CAPITAL SUMMARY - BUDGET VERSUS ACTUAL**  
**June-2011**

Attachment 10.6.4 (4)

Key Responsibility Areas	MONTH					YEAR TO DATE					
	Month Budget	Month Actual	Variance \$	Var F/U	Var %	YTD Budget	YTD Actual	Variance \$	Var F/U	Var %	Total Budget
<b>Collier Park Golf Course</b>											
Collier Park Golf Course	15,000	303,904	288,904	U	1,926	687,000	983,212	296,212	U	43	687,000
<b>Total Expense - Golf Course</b>	<b>15,000</b>	<b>303,904</b>	<b>288,904</b>	<b>U</b>	<b>1,926</b>	<b>687,000</b>	<b>983,212</b>	<b>296,212</b>	<b>U</b>	<b>43</b>	<b>687,000</b>
<b>Directorate - Infrastructure Services</b>											
Roads, Paths & Drains											
Roadworks	0	133,704	133,704	U		1,509,440	1,358,193	151,247	F	10	1,509,440
Drainage	0	72,258	72,258	U		704,661	521,250	183,411	F	26	704,661
Paths	0	63,116	63,116	U		865,000	871,311	6,311	U	1	865,000
Other	0	41,131	41,131	U		307,000	202,337	104,663	F	34	307,000
<b>Total - Roads, Paths &amp; Drains</b>	<b>0</b>	<b>310,208</b>	<b>310,208</b>	<b>U</b>		<b>3,386,101</b>	<b>2,953,091</b>	<b>433,010</b>	<b>F</b>	<b>13</b>	<b>3,386,101</b>
Traffic Management	40,000	27,401	12,599	F	31	375,000	202,815	172,185	F	46	375,000
Waste Management	5,000	68,806	63,806	U	1,276	245,000	386,500	141,500	U	58	245,000
City Environment											
Streetscape Projects	0	53,703	53,703	U		344,000	305,689	38,311	F	11	344,000
Park Development	0	43,386	43,386	U		552,000	488,643	63,357	F	11	552,000
Street & Reserve Lighting	0	88,012	88,012	U		132,000	150,118	18,118	U	14	132,000
Environmental Projects	35,000	78,630	43,630	U	125	1,081,000	1,032,544	48,456	F	4	1,081,000
Sustainability	10,000	7,409	2,591	F	26	75,000	81,328	6,328	U	8	75,000
Other Projects	0	10,170	10,170	U		122,500	118,468	4,032	F	3	122,500
<b>Total - City Environment</b>	<b>45,000</b>	<b>281,310</b>	<b>236,310</b>	<b>U</b>	<b>525</b>	<b>2,306,500</b>	<b>2,176,790</b>	<b>129,710</b>	<b>F</b>	<b>6</b>	<b>2,306,500</b>
Recoverable Works	0	310,770	310,770	U		209,500	608,078	398,578	U	190	209,500
Building Management	30,000	171,048	141,048	U	470	527,000	449,664	77,336	F	15	527,000
Fleet Management	250,000	267,647	17,647	U	7	1,249,860	1,235,262	14,598	F	1	1,249,860
<b>Total Expense - Dir Infrastructure Services</b>	<b>370,000</b>	<b>1,437,189</b>	<b>1,067,189</b>	<b>U</b>	<b>288</b>	<b>8,298,961</b>	<b>8,012,200</b>	<b>286,761</b>	<b>F</b>	<b>3</b>	<b>8,298,961</b>
<b>Underground Power</b>											
Underground Power Project	420,000	652,333	232,333	U	55	800,000	822,960	22,960	U	3	800,000
<b>Total - Underground Power</b>	<b>420,000</b>	<b>652,333</b>	<b>232,333</b>	<b>U</b>	<b>55</b>	<b>800,000</b>	<b>822,960</b>	<b>22,960</b>	<b>U</b>	<b>3</b>	<b>800,000</b>
<b>TOTAL CAPITAL EXPENDITURE</b>	<b>981,440</b>	<b>3,073,955</b>	<b>2,092,515</b>	<b>U</b>	<b>213</b>	<b>18,466,061</b>	<b>18,458,407</b>	<b>7,654</b>	<b>F</b>	<b>0</b>	<b>18,466,061</b>

**SCHEDULE OF SIGNIFICANT VARIANCES**

Departmental Area	Month Budget	Month Actual	Month Var %	F U	YTD Budget	YTD Actual	YTD Var %	F U	Comment on Variances disclosed
<b>Revenue</b>									
Governance Admin Rev	0	13,570	-	F	32,275	58,809	40%	F	Recoup of costs associated with Swan St property demolition. Deferred receipt of extra storm damage insurance proceeds.
Parking Management	67,100	84,038	25%	F	1,010,500	1,000,727	1%	U	Meter parking finished 2% ahead of budget whilst infringements revenue fell 6% short of budget expectations.
Finance Admin Revenue	0	329,557		F	775,000	1,121,922	45%	F	Receipt in advance of Q1 2012 grant revenue plus recognising prior year adjustment for building costs not capitalised.
Investment Revenue	275,520	201,274	27%	U	2,592,005	2,528,755	2%	U	Reserve investment revenue was slightly favourable overall but Muni interest revenue was below expectations due to faster cash outflows. SSL recoups lower than budgeted- less paid out. Refer to Item 10.6.2 for further comment.
Rating Activities	31,000	43,980	42%	F	24,214,560	24,134,447	0%	U	Several minor offsetting variances - none individually significant. Refer to Item 10.6.2 for more detailed comment.
Property Management	40,515	38,571	5%	U	367,500	380,749	4%	F	YTD - Additional utilities recoups - offset by increased costs.
Info Services Revenue	0	10,955		F	0	22,463		F	Unbudgeted trade / insurance from storm damaged car disposal.
Planning Revenue	25,250	36,926	46%	F	560,250	552,876	1%	U	Planning fees were close to budget expectation and were helped by Amendment No 28 fees.
Building Services Revenue	43,100	27,925	35%	U	710,500	671,902	5%	U	Lower volume of activity as for last months of the year.
Fiesta Revenue	0	0	-	F	70,000	93,500	34%	F	Receipt of additional unbudgeted Healthways contribution.
Recreation Revenue	10,290	12,732	24%	F	215,000	224,161	4%	F	GBLC revenue was close to budget but grant for Club Develop Officer was below expectation. Unbudgeted vehicle disposal proceeds (storm damage) received led to favourable variance.
Halls & Public Buildings	0	(6,292)		U	121,000	112,719	7%	U	Removal of some hall bonds wrongly attributed as revenue.
Collier Park Village	80,630	77,040	4%	U	808,140	818,411	1%	F	Full year maint fees & rental income slightly ahead of budget.
Collier Park Hostel	160,110	175,320	9%	F	1,755,500	1,904,198	8%	F	Comm subsidy was well ahead of expectation due to more appropriate mix of resident frailty.
Preventative Services Rev.	0	5,809		F	53,500	61,697	15%	F	Higher than anticipated food safety registration fees.

**SCHEDULE OF SIGNIFICANT VARIANCES**

Departmental Area	Month Budget	Month Actual	Month Var %	F U	YTD Budget	YTD Actual	YTD Var %	F U	Comment on Variances disclosed
City Env Contributions	23,100	(18,290)	-	F	390,000	40,899	5%	F	Monies previously recognised as contributions now not being provided as expected.
Road Grants	0	117,078		F	282,000	383,078	36%	F	Receipt in advance of Q1 2012 grant revenue.
Asset Control Rev - Eng Infra	28,000	20,146	28%	U	75,490	69,266	8%	U	Less than expected sale proceeds for vehicle.
Eng Infra Contributions	0	0	0%	F	80,000	105,349	32%	F	More than anticipated contribution from MRD towards drain GPT cleans - offset by higher costs.
Waste Management	11,500	14,820	29%	F	4,074,270	4,089,678	0%	F	Better performance at Transfer Station and contribution by RRC to Transfer Station Project.
Collier Park Golf Course	159,250	124,137	22%	U	2,039,500	1,974,073	3%	U	Green fees were some 22% down for June due to inclement weather & course redevelopment.
<b><u>Expenditure</u></b>									
Corporate Support	47,070	46,859	0%	F	644,707	584,360	9%	F	Savings on salaries (leave), consultants and executive training.
HR Admin (after allocations outwards)	6,310	24,607	318%	U	216,650	232,283	7%	F	Savings on salaries due to vacancies offset by a reduced allocation outwards.
Governance Admin	34,974	40,365	15%	U	391,123	374,806	5%	U	Additional consultancy costs (Dog Law) plus \$23K carrying cost for storm damaged vehicle disposed of.
City Communications	48,235	51,630	7%	U	434,455	419,262	3%	F	Monthly variance reflects higher vehicle carrying cost at disposal.
Rangers	79,611	80,698	1%	U	969,201	954,972	1%	F	Much lesser allocation for doubtful debts and FER costs required.
Financial Services (after allocations outwards)	231,412	141,341	39%	F	1,314,614	1,212,524	8%	F	Savings against budget on audit fees, depreciation and interest expense due to later timing of borrowings.
Information Services (after allocations outwards)	104,156	133,244	28%	U	605,363	572,645	5%	F	Savings on consultancy fees and depreciation.
Customer Focus Team	15,465	18,348	19%	U	193,965	186,174	4%	F	Variances in salaries & allocation out largely offset each other.
Library Services	192,001	267,435	39%	U	2,072,694	2,104,543	2%	F	Unfavourable monthly variance relates to reversal of timing difference on Civic Library building depreciation. Higher than budgeted staff costs and timing difference on book purchases.

**SCHEDULE OF SIGNIFICANT VARIANCES**

Departmental Area	Month Budget	Month Actual	Month Var %	F U	YTD Budget	YTD Actual	YTD Var %	F U	Comment on Variances disclosed
Planning Services	100,471	102,774	2%	U	1,385,140	1,360,135	2%	F	Offsetting variances between consultants and salaries as work on housing strategy is being done in house.
Building Services	46,292	44,367	4%	F	584,082	539,705	8%	F	Salary savings partly offset by extra consultants cost.
Major Events Expense	0	16,650	-	U	750,000	775,853	3%	U	Costs relating to additional event revenue.
Civic Functions	26,205	40,421	54%	U	139,000	146,632	5%	F	Several small unfavourable variances - largest is Youth Events.
Fiesta Expenses	1,143	1,489	30%	U	263,683	236,709	10%	F	Lesser event staging costs than was budgeted.
Safer City Program	4,791	6,241	30%	U	93,873	58,885	37%	F	Program objectives met with lesser direct labour allocation.
Halls & Public Buildings	28,378	75,435	166%	U	383,933	335,955	12%	F	Unfavourable monthly variance relates to reversal of timing difference on Community Centre depreciation.
Collier Park Village	113,285	131,617	16%	U	1,411,502	1,450,460	3%	U	Close to budget overall but with offsetting variances in salaries, electricity use and gardens maintenance.
Collier Park Hostel	143,735	166,409	16%	U	1,786,609	1,826,862	2%	U	Higher than budgeted salary costs plus additional unbudgeted costs associated with hostel accreditation.
Health Services	40,704	35,384	13%	F	505,455	471,108	7%	F	Savings from salaries budget.
Infrastructure Admin Support (after allocations outwards)	21,812	7,958	64%	F	262,053	246,220	6%	F	Monthly variance reflects the transfer of staff costs incorrectly attributed to Design Office & City Environment.
Reserve & Park Maint.	285,672	278,834	2%	F	3,185,377	3,187,561	0%	U	Full year program completed on budget.
Grounds Maintenance	24,050	14,209	41%	F	222,000	197,364	11%	F	Small favourable variances at several different locations.
Streetscape Maintenance	121,000	149,975	24%	U	1,500,000	1,555,404	4%	U	Overspend on street tree maintenance partly offset by lesser costs for drainage sump & ROW maintenance.
Environmental Services	21,193	39,540	87%	U	379,208	426,324	12%	U	Earmarked for closer budget scrutiny in new year.
Plant Nursery	13,967	17,373	24%	U	166,362	194,344	17%	U	Additional costs incurred in increasing value of nursery stock.

**SCHEDULE OF SIGNIFICANT VARIANCES**

Departmental Area	Month Budget	Month Actual	Month Var %	F U	YTD Budget	YTD Actual	YTD Var %	F U	Comment on Variances disclosed
City Env - Overheads	51,208	23,196	55%	F	463,996	522,070	13%	U	YTD variance reflects higher than expected sick leave, unplanned vehicle repair costs and the unbudgeted non cash carrying cost of a vehicle disposed of.
Building Maintenance (Var)	69,243	160,645	132%	U	862,498	885,298	3%	U	Offsetting variances at several locations - additional maintenance cost for sporting pavilions and Operations Centre.
Design Office Overheads (after allocations outwards)	17,831	23,705	33%	U	242,635	213,511	12%	F	Significantly lesser allocation from directorate support due to vacant staff positions.
Roads, Paths & Drains	184,415	264,484	43%	U	2,187,500	2,223,614	2%	U	Reversal of previously noted timing difference on road, drainage and sump maintenance.
Fleet Operations	40,915	56,020	37%	U	479,334	583,109	22%	U	This area remains problematic. Whilst actual costs were only 2% over budget, recoveries were some 10% under budget. It was decided to quarantine the impact in the one area rather than to re-distribute it across various cost centres using the plant..
Eng Infra Overheads	68,736	55,645	19%	F	642,258	679,905	6%	U	Recovery against jobs was slightly less than anticipated.
Waste Management	405,137	392,834	3%	F	4,901,712	4,875,080	1%	F	Several small offsetting variances and one larger one relating to repairs to transfer station bulk bins not charged to this account.
Collier Park Golf Course	119,583	114,957	4%	F	1,681,073	1,622,199	4%	F	Numerous small favourable variances - most not individually significant other than saving on salaries from vacant position.
<b><u>Capital Revenue</u></b>									
Building Project Grants	0	0	-	F	1,000,000	1,000,000	0%	F	Funding for building projects is right on budget expectations. (All grant funding is received in full)
Collier Park Village	0	159,887		F	475,000	641,637	1%	F	Refurbishment levies and lease premium revenue from extra unit plus greater than expected extra refurbishment levies. It should be noted that these will be required for future unit refurbishments in upcoming years.
City Env Contributions	0	451,546	-	F	454,000	780,479	72%	F	SWT & MRD contributions to river bank projects received in this year although work can not be done until next year. Funds will need to be carried forward to 2011/2012.
Roads Paths & Drains Rev.	77,488	62,268	20%	U	836,758	784,218	6%	U	Lesser amount of roads capital revenue than anticipated.

**SCHEDULE OF SIGNIFICANT VARIANCES**

Departmental Area	Month Budget	Month Actual	Month Var %	F U	YTD Budget	YTD Actual	YTD Var %	F U	Comment on Variances disclosed
City Environment	0	24,647		F	454,000	805,126	77%	F	City received \$350K of capital grant from SWT very late in the year - too late to make budget adjustment. Capital expenditure reflects a similar unbudgeted over-spend.
Building Works Contribution	0	36,184		F	91,000	132,800	46%	F	Receipt of final unbudgeted recovery for building damage from March 2010 storms.
<b><u>Capital Expenditure</u></b>									
Admin Projects	0	366,658		U	6,497,000	6,687,771	3%	U	Classification of building costs for accounting capitalisation purposes resulting in apparent 'under spend' on furnishings and technology but apparent 'overspend' in building capital line. Overall, project was within 1.4% of budget.
Information Technology	115,000	109,854	4%	F	734,000	719,433	2%	F	Program completed with telephone system upgrade invoiced in June. Good result against budget especially considering scope . increases on some projects.
Library Capital	0	(39,775)		F	370,000	341,119	8%	F	Reflects savings and transfer of some costs to building line item.
Heritage Capital Expense	0	31,341	-	U	48,000	86,209	80%	U	More funds have been expended on Old Mill proposal than was budgeted for the current year.
Strategic Urban Planning	0	39,470	-	U	233,000	206,616	11%	F	Lesser budget required to complete 2010/2011 studies.
Comm Culture & Rec Capital	0	2,862	-	U	229,000	148,241	35%	F	Matching CSRFF funds not yet drawn down by community groups and savings on hall furnishings against budget allocation.
CPV Refurbishments	31,440	141,199		U	535,500	418,453	22%	F	Major capital expenditure on RCD devices and replacement appliances for CPH kitchen was later in year than budget timing. Also less refurbishment expense than anticipated for year to date.
Collier Park Golf Course	15,000	303,904		U	687,000	983,212	43%	U	Timing of invoices relating to Island 9 upgrade has pushed a greater proportion of project costs into this year - should be less expended in new year. Additional amount will be recovered from the CPGC Reserve in September.
Roads, Paths & Drains	0	310,208		U	3,386,101	2,953,091	13%	F	Program 87% complete at year end - some incomplete works to be carried forward to 2011/2012 year.



**SCHEDULE OF SIGNIFICANT VARIANCES**

Departmental Area	Month Budget	Month Actual	Month Var %	F U	YTD Budget	YTD Actual	YTD Var %	F U	Comment on Variances disclosed
Traffic Management	40,000	27,401	31%	F	375,000	202,815	46%	F	Incomplete works will need be carried forward into the new financial year.
City Environment	45,000	281,310		U	2,306,500	2,176,790	6%	F	Program 87% complete at year end - some incomplete works to be carried forward to 2011/2012 year.
Recoverable Works	0	310,770		U	209,500	608,078	190%	U	City received \$350K of capital grant from SWT very late in the year - too late to make budget adjustment. Capital expenditure reflects spending associated with the grant - hence it is also unbudgeted.
Building Management	30,000	171,048		U	527,000	449,664	15%	F	Program 85% complete at year end - some incomplete works to be carried forward to 2011/2012 year.
Waste Management	5,000	68,806	-	U	245,000	386,500	58%	U	Timing of invoices relating to Transfer Station upgrade pushed a greater proportion of project costs into this year - should be less expended in new year. Additional amount will be recovered from the Waste Mgt Reserve in September.
Fleet Management	250,000	267,647	7%	U	1,249,860	1,235,262	1%	F	Program successfully completed on budget.
UGP Project	420,000	652,333	55%	U	800,000	822,960	3%	U	Progress claims and sundry costs associated with Stage 4.

**CITY OF SOUTH PERTH  
SUMMARY OF BUDGET MOVEMENTS 2010/2011**

Attachment 10.6.4 (6) (A)

Key Responsibility Areas	2009/2010 Amended	2010/2011		Variance		Budget Adjustment Details
		Adopted	Amended	F/U	%	
<b>REVENUE</b>						
<b>Chief Executive's Office</b>						
City Administration	27,250	23,000	23,000		0%	Reconciliation Schedule Items marked R1
Human Resources Admin Revenue	0	17,000	17,000		0%	Reconciliation Schedule Items marked R2
Communication	0	0	0			Reconciliation Schedule Items marked R3
Governance	29,000	0	32,275	✓		Reconciliation Schedule Items marked R4
Ranger Services	1,005,000	1,033,500	1,058,500	✓	2%	Reconciliation Schedule Items marked R18
<b>Total Operating Revenue - Chief Executive's Office</b>	<b>1,061,250</b>	<b>1,073,500</b>	<b>1,130,775</b>	✓	5%	
<b>Directorate - Financial Services</b>						
Administration	0	23,000	23,000		0%	Reconciliation Schedule Items marked R10
Financial Services	2,771,350	3,182,005	3,367,005	✓	6%	Reconciliation Schedule Items marked R11
Rating Activities	22,646,399	24,118,560	24,124,560	✓	0%	Reconciliation Schedule Items marked R33
Property Management	425,628	342,500	367,500	✓	7%	Reconciliation Schedule Items marked R12
Information Technology	0	0	0			Reconciliation Schedule Items marked R13
Customer Services Admin Revenue	0	0	0			Reconciliation Schedule Items marked R14
Library & Heritage Services	15,750	16,000	16,000		0%	Reconciliation Schedule Items marked R6
<b>Total Operating Revenue - Dir Financial Services</b>	<b>25,859,127</b>	<b>27,682,065</b>	<b>27,898,065</b>	✓	1%	
<b>Directorate - Development &amp; Community Services</b>						
Administration	25,000	0	25,000	✓		Reconciliation Schedule Items marked R15
Health	57,500	52,000	76,250	✓	47%	Reconciliation Schedule Items marked R16
Planning	487,200	524,000	560,250	✓	7%	Reconciliation Schedule Items marked R19
Building Services	586,500	580,000	710,500	✓	23%	Reconciliation Schedule Items marked R20
Community Culture & Recreation	760,000	795,000	861,000	✓	8%	Reconciliation Schedule Items marked R5
Collier Park Village	743,170	774,640	812,140	✓	5%	Reconciliation Schedule Items marked R7
Collier Park Hostel	1,362,000	1,371,500	1,755,500	✓	28%	Reconciliation Schedule Items marked R8
<b>Total Operating Revenue - Dir Strategic Develop</b>	<b>4,021,370</b>	<b>4,097,140</b>	<b>4,800,640</b>	✓	17%	
<b>TOTAL ADMINISTRATION OPERATING REVENUE</b>	<b>30,941,747</b>	<b>32,852,705</b>	<b>33,829,480</b>	✓	3%	

**CITY OF SOUTH PERTH  
SUMMARY OF BUDGET MOVEMENTS 2010/2011**

Attachment 10.6.4 (6) (A)

Key Responsibility Areas	2009/2010 Amended	2010/2011		Variance		Budget Adjustment Details
		Adopted	Amended	F/U	%	
<b>REVENUE</b>						
<b>Infrastructure Support</b>						
Administration Revenue	29,000	22,000	22,000		0%	Reconciliation Schedule Items marked R21
<b>Total Operating Revenue - Infrastructure Support</b>	<b>29,000</b>	<b>22,000</b>	<b>22,000</b>		0%	
<b>City Environment</b>						
Contributions	217,500	212,500	390,000	✓	84%	Reconciliation Schedule Items marked R22
Nursery Revenue	125,000	100,000	150,000	✓	50%	Reconciliation Schedule Items marked R23
Asset Control Revenue	101,280	125,090	125,090		0%	Reconciliation Schedule Items marked R24
Environmental Services Revenue	3,500	3,500	3,500		0%	Reconciliation Schedule Items marked R25
<b>Total Operating Revenue - City Environment</b>	<b>447,280</b>	<b>441,090</b>	<b>668,590</b>	✓	52%	
<b>Golf Course</b>						
Collier Park Golf Course	2,079,600	2,169,500	2,039,500	✗	(6%)	Reconciliation Schedule Items marked R9
<b>Total Operating Revenue - Golf Course</b>	<b>2,079,600</b>	<b>2,169,500</b>	<b>2,039,500</b>	✗	(6%)	
<b>Engineering Infrastructure</b>						
Design Office Revenue	0	16,000	16,000		0%	Reconciliation Schedule Items marked R26
Construction & Maintenance						
Road Grants	372,000	267,000	282,000	✓	6%	Reconciliation Schedule Items marked R27
Contributions to Works	202,000	92,500	80,000	✗	(14%)	Reconciliation Schedule Items marked R28
Reinstatement Revenue	0	8,000	8,000		0%	Reconciliation Schedule Items marked R29
Crossover Revenue	0	0	0			Reconciliation Schedule Items marked R30
Asset Control Revenue	65,450	61,490	75,490	✓	23%	Reconciliation Schedule Items marked R31
Other Revenue	17,750	4,000	4,000		0%	Reconciliation Schedule Items marked R32
Waste Management	4,749,600	4,915,550	4,953,050	✓	1%	Reconciliation Schedule Items marked R17
<b>Total Operating Revenue - Engineer Infrastructure</b>	<b>5,406,800</b>	<b>5,364,540</b>	<b>5,418,540</b>	✓	1%	
<b>TOTAL INFRASTRUCTURE SERVICES OP REVENUE</b>	<b>7,962,680</b>	<b>7,997,130</b>	<b>8,148,630</b>	✓	2%	
<b>TOTAL OPERATING REVENUE</b>	<b>38,904,427</b>	<b>40,849,835</b>	<b>41,978,110</b>	✓	3%	

**CITY OF SOUTH PERTH  
SUMMARY OF BUDGET MOVEMENTS 2010/2011**

Attachment 10.6.4 (6) (A)

Key Responsibility Areas	2009/2010 Amended	2010/2011		Variance		Budget Adjustment Details	
		Adopted	Amended	F/U	%		
<b>EXPENDITURE</b>							
<b>Chief Executive's Office</b>							
City Administration	916,411	719,873	729,450	x	1%	Reconciliation Schedule Items marked	E1
Human Resources Administration (after allocation)	89,843	171,055	216,650	x	27%	Reconciliation Schedule Items marked	E2
Governance Admin	72,393	359,044	391,123	x	9%	Reconciliation Schedule Items marked	E3
Elected Members	920,978	879,524	926,524	x	5%	Reconciliation Schedule Items marked	E4
City Communications	320,598	354,061	375,321	x	6%	Reconciliation Schedule Items marked	E5
Publications	74,000	82,000	86,000	x	5%	Reconciliation Schedule Items marked	E6
Ranger Services	1,001,306	927,231	969,201	x	5%	Reconciliation Schedule Items marked	E28
<b>Total Operating Expense - Chief Executive's Office</b>	<b>3,395,529</b>	<b>3,492,788</b>	<b>3,694,269</b>	<b>x</b>	<b>6%</b>		
<b>Director Financial Services</b>							
Administration (after allocations out))	168,100	184,493	185,493	x	1%	Reconciliation Schedule Items marked	E18
Financial Services (after allocations outwards)	880,122	1,138,129	992,221	✓	(13%)	Reconciliation Schedule Items marked	E19
Property Management	119,828	113,900	126,900	x	11%	Reconciliation Schedule Items marked	E20
Information Technology (after allocations out)	502,406	594,786	605,363	x	2%	Reconciliation Schedule Items marked	E21
Customer Services Team	140,390	181,960	193,965	x	7%	Reconciliation Schedule Items marked	E22
Library Services	2,015,709	1,871,073	2,040,694	x	9%	Reconciliation Schedule Items marked	E13
<b>Total Operating Expense - Dir Financial Services</b>	<b>3,826,555</b>	<b>4,084,341</b>	<b>4,144,636</b>	<b>x</b>	<b>1%</b>		
<b>Directorate - Planning &amp; Community Services</b>							
Administration	254,454	196,509	220,733	x	12%	Reconciliation Schedule Items marked	E23
Planning	1,141,062	1,301,236	1,385,140	x	6%	Reconciliation Schedule Items marked	E24
Building Services	524,890	567,002	584,082	x	3%	Reconciliation Schedule Items marked	E25
Health	501,607	489,879	505,455	x	3%	Reconciliation Schedule Items marked	E26
Community Culture & Recreation Admin	797,741	953,057	962,138	x	1%	Reconciliation Schedule Items marked	E7
Cultural Activities	1,137,938	1,392,506	1,393,506	x	0%	Reconciliation Schedule Items marked	E8
Safer City Program	77,598	92,871	93,873	x	1%	Reconciliation Schedule Items marked	E9
Senior Citizens	332,694	369,040	378,040	x	2%	Reconciliation Schedule Items marked	E10
Recreation	505,223	571,399	572,718	x	0%	Reconciliation Schedule Items marked	E11
Halls & Public Buildings	655,850	358,183	383,933	x	7%	Reconciliation Schedule Items marked	E12
Collier Park Village	1,266,674	1,317,120	1,411,502	x	7%	Reconciliation Schedule Items marked	E14
Collier Park Hostel	1,668,111	1,693,795	1,786,609	x	5%	Reconciliation Schedule Items marked	E15

**CITY OF SOUTH PERTH  
SUMMARY OF BUDGET MOVEMENTS 2010/2011**

Attachment 10.6.4 (6) (A)

Key Responsibility Areas	2009/2010 Amended	2010/2011		Variance		Budget Adjustment Details
		Adopted	Amended	F/U	%	
Collier Park Community Centre	2,250	1,250	1,250		0%	Reconciliation Schedule Items marked E16
<b>Total Operating Expense - Dir Planning &amp; Comm</b>	<b>8,866,092</b>	<b>9,303,847</b>	<b>9,678,979</b>	x	4%	
<b>TOTAL ADMINISTRATION OPERATING EXPENDITURE</b>	<b>16,088,176</b>	<b>16,880,976</b>	<b>17,517,884</b>	x	4%	
<b>Infrastructure Support &amp; Administration</b>						
Governance Cost (after allocations outwards)	157,386	256,732	262,053	x	2%	Reconciliation Schedule Items marked E29
<b>Total Operating Expense - Infrastructure Support</b>	<b>157,386</b>	<b>256,732</b>	<b>262,053</b>	x	2%	
<b>City Environment</b>						
Reserves & Parks Maintenance	2,967,676	3,147,877	3,185,377	x	1%	Reconciliation Schedule Items marked E30
Miscellaneous Parks Programmes	45,000	40,000	40,000		0%	Reconciliation Schedule Items marked E31
Grounds Maintenance	235,000	217,000	222,000	x	2%	Reconciliation Schedule Items marked E32
Streetscape Maintenance	1,533,000	1,500,000	1,500,000		0%	Reconciliation Schedule Items marked E33
Environmental Services	356,415	379,208	379,208		0%	Reconciliation Schedule Items marked E34
Plant Nursery	159,316	166,362	166,362		0%	Reconciliation Schedule Items marked E35
Overheads	430,533	449,998	463,996	x	3%	Reconciliation Schedule Items marked E36
Asset Holding Costs	775,000	800,000	840,000	x	5%	Reconciliation Schedule Items marked E37
Building Maintenance	435,624	450,635	433,135	✓	(4%)	Reconciliation Schedule Items marked E38
Reserve Building Maintenance & Operations	88,750	87,700	87,700		0%	Reconciliation Schedule Items marked E39
Public Convenience Maintenance & Operations	162,000	184,000	184,000		0%	Reconciliation Schedule Items marked E40
Depot Maintenance	130,435	142,663	137,663	✓	(4%)	Reconciliation Schedule Items marked E41
Jetty Maintenance	20,000	20,000	20,000		0%	Reconciliation Schedule Items marked E42
<b>Total Operating Expense - City Environment</b>	<b>7,338,749</b>	<b>7,585,443</b>	<b>7,659,441</b>	x	1%	
<b>Golf Course</b>						
Collier Park Golf Course	1,577,185	1,677,808	1,681,073	x	0%	Reconciliation Schedule Items marked E17
<b>Total Operating Expense - City Environment</b>	<b>1,577,185</b>	<b>1,677,808</b>	<b>1,681,073</b>			

**CITY OF SOUTH PERTH  
SUMMARY OF BUDGET MOVEMENTS 2010/2011**

Attachment 10.6.4 (6) (A)

Key Responsibility Areas	2009/2010 Amended	2010/2011		Variance		Budget Adjustment Details
		Adopted	Amended	F/U	%	
<b>Engineering Infrastructure</b>						
Design Office Overheads (after allocations outwards)	274,350	230,226	242,635	x	5%	Reconciliation Schedule Items marked E43
<b>Sub Total - Design Office</b>	<b>274,350</b>	<b>230,226</b>	<b>242,635</b>	<b>x</b>	<b>5%</b>	
<b>Construction &amp; Maintenance</b>						
Reinstatements	14,000	21,000	21,000		0%	Reconciliation Schedule Items marked E44
Crossovers	45,000	50,000	32,500	✓	(35%)	Reconciliation Schedule Items marked E45
Asset Control	3,917,000	4,125,000	4,285,000	x	4%	Reconciliation Schedule Items marked E46
Roads Footpaths & Drains	2,034,000	2,127,500	2,187,500	x	3%	Reconciliation Schedule Items marked E47
Fleet Operations	441,843	409,335	479,335	x	17%	Reconciliation Schedule Items marked E48
Overheads	594,185	637,530	642,258	x	1%	Reconciliation Schedule Items marked E49
Waste Management	4,808,475	4,941,712	4,901,712	✓	(1%)	Reconciliation Schedule Items marked E27
<b>Total Operating Expense - Engineer Infrastructure</b>	<b>12,128,853</b>	<b>12,542,303</b>	<b>12,791,940</b>	<b>x</b>	<b>2%</b>	
<b>TOTAL OPERATING EXPENSE - INFRASTRUCTURE</b>	<b>21,202,173</b>	<b>22,062,286</b>	<b>22,394,507</b>	<b>x</b>	<b>2%</b>	
<b>TOTAL OPERATING EXPENDITURE</b>	<b>37,290,349</b>	<b>38,943,262</b>	<b>39,912,391</b>	<b>x</b>	<b>2%</b>	
<b>CAPITAL REVENUE</b>						
<b>Directorate - Financial &amp; Information Services</b>						
Capital Revenue	2,500,000	1,000,000	1,000,000		0%	Reconciliation Schedule Items marked CR1
<b>Total Revenue - Dir Finance &amp; Information Services</b>	<b>2,500,000</b>	<b>1,000,000</b>	<b>1,000,000</b>			
<b>Directorate - Planning &amp; Community Services</b>						
Capital Revenue	270,000	3,500,000	0	x	(100%)	Reconciliation Schedule Items marked CR5
Collier Park Village	480,000	475,000	475,000		0%	Reconciliation Schedule Items marked CR3
<b>Total Revenue - Dir Strategic &amp; Regulatory Services</b>	<b>750,000</b>	<b>3,975,000</b>	<b>475,000</b>	<b>x</b>		
<b>Directorate - Infrastructure Services</b>						
Roads, Drains & Streets	1,076,848	1,226,582	836,758	x	(32%)	Reconciliation Schedule Items marked CR6
Traffic Management	0					Reconciliation Schedule Items marked CR7
City Environment	377,500	140,000	454,000	✓	224%	Reconciliation Schedule Items marked CR8
Building Management	256,000	20,000	91,000	✓	355%	Reconciliation Schedule Items marked CR9
Underground Power	275,000	0	20,000	✓		Reconciliation Schedule Items marked CR10
<b>Total Revenue - Dir Infrastructure Services</b>	<b>1,985,348</b>	<b>1,386,582</b>	<b>1,401,758</b>	<b>✓</b>	<b>1%</b>	
<b>TOTAL CAPITAL REVENUE</b>	<b>5,235,348</b>	<b>6,361,582</b>	<b>2,876,758</b>	<b>x</b>	<b>(55%)</b>	

CITY OF SOUTH PERTH  
SUMMARY OF BUDGET MOVEMENTS 2010/2011

Attachment 10.6.4 (6) (A)

Key Responsibility Areas	2009/2010 Amended	2010/2011		Variance		Budget Adjustment Details
		Adopted	Amended	F/U	%	
<b>CAPITAL EXPENDITURE</b>						
<b>Chief Executive's Office</b>						
Administration Building	7,130,000	4,305,000	6,447,000	x	50%	Reconciliation Schedule Items marked CX1
Parking Management	0	0	30,000	x		Reconciliation Schedule Items marked CX2
<b>Total Expense - Chief Executive's Office</b>	<b>7,130,000</b>	<b>4,305,000</b>	<b>6,477,000</b>	<b>x</b>	<b>50%</b>	
<b>Directorate - Financial Services</b>						
Information Technology	530,000	750,000	734,000		(2%)	Reconciliation Schedule Items marked CX3
Financial Services	25,000	0	0			Reconciliation Schedule Items marked CX4
Library & Heritage Services	100,000	350,000	418,000	x	19%	Reconciliation Schedule Items marked CX6
<b>Total Expense - Dir Financial Services</b>	<b>655,000</b>	<b>1,100,000</b>	<b>1,152,000</b>	<b>x</b>	<b>5%</b>	
<b>Directorate - Planning &amp; Community Services</b>						
Strategic Urban Planning	170,000	276,500	233,000	✓	(16%)	Reconciliation Schedule Items marked CX27
Health & Building Regulatory	0	0	3,600	x		Reconciliation Schedule Items marked CX28
Ranger Services	0	0	0			Reconciliation Schedule Items marked CX10
Community, Culture & Recreation	144,000	589,000	279,000	✓	(53%)	Reconciliation Schedule Items marked CX5
Collier Park Retirement Complex	496,350	477,500	535,500	x	12%	Reconciliation Schedule Items marked CX8
<b>Total Expense - Strategic &amp; Regulatory</b>	<b>810,350</b>	<b>1,343,000</b>	<b>1,051,100</b>	<b>✓</b>	<b>(22%)</b>	
<b>Unclassified Capital</b>						
General Capital Expense	0	0	0			Reconciliation Schedule Items marked CX11
<b>Total Expense - Unclassified Capital</b>	<b>0</b>	<b>0</b>	<b>0</b>			
<b>Directorate - Infrastructure Services</b>						
Roads, Drains & Streets						
Roadworks	1,433,577	1,818,925	1,509,440	✓	(17%)	Reconciliation Schedule Items marked CX12
Drainage	199,000	475,000	704,661	x	48%	Reconciliation Schedule Items marked CX13
Paths	1,616,000	650,000	865,000	x	33%	Reconciliation Schedule Items marked CX14
Other	129,613	342,000	307,000	✓	(10%)	Reconciliation Schedule Items marked CX15
<b>Total Exp - Roads, Drains &amp; Streets</b>	<b>3,378,190</b>	<b>3,285,925</b>	<b>3,386,101</b>	<b>x</b>		
Traffic Management	614,500	635,000	375,000	✓	(41%)	Reconciliation Schedule Items marked CX16
Waste Management	120,000	400,000	245,000	✓	(39%)	Reconciliation Schedule Items marked CX9

**CITY OF SOUTH PERTH  
SUMMARY OF BUDGET MOVEMENTS 2010/2011**

Attachment 10.6.4 (6) (A)

Key Responsibility Areas	2009/2010 Amended	2010/2011		Variance		Budget Adjustment Details
		Adopted	Amended	F/U	%	
City Environment						
Streetscape Projects	149,000	500,000	344,000		(31%)	Reconciliation Schedule Items marked CX17
Park Development	690,000	625,000	552,000		(12%)	Reconciliation Schedule Items marked CX18
Street & Reserve Lighting	150,000	170,000	132,000		(22%)	Reconciliation Schedule Items marked CX19
Environmental Projects	1,315,000	305,000	1,081,000		254%	Reconciliation Schedule Items marked CX20
Sustainability	70,000	120,000	75,000		(38%)	Reconciliation Schedule Items marked CX26
Other Projects	404,000	500,000	122,500		(76%)	Reconciliation Schedule Items marked CX21
<b>Total Capital Expense - City Environment</b>	<b>2,778,000</b>	<b>2,220,000</b>	<b>2,306,500</b>			
Collier Park Golf Course	418,200	537,000	687,000	x	28%	Reconciliation Schedule Items marked CX7
Recoverable Works	266,500	0	209,500			Reconciliation Schedule Items marked CX22
Building Management	983,500	520,000	527,000		1%	Reconciliation Schedule Items marked CX23
Fleet Management	923,800	1,249,860	1,249,860		0%	Reconciliation Schedule Items marked CX24
Underground Power Project	90,000	0	800,000	x		Reconciliation Schedule Items marked CX25
<b>Total Expense - Dir Infrastructure Services</b>	<b>9,572,690</b>	<b>8,847,785</b>	<b>9,785,961</b>	x	11%	
<b>TOTAL CAPITAL EXPENDITURE</b>	<b>18,168,040</b>	<b>15,595,785</b>	<b>18,466,061</b>	x	18%	



2010/2011 BUDGET RECONCILIATION SCHEDULE - SHOWING MOVEMENTS BETWEEN ADOPTED AND AMENDED BUDGET

Attachment 10.6.4 (6)(B)

Account No	Account Details	Fund	Month Approved	Agenda Item No	Adjustment Amount	Line Total Affected	Budget Impact
	<b>Budget Position as estimated at adoption</b> (Including Carry Forward Funds)						<b>4,149,265</b>
8750.5831	Library & Community Facility	Muni	Sep-10	10.6.5	1,975,000	CX1	(1,975,000)
8840-42.5831	Library Furnishings	Muni	Sep-10	10.6.5	370,000	CX6	(370,000)
8702.5831	Minor Office Refurbishment	Muni	Sep-10	10.6.5	30,000	CX1	(30,000)
8715.5831	Office Furniture / Equipment	Muni	Sep-10	10.6.5	25,000	CX1	(25,000)
8705.5831	Electrical Equipment	Muni	Sep-10	10.6.5	20,000	CX3	(20,000)
8912.5831	Heritage Tram	Muni	Sep-10	10.6.5	33,000	CX6	(33,000)
8930.5831	Precinct Studies	Muni	Sep-10	10.6.5	121,500	CX27	(121,500)
8831.5831	Public Art - Library	Muni	Sep-10	10.6.5	50,000	CX5	(50,000)
7254.4719	Integrated Transport Plan	Muni	Sep-10	10.6.5	20,000	CX16	(20,000)
5433.1500.30	South Terrace (Murray - Douglas)	Muni	Sep-10	10.6.5	120,000	CX12	(120,000)
5450.1500.30	Canning Highway / Henley St	Muni	Sep-10	10.6.5	60,000	CX12	(60,000)
5452.1500.30	SJMP Foreshore Path	Muni	Sep-10	10.6.5	141,000	CX14	(141,000)
5453.1500.30	Sulman Ave Path	Muni	Sep-10	10.6.5	38,000	CX14	(38,000)
7126.1500.30	Baldwin St Traffic Management	Muni	Sep-10	10.6.5	60,000	CX16	(60,000)
5036.1500.30	Walanna Drive Underpass	Muni	Sep-10	10.6.5	56,000	CX14	(56,000)
5425.1500.30	Labouchere Rd	Muni	Sep-10	10.6.5	25,000	CX16	(25,000)
7106.1500.30	South Terrace (Coode - Labouchere)	Muni	Sep-10	10.6.5	24,000	CX16	(24,000)
7128.1500.30	Angelo St - Anstey St Zebra Crossing	Muni	Sep-10	10.6.5	24,000	CX16	(24,000)
6194.2500.30	Leane Way - Mill Pt Rd	Muni	Sep-10	10.6.5	34,000	CX17	(34,000)
6227.2500.30	Monash Ave Brick Paving	Muni	Sep-10	10.6.5	14,000	CX17	(14,000)
6224.1500.30	SJMP Promenade Reinstatement Works	Muni	Sep-10	10.6.5	14,000	CX21	(14,000)
6219.1500.30	SJMP Lighting Project	Muni	Sep-10	10.6.5	22,000	CX19	(22,000)
6225.2500.30	SJMP Ceremonial Area	Muni	Sep-10	10.6.5	260,000	CX21	(260,000)
8951.5831	Foreshore Bins	Muni	Sep-10	10.6.5	45,000	CX9	(45,000)
6226.2500.30	Rivetment Wall	Muni	Sep-10	10.6.5	353,000	CX20	(353,000)
5441.1500.30	Residual Projects	Muni	Sep-10	10.6.5	10,000	CX12	(10,000)
7124.1500.30	Residual Projects	Muni	Sep-10	10.6.5	5,000	CX15	(5,000)
5357.1500.30	Residual Projects	Muni	Sep-10	10.6.5	10,000	CX18	(10,000)
6230.2519.30	Residual Projects	Muni	Sep-10	10.6.5	10,000	CX20	(10,000)
6206.2500.30	Residual Projects	Muni	Sep-10	10.6.5	10,000	CX14	(10,000)
8092.6519.30	Residual Projects	Muni	Sep-10	10.6.5	10,000	CX23	(10,000)
8703.5831	Residual Projects	Muni	Sep-10	10.6.5	10,500	CX3	(10,500)
	<b>Balance @ Month End</b>						<b>149,265</b>

2010/2011 BUDGET RECONCILIATION SCHEDULE - SHOWING MOVEMENTS BETWEEN ADOPTED AND AMENDED BUDGET

Attachment 10.6.4 (6)(B)

Account No	Account Details	Fund	Month Approved	Agenda Item No	Adjustment Amount	Line Total Affected	Budget Impact
1050.1815	Civic Centre Advertising	Muni	Oct	10.6.5	5,000	E1	(5,000)
1050.2840	Civic Centre Misc	Muni	Oct	10.6.5	(3,000)	E1	3,000
1206.1980	Recruitment Advertising	Muni	Oct	10.6.5	25,000	E2	(25,000)
0205.4705	Election Expenses	Muni	Oct	10.6.5	15,000	E4	(15,000)
2132.2820	Customer Survey	Muni	Oct	10.6.5	7,500	E4	(7,500)
2132.2840	Communications Misc	Muni	Oct	10.6.5	(7,500)	E4	7,500
2233.0409	Meter Parking Revenue	Muni	Oct	10.6.5	(40,000)	R18	40,000
2233.0412	Infringements Revenue	Muni	Oct	10.6.5	50,000	R18	(50,000)
2233.0417	Recoup Infringement Costs	Muni	Oct	10.6.5	(10,000)	R18	10,000
2234.2886	FER Court Costs	Muni	Oct	10.6.5	10,000	E28	(10,000)
1103.0003	Minimum Rates Revenue	Muni	Oct	10.6.5	(30,000)	R33	30,000
1103.0011	Rates - Pre Interest Revenue	Muni	Oct	10.6.5	(10,000)	R33	10,000
2006.2840	Customer Focus Misc	Muni	Oct	10.6.5	10,000	E22	(10,000)
2326.1855	Library AV Materials	Muni	Oct	10.6.5	7,000	E13	(7,000)
2326.1860	Library Book Stock - Adults	Muni	Oct	10.6.5	35,000	E13	(35,000)
2326.1868	Library Book Stock - Youth / Children	Muni	Oct	10.6.5	8,000	E13	(8,000)
3325.0468	Planning Application Fees Revenue	Muni	Oct	10.6.5	(40,000)	R19	40,000
3326.3835	Heritage Assessments	Muni	Oct	10.6.5	25,000	E24	(25,000)
3134.0456	Building License Revenue	Muni	Oct	10.6.5	(50,000)	R20	50,000
3213.0499	Food Premises Risk Based Assess	Muni	Oct	10.6.5	10,000	R16	(10,000)
2631.0357	Hall Hire - Moresby St Hall	Muni	Oct	10.6.5	(2,500)	R5	2,500
2651.0357	Hall Hire - Collins St Hall	Muni	Oct	10.6.5	(2,500)	R5	2,500
2632.3521	Moresby St Hall - Electricity	Muni	Oct	10.6.5	1,750	E12	(1,750)
2672.3622	EJ Hall - Cleaning	Muni	Oct	10.6.5	1,000	E12	(1,000)
3224.3901	Mosquito Control	Muni	Oct	10.6.5	8,000	E26	(8,000)
3236.2840	Noise Monitoring	Muni	Oct	10.6.5	2,500	E26	(2,500)
4034.0425	Street Tree Contributions	Muni	Oct	10.6.5	(10,000)	R22	10,000
4033.0421	Engineering Infrac Contributions	Muni	Oct	10.6.5	(15,000)	R28	15,000
5998.0421	City Environ Contributions	Muni	Oct	10.6.5	(16,000)	CR8	16,000
6999.7001.30	Recoverable Works - Street Trees	Muni	Oct	10.6.5	10,000	CX22	(10,000)
6999.7151.30	Recoverable Works - 115 Coode St	Muni	Oct	10.6.5	15,000	CX22	(15,000)
6999.7128.30	Recoverable Works - River Wall	Muni	Oct	10.6.5	16,000	CX22	(16,000)
4996.3521	Street Lighting	Muni	Oct	10.6.5	60,000	E47	(60,000)
5999.0106	Direct Road Grant	Muni	Oct	10.6.5	(55,000)	CR6	55,000

2010/2011 BUDGET RECONCILIATION SCHEDULE - SHOWING MOVEMENTS BETWEEN ADOPTED AND AMENDED BUDGET

Attachment 10.6.4 (6)(B)

Account No	Account Details	Fund	Month Approved	Agenda Item No	Adjustment Amount	Line Total Affected	Budget Impact
5998.0108	City Environ Grants	Muni	Oct	10.6.5	(195,000)	CR8	195,000
6209.2500.30	River Wall Works	Muni	Oct	10.6.5	195,000	CX20	(195,000)
5469.1500.30	Anketell St (Seventh Ave - George)	Muni	Oct	10.6.5	50,770	CX12	(50,770)
5999.0104	Road Grants	Muni	Oct	10.6.5	(50,770)	CR6	50,770
8113.4500.30	South Perth Snr Citizen Centre Air Cond	Muni	Oct	10.6.5	12,000	CX23	(12,000)
8100.4500.30	Challenger Pavillion	Muni	Oct	10.6.5	(30,000)	CX23	30,000
5994.0421	Building Contribution	Muni	Oct	10.6.5	12,000	CR9	(12,000)
8112.4500.30	Manning Snr Citizen Carpet	Muni	Oct	10.6.5	(12,500)	CX23	12,500
8114.4500.30	Hensman Tennis Club	Muni	Oct	10.6.5	(7,500)	CX23	7,500
8115.4500.30	Asbestos Register	Muni	Oct	10.6.5	50,000	CX23	(50,000)
4301.4500.30	Civic Centre Building Maintenance	Muni	Oct	10.6.5	8,000	E38	(8,000)
1208.1901	HR System Development	Muni	Oct	10.6.5	20,000	E19	(20,000)
2419.0201	CPV Maintenance Fees	Muni	Oct	10.6.5	20,000	R7	(20,000)
2419.0435	CPV Reserve Interest Reinvested	Muni	Oct	10.6.5	(15,000)	R7	15,000
2419.0499	CPV Rates Revenue	Muni	Oct	10.6.5	(5,000)	R7	5,000
8809.3725	Residual Current Devices	Muni	Oct	10.6.5	50,000	CX8	(50,000)
9923.7802	CPV Reserve Tsfr to Muni	Res	Oct	10.6.5	50,000	TRANS	0
1045.9923	Tsfr from CPV Reserve	Muni	Oct	10.6.5	(50,000)	TRANS	50,000
2520.0101	CPH Commonwealth Subsidy	Muni	Oct	10.6.5	(80,000)	R8	80,000
2520.0201	CPH Maintenance Fees	Muni	Oct	10.6.5	(25,000)	R8	25,000
8810.3718	Accreditation Fee	Muni	Oct	10.6.5	8,000	CX8	(8,000)
9908.7802	CPH Reserve Tsfr to Muni	Res	Oct	10.6.5	(97,000)	TRANS	0
1045.9908	Tsfr from CPH Reserve	Muni	Oct	10.6.5	97,000	TRANS	(97,000)
3421.0251	Rubbish Service Levies	Muni	Oct	10.6.5	(100,000)	R17	100,000
3451.0252	Recycling Charges	Muni	Oct	10.6.5	30,000	R17	(30,000)
3422.3933	RRC Membership Contribution	Muni	Oct	10.6.5	(20,000)	E27	20,000
4222.3941.30	Repair Tsfr Station Bulk Bins	Muni	Oct	10.6.5	30,000	E27	(30,000)
1044.9912	Tsfr to Waste Mgt Reserve	Muni	Oct	10.6.5	60,000	TRANS	(60,000)
9912.7801	Waste Mgt Reserve Tsfr from Muni	Res	Oct	10.6.5	(60,000)	TRANS	0
6209.2500.30	River Wall Works	Muni	Oct	10.6.5	200,000	CX20	(200,000)
9924.7802	River Wall Reserve Tsfr to Muni	Muni	Oct	10.6.5	200,000	TRANS	0
1045.9922	Tsfr from River Wall Reserve	Muni	Oct	10.6.5	(200,000)	TRANS	200,000
1006.5810	Photocopier Charges - Financial Services	Muni	Oct	10.6.5	(19,000)	E19	19,000
2326.5810	Photocopier Charges - Library Admin	Muni	Oct	10.6.5	3,600	E13	(3,600)
2331.5810	Photocopier Charges - Civic Library	Muni	Oct	10.6.5	8,000	E13	(8,000)

2010/2011 BUDGET RECONCILIATION SCHEDULE - SHOWING MOVEMENTS BETWEEN ADOPTED AND AMENDED BUDGET

Attachment 10.6.4 (6)(B)

Account No	Account Details	Fund	Month Approved	Agenda Item No	Adjustment Amount	Line Total Affected	Budget Impact
2331.5800	Photocopier Charges - Library Colour	Muni	Oct	10.6.5	(8,000)	E13	8,000
2341.5810	Photocopier Charges - Manning Library	Muni	Oct	10.6.5	6,000	E13	(6,000)
2521.5810	Photocopier Charges - CPH	Muni	Oct	10.6.5	(3,250)	E15	3,250
3326.5810	Photocopier Charges - Planning	Muni	Oct	10.6.5	2,375	E24	(2,375)
4028.5810	Photocopier Charges - Infrastructure Admin	Muni	Oct	10.6.5	1,240	E29	(1,240)
4030.5810	Photocopier Charges - Design Office	Muni	Oct	10.6.5	(1,100)	E43	1,100
4039.5810	Photocopier Charges - Engin Infrast	Muni	Oct	10.6.5	(1,115)	E49	1,115
4040.5810	Photocopier Charges - City Envir Admin	Muni	Oct	10.6.5	(750)	E36	750
3015.5810	Photocopier Charges - Governance	Muni	Oct	10.6.5	4,000	E3	(4,000)
2008.5810	Photocopier Charges - CCR Admin	Muni	Oct	10.6.5	4,000	E7	(4,000)
2692.5810	Photocopier Charges - GBLC Admin	Muni	Oct	10.6.5	4,000	E11	(4,000)
0205.5915	Depreciation - Elected Members	Muni	Oct	10.6.5	8,000	E4	0
0207.5915	Depreciation - Office of CEO	Muni	Oct	10.6.5	5,000	E1	0
0350.5915	Depreciation - Pre Schools	Muni	Oct	10.6.5	3,000	E20	0
1006.5915	Depreciation - Financial Services	Muni	Oct	10.6.5	(90,000)	E19	0
1306.5915	Depreciation - Info Technology	Muni	Oct	10.6.5	8,000	E21	0
2331.5915	Depreciation - Civic Library	Muni	Oct	10.6.5	60,000	E13	0
2341.5915	Depreciation - Manning Library	Muni	Oct	10.6.5	5,000	E13	0
2420.5915	Depreciation - CPV	Muni	Oct	10.6.5	75,000	E14	0
2521.5915	Depreciation - CPH	Muni	Oct	10.6.5	17,500	E15	0
2681.5915	Depreciation - Halls	Muni	Oct	10.6.5	35,000	E12	0
3516.5915	Depreciation - South Perth Snr Citizens	Muni	Oct	10.6.5	12,000	E10	0
3518.5915	Depreciation - Manning Snr Citizens	Muni	Oct	10.6.5	10,000	E10	0
4501.5915	Depreciation - Parks Assets	Muni	Oct	10.6.5	70,000	E48	0
4910.5915	Depreciation - Park Buildings	Muni	Oct	10.6.5	40,000	E37	0
4912.5915	Depreciation - Roads, Paths & Drains	Muni	Oct	10.6.5	160,000	E46	0
0306.5915	Depreciation - Planning & Community	Muni	Oct	10.6.5	11,000	E23	0
2008.5915	Depreciation - CCR	Muni	Oct	10.6.5	(19,000)	E7	0
2692.5915	Depreciation - Recreation	Muni	Oct	10.6.5	(5,000)	E11	0
1208.1901	Payroll Salaries	Muni	Oct	Realloc	8,000	E19	(8,000)
BAL SHEET	Adjustment to Accruals	Muni	Oct	Realloc	(8,000)	-	8,000
BAL SHEET	Adjustment to Accruals	Muni	Oct	10.6.5	50,000	-	(50,000)
BAL SHEET	Adjustment to Opening Balance	Muni	Oct	10.6.5	(206,175)	-	206,175
	<b>Balance at Month End</b>						<b>223,190</b>

2010/2011 BUDGET RECONCILIATION SCHEDULE - SHOWING MOVEMENTS BETWEEN ADOPTED AND AMENDED BUDGET

Attachment 10.6.4 (6)(B)

Account No	Account Details	Fund	Month Approved	Agenda Item No	Adjustment Amount	Line Total Affected	Budget Impact
6225.2500.30	SJMP Flagpole Project	Muni	Dec	10.6.4	(215,000)	CX21	215,000
6256.1500.30	Civic Gardens Remedial Work	Muni	Dec	10.6.4	137,000	CX17	(137,000)
1044.9929	Tsfr to Park Reserve	Muni	Dec	10.6.4	78,000	TRANS	(78,000)
9929.7801	Park Reserve Tsfr from Muni Fund	Muni	Dec	10.6.4	(78,000)	TRANS	0
	<b>Balance at Month End</b>						<b>223,190</b>
1206.1980	Recruitment Advertising	Muni	Feb	10.6.4	15,000	E2	(15,000)
1243.2820	OHS / Central Safety	Muni	Feb	10.6.4	6,500	E2	(6,500)
0204.0440	Governance Rev	Muni	Feb	10.6.4	(14,275)	R4	14,275
2140.1825	Corp Publications	Muni	Feb	10.6.4	4,000	E6	(4,000)
2206.0414	Dog Pound Costs Recouped	Muni	Feb	10.6.4	(3,000)	R18	3,000
2207.2840	Dog Pound Consumables	Muni	Feb	10.6.4	3,000	E28	(3,000)
2233.0415	Sale of Parking Signs	Muni	Feb	10.6.4	(2,000)	R18	2,000
2233.0417	Recoup of FER / Court Costs	Muni	Feb	10.6.4	(20,000)	R18	20,000
2234.2886	FER / Court Costs - Parking	Muni	Feb	10.6.4	20,000	E28	(20,000)
2209.4905	ESL on City Buildings	Muni	Feb	10.6.4	7,500	E28	(7,500)
2211.5810	Rangers - Printing / Copying	Muni	Feb	10.6.4	1,500	E28	(1,500)
1004.0102	Financial Serv - Grant Rev General Purp	Muni	Feb	10.6.4	(35,000)	R11	35,000
1046.0431	Interest Rev - Municipal	Muni	Feb	10.6.4	(25,000)	R11	25,000
1106.4730	Collection Costs	Muni	Feb	10.6.4	(10,000)	E19	10,000
2326.1860	Book Purchases - Adult Collection	Muni	Feb	10.6.4	15,000	E13	(15,000)
2326.1855	AV Materials Collection	Muni	Feb	10.6.4	5,000	E13	(5,000)
2326.1868	Book Purchases - Junior Collection	Muni	Feb	10.6.4	3,000	E13	(3,000)
2326.2840	Library Miscellaneous Exp	Muni	Feb	10.6.4	10,000	E13	(10,000)
2326.1805	Library Stationery	Muni	Feb	10.6.4	6,000	E13	(6,000)
0307.0440	Planning & Comm Admin Rev	Muni	Feb	10.6.4	(25,000)	R15	25,000
3325.0468	Planning Applications Rev	Muni	Feb	10.6.4	(20,000)	R19	20,000
3326.2810	Planning Legal Fees	Muni	Feb	10.6.4	30,000	E24	(30,000)
3325.0499	Planning Miscellaneous Rev	Muni	Feb	10.6.4	(30,000)	R19	30,000
3134.0456	Building Licences Rev	Muni	Feb	10.6.4	(100,000)	R20	100,000
3134.0440	Building Services Proceeds Sale Asset	Muni	Feb	10.6.4	(21,500)	R20	21,500
3216.0440	Health Services Proceeds Sale Asset	Muni	Feb	10.6.4	(8,250)	R16	8,250
3213.0461	Food Vendor Licences	Muni	Feb	10.6.4	(4,000)	R16	4,000

2010/2011 BUDGET RECONCILIATION SCHEDULE - SHOWING MOVEMENTS BETWEEN ADOPTED AND AMENDED BUDGET

Attachment 10.6.4 (6)(B)

Account No	Account Details	Fund	Month Approved	Agenda Item No	Adjustment Amount	Line Total Affected	Budget Impact
3213.0499	Health Services Miscellaneous Rev	Muni	Feb	10.6.4	(2,500)	R16	2,500
3225.3912	Food Sampling	Muni	Feb	10.6.4	3,000	E26	(3,000)
2691.0357	GBLC Facility Hire	Muni	Feb	10.6.4	(12,500)	R5	12,500
2631.0357	Moresby Hall Hire	Muni	Feb	10.6.4	(4,500)	R5	4,500
2651.0357	Collins St Hall Hire	Muni	Feb	10.6.4	(5,000)	R5	5,000
2131.0108	CCR Misc Grant Rev	Muni	Feb	10.6.4	(1,000)	R5	1,000
2105.4861	Youth Activities	Muni	Feb	10.6.4	1,000	E8	(1,000)
4030.2713	Design Office Software Licences	Muni	Feb	10.6.4	9,500	E43	(9,500)
4034.0425	Street Tree Contributions	Muni	Feb	10.6.4	(50,000)	R22	50,000
4416.2500.30	Collins St Hall Surrounds	Muni	Feb	10.6.4	5,000	E32	(5,000)
6245.2500.30	Park Furniture Replacement	Muni	Feb	10.6.4	4,000	CX18	(4,000)
6999.7001.30	Recoverable Works	Muni	Feb	10.6.4	31,000	CX22	(31,000)
4034.0427	Parks Contributions	Muni	Feb	10.6.4	(47,500)	R22	47,500
4034.0355	Casual Ground Hire	Muni	Feb	10.6.4	(20,000)	R22	20,000
4235.0498	Nursery Inventory Value Increases	Muni	Feb	10.6.4	(50,000)	R23	50,000
4000.0103	Road Grants	Muni	Feb	10.6.4	(15,000)	R27	15,000
4905.0440	Eng Infra Proceeds Sale of Asset	Muni	Feb	10.6.4	(14,000)	R31	14,000
5999.0109	Grant Funds SJMP Path	Muni	Feb	10.6.4	(55,000)	CR6	55,000
5452.1500.30	SJMP Paths	Muni	Feb	10.6.4	30,000	CX14	(30,000)
5998.0421	City Environment Contributions	Muni	Feb	10.6.4	(20,000)	CR8	20,000
6999.7001.30	Recoverable Works	Muni	Feb	10.6.4	20,000	CX22	(20,000)
5994.0421	Contribution to Building Works	Muni	Feb	10.6.4	(83,000)	CR9	83,000
8081.6519.30	EJ Pavillion Electrical Upgrade	Muni	Feb	10.6.4	45,000	CX23	(45,000)
8755.5831	Back-up Generator for Server Room	Muni	Feb	10.6.4	58,500	CX3	(58,500)
8034.6500.30	Civic Centre Building Maintenance	Muni	Feb	10.6.4	8,000	CX23	(8,000)
6255.2500.30	Microbat Project	Muni	Feb	10.6.4	7,500	CX20	(7,500)
1006.6720	Workers Compensation	Muni	Feb	10.6.4	48,170	E19	(48,170)
8745.5831	UGP Stage 4 Project	Muni	Feb	10.6.4	200,000	CX25	(200,000)
8034.6500.30	Civic Centre Building Maintenance	Muni	Feb	10.6.4	25,000	CX23	(25,000)
8726.5831	Meeting Room / Chamber AV Equip	Muni	Feb	10.6.4	20,000	CX3	(20,000)
0305.0304	Utilities Recoups	Muni	Feb	10.6.4	(15,000)	R12	15,000
5550.4719	Asset Data Collection - Roads	Muni	Feb	10.6.4	60,000	CX12	(60,000)
8959.5831	Building Luminous Contrast Meter	Muni	Feb	10.6.4	3,600	CX28	(3,600)
2419.0207	CPV Rental Revenue	Muni	Feb	10.6.4	(12,500)	R7	12,500
2419.0435	CPV Reserve Interest	Muni	Feb	10.6.4	(5,000)	R7	5,000

2010/2011 BUDGET RECONCILIATION SCHEDULE - SHOWING MOVEMENTS BETWEEN ADOPTED AND AMENDED BUDGET

Attachment 10.6.4 (6)(B)

Account No	Account Details	Fund	Month Approved	Agenda Item No	Adjustment Amount	Line Total Affected	Budget Impact
2420.1710	CPV Telephone Expenses	Muni	Feb	10.6.4	5,000	E14	(5,000)
2420.5810	CPV Office Equip Charges	Muni	Feb	10.6.4	3,250	E14	(3,250)
2420.3624	CPV Security / Call-outs	Muni	Feb	10.6.4	2,500	E14	(2,500)
2420.3523	CPV Gas	Muni	Feb	10.6.4	3,000	E14	(3,000)
9923.7802	CPV Transfer to Muni Fund	Res	Feb	10.6.4	(3,750)	TRANS	0
1045.9923	Transfer from CPV Reserve	Muni	Feb	10.6.4	3,750	TRANS	(3,750)
2520.0101	CPH Commonwealth Subsidy	Muni	Feb	10.6.4	(100,000)	R8	100,000
2520.0202	CPH Respite Care Rev	Muni	Feb	10.6.4	(4,000)	R8	4,000
2523.1901	CPH Carers Salaries	Muni	Feb	10.6.4	30,000	E15	(30,000)
2521.3523	CPH Gas	Muni	Feb	10.6.4	2,000	E15	(2,000)
9908.7802	CPH Transfer to Muni Fund	Res	Feb	10.6.4	(72,000)	TRANS	0
1045.9908	Transfer from CPH Capital Reserve	Muni	Feb	10.6.4	72,000	TRANS	(72,000)
0429.0455	CPGC Green Fees	Muni	Feb	10.6.4	60,000	R9	(60,000)
1044.9911	CPGC Transfer to Reserve	Muni	Feb	10.6.4	(60,000)	TRANS	60,000
9911.7801	CPGC Transfer from Muni Fund	Res	Feb	10.6.4	60,000	TRANS	0
5990.0015	UGP In-kind Reimbursement	Muni	Feb	10.6.4	(20,000)	CR10	20,000
1044.9921	UGP Transfer to Reserve	Muni	Feb	10.6.4	20,000	TRANS	(20,000)
9921.7801	UGP Transfer from Muni Fund	Res	Feb	10.6.4	(20,000)	TRANS	0
8745.5831	UGP Stage 4 Project	Muni	Feb	10.6.4	600,000	CX25	(600,000)
9921.7802	UGP Transfer to Muni Fund	Muni	Feb	10.6.4	600,000	TRANS	0
1045.9921	Transfer from UGP Reserve	Muni	Feb	10.6.4	(600,000)	TRANS	600,000
8957.5831	Relocate Kindergarten	Muni	Feb	10.6.4	(60,000)	CX5	60,000
1044.9926	Transfer to Reserve	Muni	Feb	10.6.4	60,000	TRANS	(60,000)
9926.7801	Transfer from Muni Fund	Res	Feb	10.6.4	(60,000)	TRANS	0
6224.1500.30	SJMP Promenade	Muni	Feb	10.6.4	(400,000)	CX21	400,000
1044.9924	Transfer to Muni Fund	Muni	Feb	10.6.4	400,000	TRANS	(400,000)
9924.7801	Transfer from River Wall Reserve	Res	Feb	10.6.4	(400,000)	TRANS	0
6194.1500.30	Mill Pt / Leanne Way	Muni	Feb	10.6.4	(34,000)	CX17	34,000
6215.2500.30	Judd St / Freeway Off Ramp	Muni	Feb	10.6.4	(196,000)	CX17	196,000
5998.0108	City Environment Grant Revenue	Muni	Feb	10.6.4	100,000	CR8	(100,000)
1044.9928	Transfer to Future Streetscapes Res	Muni	Feb	10.6.4	130,000	TRANS	(130,000)
9928.7801	Transfer from Muni Fund	Res	Feb	10.6.4	(130,000)	TRANS	0
6242.1500.30	Manning Rd Entry Statements	Muni	Feb	10.6.4	(85,000)	CX17	85,000
7106.1500.30	South Tce (Coode - Labouchere)	Muni	Feb	10.6.4	(299,000)	CX16	299,000
5999.0104	Eng Infrastructure Grant Funding	Muni	Feb	10.6.4	275,000	CR6	(275,000)

2010/2011 BUDGET RECONCILIATION SCHEDULE - SHOWING MOVEMENTS BETWEEN ADOPTED AND AMENDED BUDGET

Attachment 10.6.4 (6)(B)

Account No	Account Details	Fund	Month Approved	Agenda Item No	Adjustment Amount	Line Total Affected	Budget Impact
1044.9927	Transfer to Future Transport Res	Muni	Feb	10.6.4	109,000	TRANS	(109,000)
9927.7801	Transfer from Muni Fund	Res	Feb	10.6.4	(109,000)	TRANS	0
6214.1500.30	Railway Station Precinct Upgrades	Muni	Feb	10.6.4	(100,000)	CX17	100,000
1044.9925	Transfer to Railway Station Reserve	Muni	Feb	10.6.4	100,000	TRANS	(100,000)
9925.7801	Transfer from Muni Fund	Res	Feb	10.6.4	(100,000)	TRANS	0
5486.1500.30	Hazel McDougall Walking Trail	Muni	Feb	10.6.4	78,000	CX14	(78,000)
1045.9929	Transfer from Reserve	Muni	Feb	10.6.4	(78,000)	TRANS	78,000
9929.7802	Transfer to Muni Fund	Res	Feb	10.6.4	78,000	TRANS	0
5433.1500.30	South Tce (David St - Douglas Ave)	Muni	Feb	10.6.4	13,000	CX12	(13,000)
5462.1500.30	Coode St (South Tce - Comer St)	Muni	Feb	10.6.4	32,400	CX12	(32,400)
5463.1500.30	Coode St (Thelma - Preston)	Muni	Feb	10.6.4	17,176	CX12	(17,176)
5434.1500.30	City Contributions to MRRG Projects	Muni	Feb	10.6.4	(62,576)	CX12	62,576
8913.5831	Old Mill Project	Muni	Feb	10.6.4	90,000	CX6	(90,000)
8830.5831	Heritage Trails	Muni	Feb	10.6.4	(90,000)	CX6	90,000
1206.1901	HRS Salaries	Muni	Feb	10.6.4	(25,000)	E2	25,000
3015.1901	Governance Salaries	Muni	Feb	10.6.4	25,000	E3	(25,000)
1006.6720	Prior Year Adjustments	Muni	Feb	10.6.4	(48,170)	E19	48,170
0207.1930	Workers Comp - Office of CEO	Muni	Feb	10.6.4	1,250	E1	(1,250)
0306.1930	Workers Comp - Plann & Comm Admin	Muni	Feb	10.6.4	600	E23	(600)
0402.1930	Workers Comp - Recreation	Muni	Feb	10.6.4	500	E11	(500)
0430.1930	Workers Comp - CPGC	Muni	Feb	10.6.4	1,600	E17	(1,600)
0500.1930	Workers Comp - DFIS	Muni	Feb	10.6.4	500	E18	(500)
1006.1930	Workers Comp - Financial Services	Muni	Feb	10.6.4	2,000	E19	(2,000)
1106.1930	Workers Comp - Rates Admin	Muni	Feb	10.6.4	250	E19	(250)
1206.1930	Workers Comp - Human Resource Serv	Muni	Feb	10.6.4	1,000	E2	(1,000)
1208.1930	Workers Comp - Payroll Operations	Muni	Feb	10.6.4	250	E19	(250)
1243.1930	Workers Comp - Occ Health & Safety	Muni	Feb	10.6.4	300	E2	(300)
1306.1930	Workers Comp - Information Technology	Muni	Feb	10.6.4	1,250	E21	(1,250)
2006.1930	Workers Comp - Customer Focus	Muni	Feb	10.6.4	1,000	E22	(1,000)
2008.1930	Workers Comp - CCR	Muni	Feb	10.6.4	2,000	E7	(2,000)
2009.1930	Workers Comp - Safer City Program	Muni	Feb	10.6.4	500	E9	(500)
2132.1930	Workers Comp - City Communications	Muni	Feb	10.6.4	600	E5	(600)
2207.1930	Workers Comp - Animal Control	Muni	Feb	10.6.4	400	E28	(400)
2209.1930	Workers Comp - Fire Prevention	Muni	Feb	10.6.4	75	E28	(75)
2211.1930	Workers Comp - District Rangers	Muni	Feb	10.6.4	500	E28	(500)



2010/2011 BUDGET RECONCILIATION SCHEDULE - SHOWING MOVEMENTS BETWEEN ADOPTED AND AMENDED BUDGET

Attachment 10.6.4 (6)(B)

Account No	Account Details	Fund	Month Approved	Agenda Item No	Adjustment Amount	Line Total Affected	Budget Impact
2234.1930	Workers Comp - Parking	Muni	Feb	10.6.4	500	E28	(500)
2331.1930	Workers Comp - Civic Centre Library	Muni	Feb	10.6.4	2,800	E13	(2,800)
2341.1930	Workers Comp - Manning Library	Muni	Feb	10.6.4	1,275	E13	(1,275)
2351.1930	Workers Comp - Heritage House	Muni	Feb	10.6.4	300	E13	(300)
2420.1930	Workers Comp - CPV	Muni	Feb	10.6.4	800	E14	(800)
2521.1930	Workers Comp - CPH	Muni	Feb	10.6.4	5,720	E15	(5,720)
2692.1930	Workers Comp - GBLC	Muni	Feb	10.6.4	650	E11	(650)
3015.1930	Workers Comp - Governance Admin	Muni	Feb	10.6.4	1,500	E3	(1,500)
3135.1930	Workers Comp - Building Services	Muni	Feb	10.6.4	1,750	E25	(1,750)
3215.1930	Workers Comp - Health Services	Muni	Feb	10.6.4	1,000	E26	(1,000)
3326.1930	Workers Comp - Planning Services	Muni	Feb	10.6.4	3,200	E24	(3,200)
4028.1930	Workers Comp - Infrastructure Admin	Muni	Feb	10.6.4	2,000	E29	(2,000)
4030.1930	Workers Comp - Design Office	Muni	Feb	10.6.4	2,000	E43	(2,000)
4039.1930	Workers Comp - Eng Infrastructure	Muni	Feb	10.6.4	2,850	E49	(2,850)
4040.1930	Workers Comp - City Environment Admin	Muni	Feb	10.6.4	7,250	E36	(7,250)
0306.5850	Plann & Comm Carrying Amt Sale Asset	Muni	Feb	10.6.4	12,000	E23	0
3135.5850	Bldg Services Carrying Amt Sale Asset	Muni	Feb	10.6.4	21,500	E25	0
	<b>Balance at Month End</b>						<b>230,445</b>
6224.1500.30	SJMP Promenade	Muni	Feb	10.6.4	(36,500)	CX21	36,500
6257.1500.30	Erosion Control Western Foreshore	Muni	Feb	10.6.4	36,500	CX20	(36,500)
5296.1500.30	Lyll St Pump Station	Muni	Feb	10.6.4	133,285	CX13	(133,285)
5480.1500.30	Mill Pt Rd - Drainage Pit Replacements	Muni	Feb	10.6.4	(50,000)	CX13	50,000
5461.1500.30	Mill Pt Rd (Mends - Coode)	Muni	Feb	10.6.4	(83,285)	CX12	83,285
5487.1500.30	Ray St Car Park Ramp	Muni	Feb	10.6.4	30,000	CX12	(30,000)
	<b>Balance at Month End</b>						<b>200,445</b>
1206.1980	Recruitment Advertising	Muni	Apr	10.6.4	20,000	E2	(20,000)
1206.1981	Pre-employment Medicals	Muni	Apr	10.6.4	4,460	E2	(4,460)
1206.2820	HRS Consultants	Muni	Apr	10.6.4	(3,000)	E2	3,000
0204.0440	Governance - Proceeds on Sale of Asset	Muni	Apr	10.6.4	(18,000)	R4	18,000
0205.1951	Council Member Conferences	Muni	Apr	10.6.4	10,000	E4	(10,000)
2132.1815	Advertising	Muni	Apr	10.6.4	20,000	E5	(20,000)

2010/2011 BUDGET RECONCILIATION SCHEDULE - SHOWING MOVEMENTS BETWEEN ADOPTED AND AMENDED BUDGET

Attachment 10.6.4 (6)(B)

Account No	Account Details	Fund	Month Approved	Agenda Item No	Adjustment Amount	Line Total Affected	Budget Impact
2211.2840	District Rangers Misc	Muni	Apr	10.6.4	(3,000)	E28	3,000
1005.0499	Finance - Misc Revenue	Muni	Apr	10.6.4	(60,000)	R11	60,000
1046.0431	Interest Revenue - Muni	Muni	Apr	10.6.4	(40,000)	R11	40,000
1103.0002	Interim Rates	Muni	Apr	10.6.4	20,000	R33	(20,000)
1103.0006	Property Enquiries	Muni	Apr	10.6.4	20,000	R33	(20,000)
1103.0012	Legals / Collection Costs Recouped	Muni	Apr	10.6.4	(6,000)	R33	6,000
1047.2835	Interest Expense	Muni	Apr	10.6.4	(60,000)	E19	60,000
0305.0304	Utilities Costs Recouped	Muni	Apr	10.6.4	(10,000)	R12	10,000
0406.3521	Recoverable Utilities Costs	Muni	Apr	10.6.4	10,000	E20	(10,000)
2331.2840	Civic Library Admin - Misc	Muni	Apr	10.6.4	4,500	E13	(4,500)
2331.3521	Civic Library Utilities	Muni	Apr	10.6.4	12,000	E13	(12,000)
2351.5831	Curatorial Costs	Muni	Apr	10.6.4	(9,000)	E13	9,000
3325.0440	Planning - Proceeds on Sale of Asset	Muni	Apr	10.6.4	(6,250)	R19	6,250
3325.0468	Planning Application Fees	Muni	Apr	10.6.4	60,000	R19	(60,000)
3326.2810	Planning - Legal Fees	Muni	Apr	10.6.4	20,000	E24	(20,000)
3134.0456	Building Licence Revenue	Muni	Apr	10.6.4	50,000	R20	(50,000)
3134.0470	Building Archive Search Revenue	Muni	Apr	10.6.4	(4,500)	R20	4,500
3134.0499	Materials on Verge	Muni	Apr	10.6.4	(4,500)	R20	4,500
3135.2810	Building Services - Legal Fees	Muni	Apr	10.6.4	(8,000)	E25	8,000
3216.0440	Health - Proceeds on Sale of Asset	Muni	Apr	10.6.4	(9,500)	R16	9,500
3213.0499	Health Misc Food Lic Revenue	Muni	Apr	10.6.4	(10,000)	R16	10,000
2131.0108	CCR - Misc Grant Revenue	Muni	Apr	10.6.4	(16,000)	R5	16,000
2137.0108	Australia Day Grant	Muni	Apr	10.6.4	(27,000)	R5	27,000
2137.0499	Events Revenue	Muni	Apr	10.6.4	15,000	R5	(15,000)
2142.4915	Donations Expense	Muni	Apr	10.6.4	20,000	E7	(20,000)
2621.0357	Hall Hire - Manning Hall	Muni	Apr	10.6.4	(4,000)	R5	4,000
2631.0357	Hall Hire - Moresby Hall	Muni	Apr	10.6.4	(2,500)	R5	2,500
2651.0357	Hall Hire - Collins St Hall	Muni	Apr	10.6.4	(7,500)	R5	7,500
2611.0357	Hall Hire - Community Centre Hall	Muni	Apr	10.6.4	4,000	R5	(4,000)
4034.0425	Street Tree Contributions	Muni	Apr	10.6.4	(12,500)	R22	12,500
6999.7001.30	Street Tree Recoverable Exp	Muni	Apr	10.6.4	12,500	CX22	(12,500)
4034.0427	Parks Contributions	Muni	Apr	10.6.4	(37,500)	R22	37,500
4755.2500.30	SJMP Park Maintenance	Muni	Apr	10.6.4	37,500	E30	(37,500)
4301.4500.30	Civic Centre Maintenance (Admin)	Muni	Apr	10.6.4	12,000	E38	(12,000)
4317.4500.30	Old Police Station Maintenance	Muni	Apr	10.6.4	(10,000)	E38	10,000

2010/2011 BUDGET RECONCILIATION SCHEDULE - SHOWING MOVEMENTS BETWEEN ADOPTED AND AMENDED BUDGET

Attachment 10.6.4 (6)(B)

Account No	Account Details	Fund	Month Approved	Agenda Item No	Adjustment Amount	Line Total Affected	Budget Impact
4332.4500.30	Hensman CHC Remedial Works	Muni	Apr	10.6.4	2,500	E38	(2,500)
4316.4500.30	GBLC Maintenance	Muni	Apr	10.6.4	(15,000)	E38	15,000
4994.4610.30	Graffiti Removal	Muni	Apr	10.6.4	15,000	E38	(15,000)
4997.6715	Building Maintenance Management	Muni	Apr	10.6.4	(30,000)	E38	30,000
4033.0499	Eng Infrastructure - Misc Revenue	Muni	Apr	10.6.4	27,500	R28	(27,500)
4992.1500.30	Crossovers	Muni	Apr	10.6.4	(17,500)	E45	17,500
8081.6500.30	EJ Pavillion Electrical Works	Muni	Apr	10.6.4	45,000	CX23	(45,000)
8828.5831	Parking Meter Replacement	Muni	Apr	10.6.4	30,000	CX2	(30,000)
0451.3622	Cleaning - Old Mill	Muni	Apr	10.6.4	(7,500)	E13	7,500
2351.3622	Cleaning - Heritage House	Muni	Apr	10.6.4	(3,000)	E13	3,000
2622.3622	Cleaning - Manning Hall	Muni	Apr	10.6.4	(7,000)	E12	7,000
2652.3622	Cleaning - Collins St Hall	Muni	Apr	10.6.4	(10,000)	E12	10,000
2672.3622	Cleaning - EJ Hall	Muni	Apr	10.6.4	5,000	E12	(5,000)
3516.3622	Cleaning - SP Senior Citizens	Muni	Apr	10.6.4	(5,000)	E10	5,000
3518.3622	Cleaning - Manning Senior Citizens	Muni	Apr	10.6.4	(8,000)	E10	8,000
4134.3622	Cleaning - Operations Centre	Muni	Apr	10.6.4	(5,000)	E41	5,000
6999.7128.30	Recoverable MRD	Muni	Apr	10.6.4	105,000	CX22	(105,000)
5998.0421	City Env Contributions	Muni	Apr	10.6.4	(105,000)	CR8	105,000
5998.0108	City Env Grants	Muni	Apr	10.6.4	(78,000)	CR8	78,000
6129.2500.30	Neil McDougall Park	Muni	Apr	10.6.4	78,000	CX18	(78,000)
2419.0207	CPV Rental Revenue	Muni	Apr	10.6.4	(20,000)	R7	20,000
2420.3624	CPV - Security / Call Outs	Muni	Apr	10.6.4	4,000	E14	(4,000)
1045.9923	Tsfr from CPV Reserve	Muni	Apr	10.6.4	16,000	TRANS	(16,000)
9923.7802	Tsfr to Muni Fund	Muni	Apr	10.6.4	(16,000)	TRANS	0
2520.0101	CPH - Commonwealth Subsidy	Muni	Apr	10.6.4	(150,000)	R8	150,000
2520.0201	CPH Maint Fees	Muni	Apr	10.6.4	(25,000)	R8	25,000
2521.2843	CPH - Minor Building Maintenance	Muni	Apr	10.6.4	8,000	E15	(8,000)
2521.3720	CPH Medical Supplies	Muni	Apr	10.6.4	5,000	E15	(5,000)
2523.1901	CPH Carers Salaries	Muni	Apr	10.6.4	22,000	E15	(22,000)
1045.9908	Tsfr from CPH Reserve	Muni	Apr	10.6.4	140,000	TRANS	(140,000)
9908.7802	Tsfr to Muni Fund	Muni	Apr	10.6.4	(140,000)	TRANS	0
3421.0253	Waste Transfer Station Entry Fees	Muni	Apr	10.6.4	40,000	R17	(40,000)
3451.0254	Sale of Recycled Materials	Muni	Apr	10.6.4	(7,500)	R17	7,500
3422.3931	Rubbish Site Charges	Muni	Apr	10.6.4	(50,000)	E27	50,000
1044.9912	Tsfr to Waste Reserve	Muni	Apr	10.6.4	17,500	TRANS	(17,500)

2010/2011 BUDGET RECONCILIATION SCHEDULE - SHOWING MOVEMENTS BETWEEN ADOPTED AND AMENDED BUDGET

Attachment 10.6.4 (6)(B)

Account No	Account Details	Fund	Month Approved	Agenda Item No	Adjustment Amount	Line Total Affected	Budget Impact
9912.7801	Tsfr from Muni Fund	Muni	Apr	10.6.4	(17,500)	TRANS	0
0429.0455	CPGC Green Fees	Muni	Apr	10.6.4	70,000	R9	(70,000)
1044.9911	Tsfr to CPGC Reserve	Muni	Apr	10.6.4	(70,000)	TRANS	70,000
9911.7801	Tsfr from Muni Fund	Muni	Apr	10.6.4	70,000	TRANS	0
8535.5831	CPGC Upgrade	Muni	Apr	10.6.4	150,000	CX7	(150,000)
1045.9911	Tsfr from CPGC Reserve	Muni	Apr	10.6.4	(150,000)	TRANS	150,000
9911.7802	Tsfr to Muni Fund	Muni	Apr	10.6.4	150,000	TRANS	0
6256.2500.30	Civic Gardens	Muni	Apr	10.6.4	88,000	CX17	(88,000)
8750.5831	Building Project	Muni	Apr	10.6.4	112,000	CX1	(112,000)
9928.7802	Tsfr to Muni Fund	Muni	Apr	10.6.4	88,000	TRANS	0
1045.9928	Tsfr from Streetscape Reserve	Muni	Apr	10.6.4	(88,000)	TRANS	88,000
9926.7802	Tsfr to Muni Fund	Muni	Apr	10.6.4	112,000	TRANS	0
1045.9926	Tsfr from Building Projects Reserve	Muni	Apr	10.6.4	(112,000)	TRANS	112,000
1005.0499	Financial Services - Misc Rev	Muni	Apr	10.6.4	(25,000)	R11	25,000
1044.9916	Tsfr to Insurance Reserve	Muni	Apr	10.6.4	25,000	TRANS	(25,000)
9916.7801	Tsfr from Muni Fund	Muni	Apr	10.6.4	(25,000)	TRANS	0
9916.7802	Tsfr to Muni Fund	Muni	Apr	10.6.4	50,000	TRANS	0
1045.9916	Tsfr from Insurance Risk Reserve	Muni	Apr	10.6.4	(50,000)	TRANS	50,000
0207.1930	Workers Comp - Office of the CEO	Muni	Apr	10.6.4	1,327	E1	(1,327)
0306.1930	Workers Comp - Plan & Community Adm	Muni	Apr	10.6.4	624	E23	(624)
0402.1930	Workers Comp - Recreation	Muni	Apr	10.6.4	502	E11	(502)
0430.1930	Workers Comp - CPGC	Muni	Apr	10.6.4	1,665	E17	(1,665)
0500.1930	Workers Comp - DFIS	Muni	Apr	10.6.4	502	E18	(502)
1006.1930	Workers Comp - Financial Services	Muni	Apr	10.6.4	2,009	E19	(2,009)
1106.1930	Workers Comp - Rates Admin	Muni	Apr	10.6.4	294	E19	(294)
1206.1930	Workers Comp - Human Resource Serv	Muni	Apr	10.6.4	1,005	E2	(1,005)
1208.1930	Workers Comp - Payroll Operations	Muni	Apr	10.6.4	287	E19	(287)
1243.1930	Workers Comp - OHS	Muni	Apr	10.6.4	330	E2	(330)
1306.1930	Workers Comp - IT	Muni	Apr	10.6.4	1,327	E21	(1,327)
2006.1930	Workers Comp - CFT	Muni	Apr	10.6.4	1,005	E22	(1,005)
2008.1930	Workers Comp - CCR	Muni	Apr	10.6.4	2,081	E7	(2,081)
2009.1930	Workers Comp - Safer City Program	Muni	Apr	10.6.4	502	E9	(502)
2132.1930	Workers Comp - City Communications	Muni	Apr	10.6.4	660	E5	(660)
2207.1930	Workers Comp - Animal Control	Muni	Apr	10.6.4	416	E28	(416)
2209.1930	Workers Comp - Fire Prevention	Muni	Apr	10.6.4	75	E28	(75)

2010/2011 BUDGET RECONCILIATION SCHEDULE - SHOWING MOVEMENTS BETWEEN ADOPTED AND AMENDED BUDGET

Attachment 10.6.4 (6)(B)

Account No	Account Details	Fund	Month Approved	Agenda Item No	Adjustment Amount	Line Total Affected	Budget Impact
2211.1930	Workers Comp - District Rangers	Muni	Apr	10.6.4	502	E28	(502)
2234.1930	Workers Comp - Parking	Muni	Apr	10.6.4	502	E28	(502)
2331.1930	Workers Comp - Civic Centre Library	Muni	Apr	10.6.4	2,985	E13	(2,985)
2341.1930	Workers Comp - Manning Library	Muni	Apr	10.6.4	1,331	E13	(1,331)
2351.1930	Workers Comp - Heritage House	Muni	Apr	10.6.4	330	E13	(330)
2420.1930	Workers Comp - CPV	Muni	Apr	10.6.4	832	E14	(832)
2521.1930	Workers Comp - CPH	Muni	Apr	10.6.4	5,844	E15	(5,844)
2692.1930	Workers Comp - GBLC	Muni	Apr	10.6.4	667	E11	(667)
3015.1930	Workers Comp - Governance Admin	Muni	Apr	10.6.4	1,579	E3	(1,579)
3135.1930	Workers Comp - Building Services	Muni	Apr	10.6.4	1,830	E25	(1,830)
3215.1930	Workers Comp - Health Services	Muni	Apr	10.6.4	1,076	E26	(1,076)
3326.1930	Workers Comp - Planning Services	Muni	Apr	10.6.4	3,329	E24	(3,329)
4028.1930	Workers Comp - Infrastructure Admin	Muni	Apr	10.6.4	2,081	E29	(2,081)
4030.1930	Workers Comp - Design Office	Muni	Apr	10.6.4	2,009	E43	(2,009)
4039.1930	Workers Comp - Eng Infrastructure	Muni	Apr	10.6.4	2,992	E49	(2,992)
4040.1930	Workers Comp - City Environm Admin	Muni	Apr	10.6.4	7,498	E36	(7,498)
8704.5831	IT Network Enhancements	Muni	Apr	10.6.4	(15,000)	CX3	15,000
8705.5831	Communication Equipment	Muni	Apr	10.6.4	(20,000)	CX3	20,000
8707.5831	Integrated Security System	Muni	Apr	10.6.4	(25,000)	CX3	25,000
8703.5831	IT Acquisitions	Muni	Apr	10.6.4	35,000	CX3	(35,000)
8718.5831	Web Development	Muni	Apr	10.6.4	25,000	CX3	(25,000)
5460.1500.30	Mill Pt Rd (Mends St - Labouchere Rd)	Muni	Apr	10.6.4	(158,558)	CX12	158,558
5461.1500.30	Mill Pt Rd (Mends - Coode)	Muni	Apr	10.6.4	(99,943)	CX12	99,943
5466.1500.30	Mill Pt Rd (Douglas - Way Rd)	Muni	Apr	10.6.4	(163,469)	CX12	163,469
5999.0104	Specific Purpose Road Grants	Muni	Apr	10.6.4	275,594	CR6	(275,594)
5297.1500.30	Catchment Plan Drainage Projects	Muni	Apr	10.6.4	146,376	CX13	(146,376)
0205.5850	Council Mbrs Carrying Amt Sale of Asset	Muni	Apr	10.6.4	14,000	E4	0
8839.0457	Sale of Land	Muni	Apr	10.6.4	3,500,000	CR5	(3,500,000)
9912.7802	Tsfr from Reserve	Muni	Apr	10.6.4	1,000,000	TRANS	0
1045.9912	Tsfr to Muni Fund	Muni	Apr	10.6.4	(1,000,000)	TRANS	1,000,000
9906.7802	Tsfr from Reserve	Muni	Apr	10.6.4	500,000	TRANS	0
1045.9906	Tsfr to Muni Fund	Muni	Apr	10.6.4	(500,000)	TRANS	500,000
8718.5831	Web Development	Muni	Apr	10.6.4	(30,000)	CX3	30,000
8707.5831	Security System Development	Muni	Apr	10.6.4	(15,000)	CX3	15,000
8703.5831	IT Acquisitions	Muni	Apr	10.6.4	(15,000)	CX3	15,000

2010/2011 BUDGET RECONCILIATION SCHEDULE - SHOWING MOVEMENTS BETWEEN ADOPTED AND AMENDED BUDGET

Attachment 10.6.4 (6)(B)

Account No	Account Details	Fund	Month Approved	Agenda Item No	Adjustment Amount	Line Total Affected	Budget Impact
8721.5831	Software Acquisition	Muni	Apr	10.6.4	(65,000)	CX3	65,000
8912.5831	Tram House / Old Mill Project	Muni	Apr	10.6.4	(260,000)	CX6	260,000
8913.5831	Old Mill Project	Muni	Apr	10.6.4	(75,000)	CX6	75,000
8930.5831	Precinct Studies	Muni	Apr	10.6.4	(165,000)	CX27	165,000
8956.5831	Manning Hub Project	Muni	Apr	10.6.4	(300,000)	CX5	300,000
8954.5831	Transfer Station Redevelopment	Muni	Apr	10.6.4	(200,000)	CX9	200,000
5450.1500.30	Canning Hwy - Henley St	Muni	Apr	10.6.4	(60,000)	CX12	60,000
5477.1500.30	ROW Upgrades	Muni	Apr	10.6.4	(75,000)	CX12	75,000
5453.1500.30	Sulman Ave Path	Muni	Apr	10.6.4	(38,000)	CX14	38,000
5483.1500.30	Salter Pt Path Infill	Muni	Apr	10.6.4	(50,000)	CX14	50,000
5484.1500.30	Path Infill Program	Muni	Apr	10.6.4	(50,000)	CX14	50,000
5203.5831	Travelsmart Promotion	Muni	Apr	10.6.4	(15,000)	CX15	15,000
5425.1500.30	Labouchere Rd Kerbline Barriers	Muni	Apr	10.6.4	(25,000)	CX15	25,000
7128.1500.30	Angelo St Zebra Crossing	Muni	Apr	10.6.4	(24,000)	CX16	24,000
7130.1500.30	Mill Pt - Labouchere Righ Turn	Muni	Apr	10.6.4	(40,000)	CX16	40,000
6227.1500.30	Brick Paving @ Murray St Shops	Muni	Apr	10.6.4	(14,000)	CX17	14,000
6243.2500.30	Park Access Upgrades	Muni	Apr	10.6.4	(20,000)	CX18	20,000
6244.5831	POS Strategy	Muni	Apr	10.6.4	(45,000)	CX18	45,000
6246.5831	SJMP Master Plan	Muni	Apr	10.6.4	(50,000)	CX18	50,000
6247.2500.30	SJMP BBQ / Shelter Replacement	Muni	Apr	10.6.4	(50,000)	CX18	50,000
6219.1500.30	SJMP Path Lighting (Stage 1)	Muni	Apr	10.6.4	(60,000)	CX19	60,000
6193.5831	Sustainability Action Plan	Muni	Apr	10.6.4	(45,000)	CX26	45,000
8034.6500.30	Admin Building Lower Level Entry	Muni	Apr	10.6.4	(33,000)	CX23	33,000
8102.4500.30	Admin Building Roof (Old)	Muni	Apr	10.6.4	(55,000)	CX23	55,000
8110.4500.30	Roof & Gutter Replacement	Muni	Apr	10.6.4	(50,000)	CX23	50,000
7134.1500.30	Area 8 Traffic Mgt Initiatives	Muni	Apr	10.6.4	(50,000)	CX16	50,000
6176.2500.30	Green Plan Implementation	Muni	Apr	10.6.4	(26,000)	CX20	26,000
	<b>Balance at Month End</b>						<b>200,237</b>

**CITY OF SOUTH PERTH  
RATE SETTING STATEMENT  
FOR THE PERIOD ENDED 30 JUNE 2011**

Attachment 10.6.4(7)

	YTD BUDGET \$	YTD ACTUAL \$	2011 BUDGET \$
<b>REVENUE (Excluding Rates)</b>			
General Purpose Funding	3,763,505	3,960,003	3,763,505
Governance	135,000	266,208	135,000
Law, Order & Public Safety	48,000	52,354	48,000
Education	0	0	0
Health	57,500	63,706	57,500
Welfare	0	0	0
Housing	3,110,140	3,433,129	3,110,140
Community Amenities	5,182,470	5,174,208	5,182,470
Recreation & Culture	4,128,000	4,513,547	4,128,000
Transport	1,436,500	1,452,197	1,436,500
Economic Services	839,000	802,621	839,000
Other Property & Services	84,000	109,207	84,000
	<b>18,784,115</b>	<b>19,827,181</b>	<b>18,784,115</b>
<b>OPERATING EXPENDITURE</b>			
General Purpose Funding	(686,096)	(603,452)	(686,096)
Governance	(4,727,570)	(4,596,255)	(4,727,570)
Law, Order & Public Safety	(649,353)	(638,368)	(649,353)
Education	(77,750)	(79,440)	(77,750)
Health	(488,778)	(452,724)	(488,778)
Welfare	(488,040)	(480,335)	(488,040)
Housing	(3,772,011)	(3,741,675)	(3,772,011)
Community Amenities	(7,673,737)	(7,777,165)	(7,673,737)
Recreation & Culture	(14,099,057)	(14,123,710)	(14,099,057)
Transport	(11,252,786)	(11,312,968)	(11,252,786)
Economic Services	(750,444)	(734,049)	(750,444)
Other Property & Services	(434,768)	(888,029)	(434,768)
	<b>(45,100,390)</b>	<b>(45,428,170)</b>	<b>(45,100,390)</b>
<b>NET RESULT</b>	<b>(26,316,275)</b>	<b>(25,600,990)</b>	<b>(26,316,275)</b>
Add back Non Cash Items	7,917,224	7,882,127	7,917,224
Proceeds from Disposal of Assets	443,935	470,982	443,935
Contributions for Acquisition of Assets	2,033,758	2,078,152	2,033,758
<b>FUNDS DEMAND FROM OPERATIONS</b>	<b>(15,921,358)</b>	<b>(15,169,729)</b>	<b>(15,921,358)</b>
<b>ACQUISITION OF NON CURRENT ASSETS</b>			
Purchase of Buildings	(10,982,302)	(11,286,875)	(10,982,302)
Purchase of Furniture & Fittings	(465,000)	(406,103)	(465,000)
Purchase of Technology	(369,000)	(451,455)	(369,000)
Purchase of Plant & Equipment	(148,600)	(233,865)	(148,600)
Purchase of Mobile Plant	(1,249,860)	(1,264,182)	(1,249,860)
Construction of Infrastructure Assets	(4,323,601)	(3,653,603)	(4,323,601)
Purchase of Equipment	(437,000)	(318,632)	(437,000)
Work in Progress	4,655,302	4,655,302	4,655,302
	<b>(13,320,061)</b>	<b>(12,959,413)</b>	<b>(13,320,061)</b>

Figures contained on this statement necessarily include accounting estimates and accruals

**CITY OF SOUTH PERTH  
RATE SETTING STATEMENT  
FOR THE PERIOD ENDED 30 JUNE 2011**

Attachment 10.6.4(7)

	YTD BUDGET \$	YTD ACTUAL \$	2011 BUDGET \$
<b>FINANCING ACTIVITIES</b>			
Incoming Accomodation Bonds	700,000	1,988,705	700,000
New Loan Proceeds (City Loans)	2,000,000	2,000,000	2,000,000
Repayment of Loan Borrowings (Principal)	(605,464)	(586,302)	(605,464)
Self Supporting Loan Proceeds	35,000	34,637	35,000
Change in Equity - Joint Venture	0	1,086	0
Transfers to Reserves	(10,074,120)	(11,961,488)	(10,074,120)
Transfers from Reserves	8,798,688	8,448,844	8,798,688
Movement in Restricted Assets (Provisions)	75,000	45,721	75,000
Removal of Current Bonds	0	(184,821)	0
Movement in Current UGP Debtors	70,000	67,606	70,000
Movement in Non Current UGP Debtors	500,000	404,385	500,000
Movement in Pension Deferral Debtors	4,000	7,283	4,000
Movement in ESL Deferral Debtors	4,008	4,993	4,008
Movement in Non Current SSL Debtors	(176,000)	(214,000)	(176,000)
Movement in N/C Commercial Lease Debtors	(12,000)	(16,278)	(12,000)
	<u>1,319,112</u>	<u>40,371</u>	<u>1,319,112</u>
<b>DEMAND - NON OPERATING RESOURCES</b>	<b><u>(12,000,949)</u></b>	<b><u>(12,919,042)</u></b>	<b><u>(12,000,949)</u></b>
Opening Position Brought Forward	4,529,482	4,529,482	4,529,482
Closing Position to be Carried Forward	(200,235)	(15,428)	(200,235)
<b>AMOUNT TO BE MADE UP FROM RATES</b>	<b><u>23,593,060</u></b>	<b><u>23,574,717</u></b>	<b><u>23,593,060</u></b>
<b>COMPOSITION OF CLOSING POSITION</b>			
<b>Current Assets</b>			
Cash & Cash Equivalents		33,690,655	29,778,752
Trade & Other Receivables			
Rates		309,625	340,643
Sundry Debtors		1,809,988	2,719,072
Provision for Doubtful Debts		(109,226)	(45,000)
Inventories		160,595	183,986
Accrued Interest & Prepayments		492,062	447,288
<b>Total Current Assets</b>		<b><u>36,353,699</u></b>	<b><u>33,424,741</u></b>
<b>Current Liabilities</b>			
Trade & Other Liabilities			
Creditors		(3,302,353)	(2,461,028)
Income in Advance		(77,072)	(63,707)
Other Liabilities		(181,842)	(102,725)
Interest Bearing Liabilities		(948,927)	(680,475)
Employee Provisions - Current		(2,449,668)	(2,412,537)
<b>Total Current Liabilities</b>		<b><u>(6,959,862)</u></b>	<b><u>(5,720,472)</u></b>
<b>Net Current Assets</b>		<b><u>29,393,837</u></b>	<b><u>27,704,269</u></b>

Figures contained on this statement necessarily include accounting estimates and accruals



**CITY OF SOUTH PERTH  
RATE SETTING STATEMENT  
FOR THE PERIOD ENDED 30 JUNE 2011**

Attachment 10.6.4(7)

	YTD BUDGET \$	YTD ACTUAL \$	2011 BUDGET \$
<b>Net Current Assets</b>		<b>29,393,837</b>	<b>27,704,269</b>
Add Back			
Interest Bearing Liabilities		948,927	680,475
Employee Provisions		2,449,668	2,412,537
		<b>32,792,432</b>	<b>30,797,281</b>
Less			
Restricted Cash - Reserves & Emp Entitlements		(33,696,389)	(30,597,046)
Accelerated Expenditure to be reimbursed from Reserves		515,000	0
Collection of Non Current Debtors ahead of Time		404,385	0
		<b>15,428</b>	<b>200,235</b>

**SCHEDULE OF INCOMPLETE CAPITAL WORKS CARRIED FORWARD FROM 2010/2011**

<b>Account No</b>	<b>Description</b>	<b>Estimated Amount</b>	<b>Actual Amount</b>
8702.5831	Minor Office Refurbishment	40,000	40,000
8754.5831	Performance Manager System	20,000	35,000
8703.5831	IT Acquisitions	24,000	15,000
5440.1500.30	Baldwin St	32,000	32,500
5460.1500.30	Mill Pt Road	94,000	92,000
5487.1500.30	Ray St Ramp	20,000	18,000
5296.1500.30	Lyll St Pump Station	113,000	112,500
5297.1500.30	Integrated Catchment Projects	75,000	80,000
5486.1500.30	McDougall Park Walking Trail	12,500	0
8000.5831	Plant Replacement	45,000	0
5007.1500.30	Bike Plan Implementation / Signage	75,000	45,000
7126.1500.30	Baldwin St Traffic Management	67,000	56,000
7132.1500.30	Labouchere Rd / Preston St	38,000	38,000
7133.1500.30	Coode St / Preston St	74,000	74,000
6129.2500.30	McDougall Park Reticulation	80,000	80,000
6254.2500.30	Foreshore Restoration	22,000	0
8081.4500.30	EJ Pavillion	90,000	49,000
6209.2500.30	River Wall Restoration (assoc with Grant)	0	30,000
Various	Residual Projects	28,500	28,000
		950,000	825,000

\* The actual amounts to be carried forward into 2011/2012 reflect the year end balances in the City's accounting records. These amounts may differ from the estimated amounts disclosed in the 2011/2012 Annual Budget

## City of South Perth

## Attachment 10.6.8

### List of Application for Planning Consent Determined Under Delegated Authority for the Period 1/08/2011 to 31/08/2011

Application #	Ext. Ref.	PC Date	Address	Applicant	Status	Description
011.2010.00000142.002	CO3/92	12/08/2011	92 Comer ST COMO	Sandra Bransby - Planning & Construction	Approved	Additions (Carport) to Single House
011.2011.00000108.001	MA6/29	10/08/2011	29 Market ST KENSINGTON	Daniel Cassettai Designs	Approved	Single House of 2-Storeys
011.2011.00000149.001	MA6/28	2/08/2011	28 Market ST KENSINGTON	J Prestipino Building Designs Pty Ltd	Approved	Additions to Single House
011.2011.00000162.001	MA3/29	31/08/2011	295 Manning RD WATERFORD	Edgar Idle Wade Architects	Approved	Additions to Educational Establishment
011.2011.00000167.001	AR3/27	3/08/2011	27 Arundel ST KENSINGTON	Perth Home Improvement Centre	Approved	Additions (Carport) to Single House
011.2011.00000183.001	MI3/38	4/08/2011	384 Mill Point RD SOUTH PERTH	Afra Construction Pty Ltd	Refused	Additions to Single House
011.2011.00000186.001	MI3/32	15/08/2011	325 Mill Point RD SOUTH PERTH	APG Homes	Approved	Single House of 2-Storeys
011.2011.00000196.001	RA1/47	15/08/2011	47 Ranelagh CRES SOUTH PERTH	N Nguyen	Approved	Single House of 2-Storeys
011.2011.00000216.001	KE5/2	24/08/2011	2 Kells CT WATERFORD	The Patio Guys	Approved	Additions (Patio) to Single House
011.2011.00000224.001	GR2/1	24/08/2011	1 Griffin CRES MANNING	Mr J W Tribe	Approved	Grouped Dwelling of 2-Storeys
011.2011.00000237.001	CA12/L	23/08/2011	Carr ST SOUTH PERTH	Averna Homes	Approved	Single House of 2-Storeys
011.2011.00000241.001	LA/53	23/08/2011	53 Lawler ST SOUTH PERTH	Modus Design Pty Ltd	Approved	Additions to Single House
011.2011.00000243.001	ST4/60	2/08/2011	60 Strickland ST SOUTH PERTH	B Taylor	Approved	Additions to Single House
011.2011.00000249.001	CA6/41	16/08/2011	414 Canning HWY COMO	RJ Knott PT Ker & Associates	Approved	2 x Grouped Dwellings of 2-Storeys
011.2011.00000250.001	HO5/L8	22/08/2011	15 Howard PDE SALTER POINT	Ross North Homes	Approved	Single House of 2-Storeys
011.2011.00000256.001	CO6/40	16/08/2011	40 Coode ST SOUTH PERTH	Taylor Robinson Architects	Approved	Additions to Educational Establishment
011.2011.00000261.001	GW1/4	23/08/2011	4 Gwennyfred RD KENSINGTON	Jaxon Construction Pty Ltd	Approved	Additions to Office
011.2011.00000262.001	CO6/49	17/08/2011	49 Coode ST SOUTH PERTH	Beaumonde Homes	Approved	Additions to Single House
011.2011.00000263.001	CO6/49	17/08/2011	49A Coode ST SOUTH PERTH	Beaumonde Homes	Approved	Additions to Single House
011.2011.00000265.001	LO1/L8	31/08/2011	79 Lockhart ST COMO	Mr B J Dean	Approved	2 x Grouped Dwellings of 2-Storeys
011.2011.00000266.001	CR3/42	19/08/2011	42A Crawshaw CRES MANNING	Don Russell Homes	Approved	Single House of 2-Storeys
011.2011.00000270.001	CL3/69	11/08/2011	69 Cloister AVE MANNING	Aspect Outdoor	Approved	Additions (Patio) to Single House

## List of Application for Planning Consent Determined Under Delegated Authority for the Period 1/08/2011 to 31/08/2011

Application #	Ext. Ref.	PC Date	Address	Applicant	Status	Description
011.2011.00000272.001	VII/34	12/08/2011	34 Victoria ST SOUTH PERTH	Imagin Group	Approved	Additions to Single House
011.2011.00000274.001	MI6/27	5/08/2011	27 Milson ST SOUTH PERTH	Mrs A C Anderson	Approved	Additions to Single House
011.2011.00000279.001	ST4/52	2/08/2011	52 Strickland ST SOUTH PERTH	Mr R Farmer	Approved	Additions (Carport) to Single House
011.2011.00000280.001	RY1/50	11/08/2011	50 Ryrie AVE COMO	Westral Outdoor Centre	Approved	Additions (Patio) to Single House
011.2011.00000281.001	KI2/61	11/08/2011	61 Kilkenny CIR WATERFORD	J F Chang	Approved	Home Occupation
011.2011.00000282.001	CR3/12	30/08/2011	12 Crawshaw CRES MANNING	Redink Homes	Approved	Single House of Single-Storey
011.2011.00000283.001	MO1/67	8/08/2011	67 Monash AVE COMO	Mr G Cole	Approved	Additions to Single House
011.2011.00000284.001	BA1/12	16/08/2011	12 Baldwin ST COMO	APG Homes	Approved	Amended Approval
011.2011.00000288.001	NO1/13	3/08/2011	13 Norfolk ST SOUTH PERTH	A L Wang	Approved	Additions to Single House
011.2011.00000290.001	SO2/22	12/08/2011	221 South TCE COMO	ABI Home Improvements	Approved	Additions (Carport) to Single House
011.2011.00000293.001	KI5/34	1/08/2011	34 King ST KENSINGTON	Mr R K Pawell	Approved	Additions (Patio) to Single House
011.2011.00000295.001	SU1/25	8/08/2011	25 Success CRES SALTER POINT	Mr L D Morris	Approved	Additions to Single House
011.2011.00000297.001	AM2/7	23/08/2011	7 Amery ST COMO	Gemmill Homes Pty Ltd	Approved	Additions to Grouped Dwelling
011.2011.00000299.001	CL1/7	5/08/2011	7 Clarence ST SOUTH PERTH	Rainbow's End Patios	Approved	Additions (Patio) to Single House
011.2011.00000308.001	MA6/1	25/08/2011	1 Market ST KENSINGTON	Kalmar Factory Direct	Approved	Additions (Carport) to Single House
011.2011.00000309.001	CA5/65	17/08/2011	65C Canavan CRES MANNING	Horticino Landscape Services	Approved	Additions (Patio) to Single House
011.2011.00000310.001	RO1/53	22/08/2011	53 Robert ST COMO	One Stop Patio Shop	Approved	Additions (Patio) to Grouped Dwelling
011.2011.00000311.001	FO1/84	29/08/2011	84 Forrest ST SOUTH PERTH	Mr C BROOK	Approved	Additions (Carport) to Grouped Dwelling
011.2011.00000314.001	CL3/76	15/08/2011	76 Cloister AVE MANNING	Best Value Patios & Sheds	Approved	Additions (Patio) to Grouped Dwelling
011.2011.00000315.001	DA6/10	30/08/2011	10 Davilak CRES MANNING	APG Homes	Approved	Single House of 2-Storeys
011.2011.00000320.001	RA3/8	1/08/2011	8 Ray ST SOUTH PERTH	Zuideveld Marchant Hur	Approved	Additions to Multiple Dwelling
011.2011.00000322.001	HE3/12	15/08/2011	124 Hensman ST SOUTH PERTH	Australian Renovation Group Pty Ltd	Approved	Amended Approval
011.2011.00000323.001	CO10/1	2/08/2011	1 Cornish CRES MANNING	Elite Outdoors	Approved	Additions (Patio) to Single House
011.2011.00000324.001	DO2/18	25/08/2011	186 Douglas AVE KENSINGTON	The Patio Guys	Approved	Additions (Patio) to Single House

## List of Application for Planning Consent Determined Under Delegated Authority for the Period 1/08/2011 to 31/08/2011

Application #	Ext. Ref.	PC Date	Address	Applicant	Status	Description
011.2011.00000327.001	CA6/17	23/08/2011	174 Canning HWY SOUTH PERTH	Mr S Pears	Approved	Additions to Ancillary Accommodation
011.2011.00000328.001	FO3/7	4/08/2011	7 Forward ST MANNING	Ms L M Gardiner	Approved	Additions to Grouped Dwelling
011.2011.00000329.001	MO5/6	4/08/2011	6 Mt Henry RD COMO	Mr B K Sutton	Approved	Additions (Patio) to Grouped Dwelling
011.2011.00000332.001	RI4/9	4/08/2011	9 Riverview ST SOUTH PERTH	Eden Outdoor Living	Approved	Additions (Patio) to Grouped Dwelling
011.2011.00000333.001	ST4/70	5/08/2011	70 Strickland ST SOUTH PERTH	DRK Patios	Approved	Additions (Patio) to Grouped Dwelling
011.2011.00000336.001	BI3/23	12/08/2011	23B Birdwood AVE COMO	Westral Outdoor Centre	Approved	Additions (Patio) to Grouped Dwelling
011.2011.00000337.001	PA4/11	25/08/2011	11 Parsons AVE MANNING	Ross North Homes	Approved	Single House of Single-Storey
011.2011.00000338.001	TH1/10	30/08/2011	102 Thelma ST COMO	Eden Outdoor Living	Approved	Additions (Patio) to Grouped Dwelling
011.2011.00000340.001	MA7/47	30/08/2011	47 Marsh AVE MANNING	Patio Living	Approved	Additions (Patio) to Grouped Dwelling
011.2011.00000341.001	DO2/16	26/08/2011	160 Douglas AVE KENSINGTON	Mrs M Schaper	Approved	Additions to Single House
011.2011.00000350.001	DO2/94	19/08/2011	94 Douglas AVE SOUTH PERTH	Build West Pty Ltd	Approved	Additions to Single House
011.2011.00000351.001	HE2/72	19/08/2011	72 Henning CRES MANNING	Aussie Patio Designs	Approved	Additions to Single House
011.2011.00000353.001	SA4/30	23/08/2011	30A Saunders ST COMO	The Patio Guys	Approved	Additions (Patio) to Single House
011.2011.00000356.001	GE1/20	23/08/2011	20 George ST KENSINGTON	Mrs M A Howell	Approved	Front Fence to Single House
011.2011.00000360.001	TO1/18	23/08/2011	18 Todd AVE COMO	Mr J O Aquilina	Approved	Additions to Single House
011.2011.00000362.001	SO1/45	31/08/2011	45 South Perth ESPL SOUTH PERTH	Archetype Design Studio	Approved	Additions to Multiple Dwelling
011.2011.00000363.001	ER1/28	26/08/2011	28 Eric ST COMO	Classic Home & Garage Enhancements	Approved	Additions to Grouped Dwelling
011.2011.00000366.001	AN1/21	31/08/2011	21 Angelo ST SOUTH PERTH	Patio Perfect	Approved	Additions (Patio) to Grouped Dwelling
011.2011.00000370.001	ED1/28	30/08/2011	28 Edgumbe ST COMO	Pure Style Patios	Approved	Additions (Patio) to Grouped Dwelling



# **NOTES**

## **COUNCIL AGENDA BRIEFING**

**Held in the Council Chamber  
Tuesday 16 August 2011  
Commencing at 5.30pm**

Present:

Mayor Best (Chair)

Councillors:

I Hasleby	Civic Ward
V Lawrance	Civic Ward
P Best	Como Beach Ward
G Cridland	Como Beach Ward (from 5.53pm)
T Burrows	Manning Ward
C Cala	McDougall Ward
P Howat	McDougall Ward
R Grayden	Mill Point Ward
B Skinner	Mill Point Ward
S Doherty	Moresby Ward
K Trent, RFD	Moresby Ward

Officers:

Mr C Frewing	Chief Executive Officer
Mr S Bell	Director Infrastructure Services
Mr M Kent	Director Financial and Information Services
Ms V Lummer	Director Development and Community Services
Ms D Gray	Manager Financial Services
Mr R Kapur	Manager Development Services
Mr P McQue	Manager Governance and Administration
Ms P Arevalo	Marketing Officer
Mrs K Russell	Minute Secretary

Apologies

Cr L P Ozsdolay      Manning Ward – approved leave of absence

Gallery

Approximately 40 members of the public and 1 member of the press present.

OPENING

The Mayor opened the Agenda Briefing at 5.30pm and welcomed everyone in attendance.

DECLARATIONS OF INTEREST

The Mayor reported having received a Declaration of Interest from Cr Skinner in relation to Agenda Item 12.1.

## DEPUTATIONS

The Mayor reported that nine 'Request for Deputation to Address Council' applications had been received. He then opened Deputations at 5.35pm

<b>Mr Ray Taylor</b> representing owners of 231 Manning Road	<b>Agenda Item 10.0.1</b>
--	---------------------------

Mr Taylor spoke against the officer recommendation at Item 10.0.1 (*Waterford Triangle*) on the following points:

- background / acting for elderly owners of 231 Manning Road / proposal will affect sale
- draft Plan for Waterford Triangle has put 231 Manning Road in limbo - property will be unmarketable
- property subject to a 2013 sewer connection order requiring unnecessary expenditure if property is to be reclaimed
- ask Council to delete the reclamation of 231 Manning Road for the design plan.

<b>Mr Joe Conway of Conway Projects</b>	<b>Agenda Item 10.3.2</b>
---	---------------------------

Mr Conway spoke against the officer recommendation at Item 10.3.2 (*Mixed Development at 16 Bradshaw Crescent, Manning*) on the following points:

- background of original proposal for 16 Bradshaw Cres / conditions of approval / building licence
- revised design submitted which is more viable
- car parking provisions
- cash-in-lieu requirement
- support from nearby traders
- ask Council support modified design proposed

Note: Cr Cridland arrived at 5.53pm

<b>Ms Audrey Francis, JMH Action Group Co-ordinator</b>	<b>Agenda Item 10.3.3</b>
---	---------------------------

Ms Francis spoke Against the officer recommendation at Item 10.3.3 (*Capital City Planning Framework*) on the following points:

- submission to WAPC
- proposal to join Henley Street to Jackson Road for purpose of development a high-capacity road public transport route and community concerns on this issue
- community consultation
- JMH Action Group requests CoSP oppose all proposals to re-open Henley / Jackson

<b>Ms Audrey Francis, JMH Action Group</b>	<b>Agenda Item 10.5.1</b>
--	---------------------------

Ms Francis spoke Against the officer recommendation at Item 10.5.1 (*Public Transport for Perth in 2031*) on the following points:

- background 1991 Council resolution to not join Murray/Jackson
- subject land cannot be used for road purposes at any future time
- current proposal is to now join Murray/Jackson
- traffic volumes / loss of amenity to surrounding area

<b>Ms Olive Wright, CEO Meathcare Inc</b>	<b>Agenda Item 10.5.1</b>
---	---------------------------

Ms Wright spoke Against the officer recommendation at Item 10.5.1 (*Public Transport for Perth in 2031*) on the following points:

- background on Meathcare services / infrastructure
- strategic plan to develop Meathcare site
- a “disclosure” on sale documents re proposal to join Henley / Jackson has put a lot of people off
- negative impact on Meathcare (Como) lifestyle of residents of Henley Street/Jackson Road public transport link from Canning Bridge Station to Curtin University proceeds
- acknowledge traffic problems in the area but ask Council to consider Meathcare and look at all options closely

<b>Mr Shao-Wei Yap, Henley Street, Manning .....Agenda Item 10.5.1</b>
--

Mr Yap spoke Against the officer recommendation at Item 10.5.1 (*Public Transport for Perth in 2031*) on the following points:

- against the joining of Jackson / Henley / Murray Street - impact on area such as creating a defacto Manning Road - danger to elderly residents of Meathcare/children etc - increase noise pollution - destruction of community amenity
- Canning Bridge Station needs fixing - suggest a priority bus lane in Manning Road - provide a non stop shuttle bus from Canning Bridge to Curtin University
- support the need to improve public transport for the future but not a detriment of residents
- City of South Perth should be looking after residents who live in the City

<b>Ms Janis Reynolds, Henley Street, Manning.....Agenda Item 10.5.1</b>
---

Ms Reynolds spoke Against the officer recommendation at Item 10.5.1 (*Public Transport for Perth in 2031*) on the following points:

- opening Henley Street and Jackson road
- rapid transport
- lack of consultation with ratepayers - lack of community support for proposed route
- problems at Canning Bridge interchange
- impact on surrounding area - noise pollution issues
- support light rail - should be routed along Manning Road
- ask Council to not support officer recommendation in report Item 10.5.1

<b>Mr Jamie Robertson, Waterford Plaza Shopping Centre..... Agenda Item 10.5.1</b>
--

Mr Robertson spoke on the officer recommendation at Item 10.5.1 (*Public Transport for Perth in 2031*) and in particular the following points:

- support CoSP position on light rail - recognised lack of information by State Government
- support public transport going by Waterford Shopping Centre - supports small businesses
- transport concerns / impact on surrounding area
- against recommendation for high frequency bus service on Henley / Jackson - impact
- main issue is not knowing where State Government is going



**Mr Chris McMullen, Elderfield Road, Waterford**

**Agenda Item 12.2**

Mr McMullen spoke For the Member Recommendation at Item 12.2 (*Mosquito Management Plan 2011/2012*) on the following points:

- issue - mosquitoes in Waterford
- failed control programs
- City's strategy
- Waterford in Action Survey February 2010 /outcome
- CoSP Local Health Law 2002 - Council obligations to healthy living areas
- proposed solution - engage and act on recommendations of external professional experts

Close of Deputations

The Mayor closed Deputations at 7.30pm

AUGUST COUNCIL AGENDA REPORTS

The Chief Executive Officer presented a brief summary of each of the August 2011 Council Reports as follows. Questions and points of clarification were raised by Members and responded to by the officers.

**10.0.1 Waterford Triangle** (*subject of Deputations*)

In response to a Petition on the Waterford Triangle *Urban Design Plan and Design Guidelines* this report recommends further community engagement to discuss and compare options with the Waterford Triangle Community.

**10.0.2 South Perth Railway Station Business Case**

This report considers the community consultation feedback on the South Perth Railway Station Business Case and recommends that the CEO progress the funding and construction of the South Perth Railway Station with the Western Australian State Government.

**10.0.3 Review - Elected Member Representation and Ward Boundaries**

Following public consultation this report recommends Council make a submission to the Local Government Advisory Board abolishing the existing ward boundaries, creating four new wards and reducing the number of Councillors from 12 to 8 at the 2013 Ordinary Elections.

**10.1.1 Community Advisory Groups Annual Review**

This report reviews the City's three Community Advisory Groups in accordance with Policy P112 detailing the activities and achievements of each group and reviewing its terms of reference.

**10.3.1 Changes to R-Codes 2010**

This report responds to an invitation from the Department of Planning to make a Submission on the proposed changes to the currently operative Residential Design Codes 2010.

**10.3.2 Mixed Development 16 Bradshaw Crescent, Manning.** (*subject of Deputations*)

This report considers an application for an amendment to a previously approved development. Council is being asked to exercise discretion in relation to car parking, landscaping and plot ratio conditions of approval.

**10.3.3 Capital City Framework** (*subject of Deputations*)

This report considers the City's proposed submission to the Western Australian Planning Commission (WAPC) on the draft *Capital City Planning Framework*.

**10.5.1 Public Transport for Perth in 2031** (*subject of Deputations*)

The purpose of this report is for the Council to consider the document *Public Transport for Perth in 2031* and to provide comment to the Department of Transport on aspects of the public transport plan that directly relate to services within the City of South Perth.

*Currently advertised for public submissions - 14 July to 14 October 2011.*

**10.6.1 Monthly Financial Management Accounts**

This report present account summaries comparing the City's actual performance against budget expectations for July.

**10.6.2 Statement of Funds, Investments and Debtors**

This report presents a statement summarising the effectiveness of treasury management for the month of July 2011.

**10.6.3 Listing of Payments**

A list of accounts paid under delegated authority for the month of July 2011 is presented for information.

**10.6.4 Significant Financial Variances**

To comply with the current legislation, this report presents an appropriate 'threshold' to guide the reporting of financial variances in statements of financial activity.

**10.6.5 Applications for Planning Approval Determined Under Delegated Authority.**

This report advises Council of applications for planning approval determined under delegated authority during the month of July 2011.

**10.6.6 Minutes - Special Electors Meeting Held 13 July 2011**

This report considers the Motion passed at the Special Electors Meeting held 13 July 2011 in relation to options for the future use of Heritage House.

**10.6.7 Catering Service Collier Park Hostel**

This report considers tenders received for the outsourcing of Catering Services for Collier Park Hostel.

**10.6.8 Gifts Policy**

This report considers the development of a new Councillors' Retiring Gifts Policy as a consequence of amendments to the *Local Government (Administration) Regulations 1996*, gazetted 3 May 2011

**10.6.9 Local Law Review**

The City's Local Law review project has identified the Bee Keeping and Nuisances By Laws of 1985 as outdated and unnecessary and this report recommends that Council commence the process to repeal these two By Laws.

**10.6.10 Use of Common Seal**

This report advises on the use of the Common Seal for the month of July 2011.

**Closure**

The Mayor thanked everyone for their attendance and closed the Agenda Briefing at 8.45pm.



# **NOTES**

## **Concept Forum**

- **Underground Power - Salter Point**
- **South Perth Railway Station Business Plan**

**Held in the Council Chamber**

**Tuesday 30 August 2011**

**Commencing at 5.40pm**

Present:

Mayor Best (Chair)

Councillors:

I Hasleby	Civic Ward
V Lawrance	Civic Ward
P Best	Como Beach Ward
T Burrows	Manning Ward (5.40pm - 5.50pm and 7.05pm - 7.45pm)
L P Ozsdolay	Manning Ward
C Cala	McDougall Ward
P Howat	McDougall Ward
R Grayden	Mill Point Ward
B Skinner	Mill Point Ward
S Doherty	Moresby Ward
K Trent, RFD	Moresby Ward (until 7.20pm)

Officers:

Mr C Frewing	Chief Executive Officer
Mr S Bell	Director Infrastructure Services
Mr L Croxford	Manager Engineering Services
Ms D Gray	Manager Financial Services
Mr R Bercov	Strategic Urban Planning Adviser

Apologies

Cr G Cridland	Como Beach Ward
---------------	-----------------

OPENING

The Mayor opened the Briefing at 5.40pm, welcomed everyone in attendance and advised that the purpose of the briefing was to:

- provide an overview of the Salter Point underground power program to date and the methodology for developing a service charge; and
- to then workshop Council resolution 10.0.2 of the August Council meeting to determine a method of agreed community consultation in relation to the South Perth Railway Station Business Plan.

## 1. Underground Power - Salter Point

The Manager Engineering Services gave a power point presentation on the 'State Underground Power Project Round Five - Salter Point' and covered the following points:

- Background - Areas without Underground Power
- Background Round 5 - Salter Point Project
- Round Five Submission
  - UGP areas required to be within the range 500 to 800 "lots". In previous submissions average number of "lots" was 1250
  - Boundaries to remaining UGP areas following completion of Como East amended in line with new direction resulting in seven complying areas
  - Submissions to Office of Energy February 2010
  - Salter Point UGP area selected as one of 18 areas for community survey as part of the assessment process
  - Survey process managed by independent statistician consultancy Data Analysis Australia (DAA)
- Survey Form and Result
  - Responses sought to three questions
  - 1. Are you generally in favour of Underground Power in proposed project area? Yes / No
  - 2. **Installing Underground Power would cost property owners on average \$4,300 for a typical single residential property.** The amount would generally be less for units in multi-unit developments. Costs for commercial properties would generally be greater than for a single residential property. If the project goes ahead, Underground Power would be installed for all properties in the area. Given the choice, which of the following options would you prefer?
    - Option 1. To pay this amount to get Underground Power
    - Option 2. To NOT pay this amount, and keep existing overhead power supply / lines
  - 3. If the Underground Power Project proceeds, what is your preferred payment option?
    - Option 1. Full up-front payment
    - Option 2. Payment by instalment  2 years  3 years  4 years  5 years  7 years

Of the property owners receiving the survey 61% responded to the invitation with 86% indicating a willingness to pay the estimated average contribution for a typical single residential property.

- Residential Property Classification
  - Previously:
    - One network charge applied to every single residential property irrespective of age/size
    - A lesser network charge applied to strata properties, small lot developments irrespective of the age/size
  - Proposed - Three residential categories:
    - single storey established residence
    - above average sized residential property
    - multi storey property
- State Underground Power Program Guidelines for Funding Project
  - Discount up to 50% to apply to pensioners.
  - Discounts to apply to all properties where:
    - HV transmission lines are retained
    - a transformer and/or other electrical infrastructure is located in the road reserve adjacent to the property
    - an underground power connection already exists from a consumer pole
    - Underground power supply is from a green dome to the meter
- Detailed Budget – Budget Summary - City Contributions

During the presentation Members raised questions and points of clarification which were responded to by the Manager Engineering Services.

### ***Where to from Here***

The Manager Engineering Infrastructure advised that a report on the Salter Point Underground Power Project would be presented to the September 2011 Council meeting.

**Note:** This part of the Briefing concluded at 6.25pm

## **2. South Perth Railway Station Business Plan**

The CEO introduced the subject and referred to the Council Resolution of 23 August 2011 at Item 10.0.2, that consideration of the South Perth Railway Station Business Plan had been deferred to a future Council meeting pending a Workshop being held involving Councillors and City officers to determine an effective method of obtaining community support or otherwise for the business case.

As it was a Workshop and a comprehensive Discussion Paper detailing the consultation undertaken to date had been circulated prior to the meeting, no presentation was given. the CEO emphasised that the administration required a clear direction to proceed with further community consultation so that the Council resolution can be acted upon. The following comments were made during the course of the Workshop:

- State Government has changed its position on the provision of the railway station so it is only fair that the City should review its position.
- there would be no impact on the City's finances as the value of the land allocated to the proposed building would be equal to the cost of building the train station
- the area of the Melville Parade land to be incorporated within Richardson Park (18,580 sq.m) is greater than the area of the proposed development (7,283 sq.m)
- the consultation conducted to date has been done on a different tack - ie on the basis of making the station financially viable
- in favour of State Government paying for railway station
- the sporting clubs who use Richardson Park the most are not objecting to the proposal
- clarification - the proposal does not involve the City's land, it involves State Government land which has been vested in the City for 'Sport and Recreation'
- the proposed development on the corner of Richardson Park has been in existence since the Syme Marmion Plan was first released in 2009 - a period of approximately 2.1/2 years.
- it is the role of the State Government to provide transportation services to get people in and out of South Perth
- where heavy rail or light rail has been provided this is more attractive to developers as the provision of public transport services is more permanent and less subject to change
- the Town Planning Scheme No. 25 Amendment for the South Perth Station Precinct has been premised on reduced parking requirements because of the provision of a railway station in the vicinity
- it would not be unusual for the Local Government to be expected to make some form of financial contribution to the provision of a railway station and this would normally be in the form of associated streetscape works, road improvements or provision of limited parking set down areas etc
- the provision of the railway station is not on the 'forward estimates' of the State Government budget, therefore the Public Transport Authority is looking at innovative ways of funding the provision of the railway station

- at a recent "Committee for Perth" Forum the Director General of the Transport Department made reference to the need for less cars and more public transport
- at the recent launch of the *Canning Bridge Precinct Vision* the Minister for Planning, John Day said:
  - future of Perth needs to have less cars;
  - the key to transit oriented development is the integration of public transport
  - the State Government would consider any Business Plan from Local Government in terms of activating activity centres
- the City has given potential developers millions of dollars in development bonuses
- if the Business Case is presented to the State Government, it is not known how they would react, but if the case is accepted, the Government could transfer the land to a developer in exchange for the construction of a railway station
- should consult all people in the City
- need to advertise details of actual development (*this is not possible as we are only looking at a conceptual development at this time*)
- concepts of the proposal have been put to the community in advertisements, on City website and in information circulated to the community as well as being discussed at Community Forums
- the question should be asked: “are you prepared to trade-off part of Richardson Park to bring forward the construction of the railway station?”
- suggestion - a community meeting in the form of a “Mini-Charette” consisting off two representatives from each community group within the area
- suggestion - consult all people within a 1.5 km radius of the proposed station
- suggestion - consult all residents within the area bounded by Preston Street, Coode Street, Judd Street and Harper Terrace

#### ***Where to From Here***

The last mentioned suggestion seemed to be acceptable to most Elected Members present at the Workshop. It was therefore agreed that all residents within the Precinct identified (area bounded by Preston Street, Coode Street, Judd Street and Harper Terrace) would be asked to comment on the proposal to make available a portion of Richardson Park for the purpose of a mixed-use building that would form the basis of a Business Case to the State Government in order to bring forward the construction of the railway station. A mail-out is proposed with information on the proposal and asking those consulted whether they would be interested in attending a managed Public Forum, consisting of up to two representatives from each community group within the Precinct. If sufficient interest is shown regarding attendance at a Public Forum, then this event should also be arranged.

#### **Closure**

The Mayor thanked everyone for their attendance and closed the Concept Forum at 7.45pm



# **NOTES**

## **Concept Forum**

- **Family and Children's Services Study**
- **Swimming Pool Survey**

**Held in the Council Chamber**

**Tuesday 6 September 2011**

**Commencing at 5.30pm**

Present:

Mayor Best (Chair)

Councillors:

I Hasleby	Civic Ward (arrived 6.25pm)
V Lawrance	Civic Ward (left 6.40pm)
G Cridland	Como Beach Ward(arrived 5.35pm)
T Burrows	Manning Ward (arrived 5.50pm)
L P Ozsdolay	Manning Ward
C Cala	McDougall Ward
P Howat	McDougall Ward
R Grayden	Mill Point Ward
B Skinner	Mill Point Ward
S Doherty	Moresby Ward
K Trent, RFD	Moresby Ward

Officers:

Mr S Bell	Acting Chief Executive Officer
Ms V Lummer	Director Development and Community Services
Ms S Watson	Manager Community Culture and Recreation
Mrs M King	Community Development Coordinator
Mrs D Catalini	Grants and Consultation Officer

Consultants

Damien Cullinan;and	
Michael Hooker	Key Research Personnel

Apologies

Cr P Best	Como Beach Ward
-----------	-----------------

## OPENING

The Mayor opened the Briefing at 5.30pm, welcomed everyone in attendance and advised that the purpose of the briefing was to:

- outline the results and findings of the recently conducted Family and Children’s Services Study in the City of South Perth; and
- provide information for discussion by Elected Members on the proposed Swimming Pool Survey.

### **1. Family and Children’s Services Study**

The Manager Community Culture and Recreation introduced the topic and presenter, Damien Cullinan from Key Research Personnel. Mr Cullinan then provided a power point presentation on the outcome of the Family and Children’s Services Study on the following points:

- How Satisfied the community is with current family and children’s services in South Perth
- Where the gaps in services are - what do the community think is important
- What are the perceived barrier to improving services
- What is the community’s view on redevelopment of George Burnett Leisure centre and what services should be provided
- Which services do residents currently leave the City to access
- In summary, priority areas are Child health Services, Child care Services, before and after school care facilities and kindergartens and preschool services

During the presentation Members raised questions and points of clarification which were responded to by the consultant and officers.

#### ***Where to from Here***

As it was recognised that the City is not the service provider in the priority areas, it was agreed that the City’s role will continue to be as a facilitator of services and to lobby appropriate authorities for service provision in the City.

**Note:** This part of the Briefing concluded at 6.35 pm

### **2. Swimming Pool Survey**

The Manager Community Culture and Recreation, Sandra Watson provided a brief presentation on the following points:

- Resolution 12.1 from July 2011 Council Meeting - to survey residents regarding provision of a pool
- Results of the Family and Children’s Services study indicate support for the provision of aquatic facilities in the City as a significant number of people travel outside of the City to access these facilities
- The addition of a swimming pool in the redevelopment of the George Burnett Leisure Centre received a high level of support
- As a result of the findings in the Family and Children’s Services Study, is a survey of residents still necessary at this stage ?

During the presentation Members raised questions and points of clarification which were responded to by the officers.

#### ***Where to from Here***

The Members present generally agreed that another survey to gauge support for a pool in the City of South Perth was not required at this point as the FCSS has indicated that there is support. It was considered that a report should be prepared which included the results of the survey and also provided more detailed facts and financial information. There was general agreement that this information was required prior to surveying the community any further on the issue.

## **Closure**

The Mayor thanked everyone for their attendance and closed the Concept Forum at 7.20 pm







**NOTES**

**Concept Forum**

***draft* Local Housing Strategy**

**Held in the Council Chamber**  
**Tuesday 13 September 2011**  
**Commencing at 5.30pm**

Present:

Mayor Best (Chair)

Councillors:

I Hasleby	Civic Ward
P Best	Como Beach Ward
T Burrows	Manning Ward
L P Ozsdolay	Manning Ward
P Howat	McDougall Ward
R Grayden	Mill Point Ward
B Skinner	Mill Point Ward
S Doherty	Moresby Ward
K Trent, RFD	Moresby Ward

Officers:

Mr C Frewing	Chief Executive Officer
Ms V Lummer	Director Development and Community Services
Mr R Bercov	Strategic Urban Planning Adviser
Mr C Schooling	Senior Strategic Projects Planner
Mrs K Russell	Minute Secretary

Apologies

Cr V Lawrance	Civic Ward
Cr G Cridland	Como Beach Ward
Cr C Cala	McDougall Ward - approved leave of absence

OPENING

The Mayor opened the Briefing at 5.30pm, welcomed everyone in attendance and advised that the purpose of the Concept Forum was to brief Elected Members on the progress that has been made in formulating the *draft* Local Housing Strategy. He then introduced the Senior Strategic Projects Planner, Chris Schooling and requested he commence his presentation.

**1. draft Local Housing Strategy**

The Senior Strategic Projects Planner commenced his presentation and covered the following topics:

• **Our Vision Ahead**

- Accommodation of a growing population
- A range of affordable housing options
- Town Planning Scheme review
- Nodes of density
- Energy efficient urban design
- Well integrated planning

• **Strategic Plan 2010 - 2015**

Strategic Direction 3 – Housing and Land Uses

- 3.1 Undertake a housing needs study and develop a new local housing strategy to meet changing community needs and demands.
- 3.2 Encourage and facilitate economic development.
- 3.3 Develop integrated local planning strategies to inform precinct plans, infrastructure, transport and service delivery.

• **Process - Draft Local Housing Strategy**

Commencement April 2011

- Profile and demographic research
- Identification of areas for growth
- Identification of issues and opportunities
- Development of Draft Strategy
- Internal review
- Elected Members briefing

• **Process Timeline**

• **Directions 2031 and Beyond**

Directions 2031 Vision:

Dwelling targets:

- 328,000 – Perth and Peel
- 121,000 – Central Metropolitan Sub-Region
- 6,000 – City of South Perth

• **Draft Capital City Planning Framework**

- Holistic spatial plan for Perth (capital city)
- Hierarchy of land use intensities
- Transport linkages

• **Other Key Documents**

- SPP3 – Urban Growth and Settlement
- SPP4.2 – Activity Centres for Perth and Peel
- DC1.6 – Planning to Support Transit Use and Transit Oriented Development
- Capital City Planning Framework
- Liveable Neighbourhoods
- Affordable Housing Strategy 2010- 2010
- Public Transport Plan for Perth
- South Perth Station Precinct Plan - Scheme Amendment No. 25
- Canning Bridge Precinct Vision
- Waterford Triangle Urban Design Study
- Manning Community Facility Study
- Draft Bentley Technology Precinct Structure Plan
- Curtin Town Development Plan

- **Demographic Profile**
  - Data taken from the 2006 Census
  - 2011 Census data added when available
  - Mandurah rail line
  
- **Demographic Analysis**
  - Population age
  - Persons per household
  - Dwelling structure
  - Dwelling tenure
  - Labour force status
  - Gross weekly family income
  
- **Issues and Opportunities**
  - Identification of key issues: Part 2 – Background
  - Discussion of opportunities and solutions: Part 1 - Strategy
  
- **Activity Centres and Urban Corridors**

Issues:

  - Differences in density
  - Consistency in plot ratio
  - Consistency in setbacks

Opportunities

  - Medium density flank
  - Reference to the R-Codes requirements
  - Increased intensity at intersections – draft Capital City Planning Framework
  - Encouragement of comparatively higher densities
  
- **Special Control Areas**

Issues:

  - Accommodating population diversity
  - Delivering socially sustainable outcomes

Opportunities:

  - Affordable housing
  - Maximum car parking
  - Adaptable and accessible housing
  
- **Activity Centres and Urban Corridors**

Mechanism:

  - Affordable housing as an alternative to developer contributions
  - Grant of density bonuses
  - Significant proportion of affordable units in the South Perth Station Precinct

Issues:

  - Over-supply of car parking
  - Car parks a dominant feature in the streetscape

Opportunities:

  - Reduced construction cost
  - Efficient use of space
  - Increased patronage of public transport

- **Activity Centres and Urban Corridors**

Issues:

- Barriers to aging in place
- Restrictive building design
- Short life span of built form

Opportunities:

- Accessibility designed into dwellings
- Adaptive reuse of buildings • Innovative landscapes

- **Other Locations**

Eastern Activity Centre

- Consolidation of non-residential uses
- Encouragement of mixed-use buildings
- Coordination with Town of Victoria Park

Manning Hub

- Manning Community Facility Study
- Medium density residential zone
- Neighbourhood Centre

Karawara

- Framing, activation and surveillance of the public squares
- Built form to provide spatial definition
- Coordinated development of community facilities

Gwenyfred Road

- Residential density consistent with Town of Victoria Park

- **Dual Density Codings**

Issues:

- Administration difficulties
- Inequity amongst landowners

Opportunities:

- Reversion to the higher coding
- 1,380 potential new lots

- **Housing Diversity**

Issues:

- Accommodation restrictions
- Limited diversity

Opportunities:

- Alternative to multiple dwellings
- Supplementary income

- **Sustainable Built Form**

- Review of Policy P350.1
- Development incentives for sustainability outcomes
- Investigation of alternative energy generators
- Cygnia Cove as an example

- **Consistency**
  - Town Planning Scheme consistent with the R-Codes
  - Ease of administration
  - R-Codes Review

During the presentation Members raised questions and points of clarification which were responded to by the officers.

***Where to from Here***

- draft Strategy review
- Community Engagement commences end of October.  
Facilitated public information sessions:
  - 23 November
  - 27 November
  - 1 December (contingency)
- Final review of Strategy
- Council adoption of *draft* Strategy
- Incorporation in LPS
- TPS Review

**Closure**

The Mayor thanked everyone for their attendance and closed the Concept Forum at 7.45pm.

## **DELEGATE'S REPORT**

### **WALGA Annual General Meeting**

The attached Table of contents was considered by WALGA at its Annual General Meeting (AGM) held on Saturday 6 August at the Perth Convention Exhibition Centre.

Council's delegates to the WALGA AGM are Mayor James Best and Cr Kevin Trent, with the CEO Cliff Frewing as Deputy Delegate.

#### **WALGA AGM AGENDA**

##### **CONSIDERATION OF EXECUTIVE AND MEMBER MOTIONS**

#### **Item 3.1 Proposed Amendments to the Western Australian Local Government Association Constitution 901-001-01-0001TB)**

##### **MOTION**

**1. That the Constitution be amended as follows:**

**a. In clause 9(3):**

**DELETE:**

**“two (2) year terms, commencing from the Ordinary Meeting of State Council in April and concluding at the Ordinary Meeting of State Council in April two (2) years later” and;**

**INSERT:**

**“for a term commencing from the first Ordinary Meeting of State Council of an even numbered year and concluding at the first Ordinary Meeting of State Council of the following even numbered year”.**

**b. In clause 17(2):**

**DELETE:**

**“for a two (2) year term by the State Council at the Ordinary Meeting of State Council in April.” and;**

**INSERT:**

**“by the State Council at the first Ordinary Meeting of State Council of an even numbered year. The President’s term shall commence from the date of election and shall conclude on the day of the first Ordinary Meeting of State Council of the following even numbered year.”**

c. In clause 18(2):

DELETE:

“for a two (2) year term by the State Council at the Ordinary Meeting of State Council in April.” and;

INSERT:

“by the State Council at the first Ordinary Meeting of State Council of an even numbered year. The Deputy President’s term shall commence from the date of election and shall conclude on the day of the first Ordinary Meeting of State Council of the following even numbered year.”

2. That the Constitution be amended as follows:

a. In clause 9(1):

- i. In paragraph (a) DELETE “by” and INSERT “from amongst the delegates to”; and
- ii. In paragraph (b) DELETE “by” and INSERT “from amongst the delegates to”

b. In clause 9(3) after “constituencies” INSERT “from amongst the delegates to the Zones”; and

c. In clause 14, after clause 14(4) INSERT the following:

“(4a) The term of a person who is a delegate of a member of a Zone expires when the person:

- a) dies;
- b) ceases to be a Councillor of the Ordinary Member who elected or appointed the person as its delegate;
- c) resigns the position by notice in writing given to the Ordinary Member who elected or appointed the person as its delegate and the resignation is accepted;
- d) becomes a member of State or Federal Parliament;
- e) is convicted of an offence under the *Local Government Act 1995*;
- f) is permanently incapacitated by mental or physical ill-health; or
- g) is the subject of a resolution passed by the Ordinary Member who appointed the person as its delegate terminating their appointment as the delegate of that Ordinary Member.”

d. In clause 14(6)(a) after “deputy representatives” INSERT “from amongst the delegates to that Zone”; and

e. In clause 20(b) after “Councillor” INSERT “of the Ordinary Member who elected or appointed the person as its delegate”



3. That the Constitution be amended as follows:
  - a. In clause 6(2) before the first three occurrences of "Member" INSERT "Ordinary"
  - b. In clause 30(1) before "Member" INSERT "Ordinary"
  - c. In clause 30(2) before "Member" INSERT "Ordinary', and
  - d. INSERT clause 30(3) "An Associate Member may be expelled by resolution of State Council"
4. That the Constitution be amended to DELETE clause 33 (Transition) and all previous references to "Subject to the provisions of clause 33 (Transition)..." in clauses 9(3), 17(2), 18(2) and 19(1);

#### **Officer Comment**

Each of these amendments have previously been discussed by the WALGA State Council and the changes partly relate to a review conducted by WALGA and the opportunity has also been taken to tidy up parts of the constitution that have caused operational difficulty.

The constitution will now provide for five (5) meetings rather than six, enabling the first meeting of the year to be bought forward from April to March and this action is supported. Other parts of the constitution provides clarification for appointment of a President and Deputy President, as well as clarifying when the term of a person who is a delegate to a zone expires.

In all, the changes are considered reasonable and acceptable and should be supported.

#### **Officer Recommendation**

The motion be supported.

#### **AGM Resolution**

The motion was carried.

### **Item 3.2 Container Deposit Legislation (05-050-01-0001MB)**

#### **MOTION**

**That:**

1. **Western Australian Local Governments support the immediate introduction of a Container Deposit System in Western Australia to:**
  - a. **Reduce littering;**
  - b. **Improve rates of recycling;**
  - c. **Share the waste management costs; and**
  - d. **Increase community awareness and involvement in waste management; and**

**2. WALGA strongly lobbies the State Government for the immediate introduction of a Container Deposit System with Local Government collaboration.**

***Officer Comment***

This topic has existed for a very long period of time and was recently the subject of a national attempt to introduce container deposit legislation. Unfortunately it seems that the national attempt floundered and it is now left with each individual state to progress this matter independently.

The introduction of container deposit legislation has been generally accepted by WALGA and other relevant authorities and again, should be supported as its introduction will encourage recycling.

***Officer Recommendation***

The motion be supported.

***AGM Resolution***

The motion was carried.

**Item 3.3 Local Government Amendment (Regional Subsidiaries) Bill 2010 (05-034-01-0015 TB)**

**MOTION**

- 1. That this Annual General Meeting endorse the Local Government Amendment (Regional Subsidiaries) Bill 2010 as introduced into the Legislative Council by the Hon Max Trenorden MLC.**
- 3. That WALGA write to the Minister for Local Government, as a matter of urgency, requesting his support for the Local Government Amendment (Regional Subsidiaries) Bill 2010 to ensure its successful passage through Parliament.**

***Officer Comment***

This proposal enables local governments to establish arrangements for sharing functions by forming a body corporate. Proposals to free-up provisions of the Local Government Act to become involved in more entrepreneurial activities have been sought for a long period of time, but have not been advanced by the Minister. Following a recent interstate tour, a private members bill has been introduced which at the very least, enables Local Governments to commence entrepreneurial activities in partnership with other Local Governments. On this basis, this motion should also be supported.

***Officer Recommendation***

The motion be supported.

***AGM Resolution***

The motion was carried.

**Item 3.4          Licensing of Scrap Metal Yards (05-037-03-0004 AH)**

**MOTION**

**The Western Australian Local Government Association requests that the Minister for the Environment, in consultation with Local Government, the Fire and Emergency Services Authority and the Department of Environment and Conservation:**

- 1. Undertakes an investigation into the adequacy of existing regulations for all types and sizes of scrap metal yards;**
- 2. That regulatory enhancements/amendments be developed to ensure appropriate standards of operation can be put in place by the relevant authority and**
- 3. That the responsibilities and powers of the regulatory authorities involved be clarified.**

***Officer Comment***

The issue does not directly effect the City of South Perth, but since the motion only requests the relevant Minister to undertake an investigation which may result in further regulation, the motion should be supported.

***Officer Recommendation***

The motion be supported.

***AGM Resolution***

The motion was carried.

**Item 3.5          Review of Dog Registration Fees (06-012-03-0012 TB)**

**MOTION**

**That the Western Australian Local Government Association be requested to apply to the Minister for Local Government to increase dog registration fees to more realistic levels as the fees have not been increased since 1995.**

***Officer Comment***

The motion is overdue and should be supported. It is unfortunate the relevant State Government Department has not shown the initiative to regularly increase fees and charges across the board. On this occasion the current fees have not been amended in 16 years and a review is long overdue.

***Officer Recommendation***

The motion be supported.

***AGM Resolution***

The motion was carried.

### **Item 3.6      Rate Exemptions Charitable Bodies (05-034-01-007 TB)**

#### **MOTION**

**That the Western Australian Local Government Association continue to lobby the State and Federal Governments for Local Governments to be compensated for loss of revenue associated with the area of land used for independent living units on estates operated by registered charities and religious bodies, and that the compensation be an annual direct payment to the Local Governments on the production of an invoice to the State Revenue Department and Federal Treasury.**

#### **Officer Comment**

As with other motions on the AGM agenda, this particular item has been discussed, debated and considered over a long period of time without any real satisfaction to Local Government. In recent years there has been a significant growth in the number of independent living unit developments being built, particularly in our metropolitan areas, that are rate exempt and yet require the same or even greater level of servicing than normal rateable developments.

The motion provides that the State reimburse Local Governments for foregone rate revenue and this should be supported.

#### **Officer Recommendation**

The motion be supported.

#### **AGM Resolution**

The motion was carried.

### **Item 3.7      Local Government Award Coverage (07-004-01-0035 JP)**

#### **MOTION**

**That:**

- 1. The present uncertainty as to which Local Governments are or are not covered by the Federal Industrial Relations System is unacceptable;**
- 2. Member Councils determine that they would prefer to be covered by a State based industrial relations system; and**
- 3. WALGA request that the State Government take whatever steps are necessary to ensure that Local Government is covered by the State Industrial Relations system.**

#### **Officer Comment**

A considerable amount of work was undertaken by WALGA and CCI WA and their member Councils in submitting views and information for the formulation of the Federal Local Government Industry Award 2010. As a result of this, Local Government as an industry formalised a position that the *Local Government Industry Award 2010* should be applied to WA Local Government employers and that Federal enterprise agreements are the preferred employment instrument.

The dilemma facing the industry is that with the registration of two interim State awards, WA Local Governments will sit in the uncomfortable position of having two industrial commissions that both consider they hold coverage over them and have awards which apply to their employees. With over 80% of all WA Local Government authorities operating within the federal system It is a considered view that it would be a backward step for the industry to fall under the state system and a confusing one for employees especially those moving between local government authorities. Secondly, there is no compelling reason or benefit for WA Local Governments to fall under the state system.

The West Australian Industrial Relations Commission (WAIRC) is an antiquated jurisdiction. Union power through the state jurisdiction is considerable and this would give Unions much more power to get involved in day to day disputes including disciplinary, counselling and the right to file for unfair dismissal would extend to probationary employees.

**Officer Recommendation**

The motion **NOT** be supported.

**AGM Resolution**

The motion was lost.



**WALGA**

## **AGENDA**

- 1.00 – 1.10 pm** Welcome address by WALGA President, Mayor Troy Pickard and the National Anthem
- 1.10 – 1.30 pm** **Announcement of Local Government Honours for:**
- Life Membership (3) and
  - Eminent Service (12)
- Recipients are invited onto the stage for presentation and group photograph
- 1.30pm** **Commencement of Annual General Meeting**
- 1.30 – 1.40 pm** **President's Annual Report**
- 1.40 – 1.55 pm** **Presentation by the Hon Colin Barnett MEd MLA, Premier of Western Australia**
- 2.00 – 2.15 pm** **Presentation by the Hon Eric S Ripper MLA, Leader of the Opposition**
- 2.15 – 2:30 pm** **Presentation by Mr Adrian Beresford-Wylie, CEO of the Australian Local Government Association (ALGA)**
- 2.30 – 3.00 pm** **Introduction of the WALGA State Council by CEO Ricky Burges**
- 3.00 – 3.30 pm** **Afternoon tea**
- 3:30 – 5:00 pm** **Business session commences:**
- Attendance, Apologies and Announcements;
  - Adoption of the meeting Standing Orders (Attachment 1);
  - Confirmation of Minutes from last AGM (Attachment 2);
  - Adoption of President's Report;
  - Consideration of 2010/2011 Financial Statements; and
  - Consideration of Executive and Member Motions
- 5:00 pm** **Close of Annual General Meeting**



## **DELEGATES' REPORT**

### **Rivers Regional Council Ordinary General Meeting**

The Rivers Regional Council meeting was held at the City of Armadale on Thursday, 18 August 2011, commencing at 6.00 pm. The meeting concluded at 7.36 pm.

The Agenda (refer to attached Table of Contents) contained a number of routine items. For ease, the main items discussed by the Council are outlined below:

- Item 14.1 Payments for the Period 1 June 2011 to 30 June 2011
- Item 14.2 Financial Report for the Period Ending 30 June 2011
- Item 14.3 Regional Waste Education Coordinator - Progress Report
- Item 14.4 CEO - Activity Update
- Item 14.5 Feasibility Study - Cardno Project Report
- Item 14.6 Compositional Waste Audit

In regards to Item 14.5, Cardno have been assigned the Contract to complete the remaining tasks associated with progressing the Resource Recovery Feasibility study.

It is worth noting that the project timeframe submitted by Cardno, to complete the remaining tasks associated with the Resource Recovery Feasibility study, are as follows:

Task Description	Estimated Timeframe
Complete Part IV Environmental Assessment, including the review and approval by the EPA	October 2011 to April 2012
Tender preparation, evaluation of Tenders, award of tender to preferred Contractor, and Contract finalisation	August 2011 to May 2013
Construction of Resource Recovery Facility	May 2013 to October 2014
Commission of Resource Recovery Facility	October 2014 to December 2014

The Council adopted all of the recommendations for Items 14.1 to 14.6 inclusive.

The Minutes of the meeting are available to be read in full on iCouncil.

Delegates: Cr Cala  
Cr Ozsdolay

9 September 2011



## RIVERS REGIONAL COUNCIL - ORDINARY MEETING TABLE OF CONTENTS

1. DECLARATION OF OPENING/ANNOUNCEMENT OF VISITORS .....	1
2. ATTENDANCE AND APOLOGIES .....	1
3. DISCLOSURE OF INTEREST .....	2
4. ANNOUNCEMENTS BY THE CHAIR WITHOUT DISCUSSION .....	2
5. RESPONSE TO PREVIOUS PUBLIC QUESTIONS TAKEN ON NOTICE .....	2
6. PUBLIC QUESTION TIME .....	2
7. APPLICATIONS FOR LEAVE OF ABSENCE .....	3
8. PETITIONS, DEPUTATIONS AND PRESENTATIONS .....	3
9. CONFIRMATION OF MINUTES OF PREVIOUS MEETINGS .....	3
9.1 Confirmation of the Minutes of the Ordinary Council Meeting held on 16 June 2011 .	3
10. QUESTIONS BY MEMBERS OF WHICH DUE NOTICE HAS BEEN GIVEN .....	3
11. QUESTIONS WITHOUT NOTICE .....	3
12. ANNOUNCEMENTS OF CONFIDENTIAL MATTERS FOR WHICH THE MEETING MAY BE CLOSED TO THE PUBLIC .....	3
13. BUSINESS NOT DEALT WITH FROM PREVIOUS MEETING .....	3
14. REPORTS OF OFFICERS .....	4
14.1 Payments for the Period 1 June 2011 to 30 June 2011 .....	4
14.2 Financial Report for the Period Ending 30 June 2011.....	7
14.3 Regional Waste Education Coordinator - Progress Report .....	16
14.4 CEO - Activity Update .....	18
14.5 Feasibility Study - Cardno Project Report .....	20
14.6 Compositional Waste Audit .....	46
15. REPORTS OF COMMITTEES .....	51
15.1 Audit Committee Meeting .....	51
16. REPORTS OF DELEGATES .....	53
16.1 Municipal Waste Advisory Council . .....	53
17. ELECTED MEMBER MOTIONS OF WHICH PREVIOUS NOTICE HAS BEEN GIVEN .	54
18. NEW BUSINESS OF AN URGENT NATURE APPROVED BY THE CHAIRMAN OR BY DECISION OF THE MEETING .....	54
19. CONFIDENTIAL MATTERS FOR WHICH THE MEETING MAY BE CLOSED TO THE PUBLIC.....	54
19.1 Chief Executive Officer - Committee Report 2011 (Annual Appraisal).....	54
20. ADVICE OF NEXT MEETING .....	54
21. CLOSURE .....	54