

Vision 2027 Strategic Community Plan Review

Stage One Survey Results



24/60 Royal Street EAST PERTH
p: 08 9225 7772
e: market@researchsolutions.com.au

Contents

Page #	
3	Introduction, objectives and method
6	Key findings
11	What people like the most about living in or visiting the City of South Perth
32	Ideas to make the City of South Perth a better place to live or visit
52	Other priorities for the City to focus on over the next ten years
72	Communication and Consultation
74	Appendices (sample statistics; detailed tables for Q1, Q2 & Q3; the questionnaire; technical appendix)

Introduction

The City of South Perth is in the process of revising 'Vision 2017', its ten year Strategic Community Plan 2017-2027. This review is due for completion mid 2017.

Research Solutions has been commissioned to assist the City with stage one of the process by:

- Reviewing the results of its community survey
- Analysing the information gathered and compiling the results in a report to the City.

The City will then undertake a series of 'have your say' workshops with the community to explore the issues in more detail; a draft of the Strategic Community Plan will be released in April for public comment and it will go to Council in June 2017.



Objectives

The survey focused on three main questions:

- 1) What are the 3 things you like most about living in or visiting the City of South Perth?
- 2) What three ideas do you have that would make the City a better place to live or visit?
- 3) Are there any other priorities you would like the City to focus on over the next 10 years?

Information was also collected to profile the respondents in terms of:

- Suburb of residence
- Connection to South Perth
- Age group
- Interest in the stage two workshops

This information is to be found in the Appendix.

Method

The City sought to gather feedback from a broad cross section of the City's community. The minimum standard for consultation requires that at least 500 or 10% of residents are involved, whichever is fewer, and that at least two documented mechanisms are used. The strategy used in this review exceeded these minimum standards with both online and hard copy questionnaires completed.

The survey was responded to by 1194 respondents who answered all of the questions. Of these:

- 88% live in the City of South Perth
- 44% study in the City
- 42% attend events
- 16% work in South Perth
- 8% own businesses there

The survey ran from 7th November to the 12th December and was widely promoted. It was accessed by a link on the City's website and hard copies were made available on request to those without internet access. About half of the responses were received within the first week.

It should be noted that responses to the survey amongst the 50-69 age group tend to be over represented and responses amongst the under 25 age group tend to be under represented.

In drawing conclusions from the data it should be noted that the questions were open ended and hence the relative importance of the issue compared to others should be considered; the proportion of people mentioning each issue is indicative as individual percentages can be influenced by day to day occurrences during the survey period.

What did they tell us?

THE KEY FINDINGS



What people like most

What people like most about the City of South Perth are the immutable aspects of its **location** (71%) and the **natural environment** (66%) of its setting. These are substantially the most frequently mentioned benefits. On closer inspection, it is apparent that these two benefits are linked to some extent. Location is not just proximity to the Perth CBD and the relative centrality of South Perth to other parts of Greater Perth, but also proximity to the Swan River.

"Its proximity to the river and the city without 'inner city clutter'."

"Proximity to Perth city, the rivers, the new stadium precinct, Kings Park and everything else. It is a great location to live."

And the river is a key part of the City's natural environment, which is mainly described as beautiful parks and open spaces:

Natural Beauty - parks, street trees and river

Green spaces, leafy streetscapes, the river

The impression is a suburb that is a sea of green and blue.

And these likes are shared across suburb, across age group and across connection to South Perth.



Ideas to make the City a better place

Whilst there is strong agreement amongst people on what they like about the City of South Perth, there is considerable diversity in how to make the City a better place. These differences are greatest between residents of the different suburbs and between age groups.

Economy and lifestyle (40%), is mostly about activating the café, restaurant and bar scene (20%); improving parking, such as more public parking, free shopper parking and enforcing parking rules to stop commuters parking in South Perth (14%) and improving the retail offering (13%). Activating the café, restaurant and bar scene enjoys widespread support, and was amongst the more popular ideas in four of the suburbs and five of the six age groups. Activating the café, restaurant and bar scene is particularly popular amongst the younger demographic, as is improving the retail offering.

Planning and design (37%), is another of the more popular themes, this is mostly about limiting high rise development (17%), limiting density (6%) and controlled & planned development (5%). It was more of an issue amongst South Perth residents, and those aged 60+.


Improving **infrastructure** (also 37%) was another key theme, but unlike the previous two the priorities within this differed based on your perspective. Traffic management (11%) had widespread support. In contrast, the swimming pool (9%) achieved strong support from Manning, Salter Point and Como residents. And improvements to cycleways (8%) were particularly likely to be suggested by Waterford residents.

Ideas to make the City a better place

The **natural environment** (34%) rounded out the key themes to make the City a better place. The main ideas to emerge here reflected maintaining and enhancing what people liked about the City's natural environment, **upgrading and activating the foreshore**, including evening activities and shade (15%). It was evident from the comments that the foreshore extend to the entire foreshore area of the City and not just the suburb of South Perth. **Planting more trees and more appropriate trees** (not the Queensland box tree and not those that shed leaves and bark) and **maintaining the trees** (10%) and **conserving and upgrading the parks and open spaces** (10%) were the other main ideas to emerge.

Whilst there was less focus on public transport overall (29%), the areas mentioned were:

- Better public transport connecting the City's suburbs or a CAT bus (13%)
- Improving the ferry service, including extended hours & more stops up to Canning Bridge (10%)
- The South Perth train station (9%).



Other priorities

The other priorities to focus on contained an even greater level of diversity.

Whilst small in size, more people mentioned ideas relating to planning & design (26%) than any other key theme. And again, the issue was one of limiting high rise (9%), but also the need for a controlled development plan for the City, including a transport plan (7%).

“With the forthcoming completions of the new high rises, the city needs to look at how to cope with the increased population & plan for the future in areas like traffic & parking, schools & childcare facilities, medical services, sports ground & public parks, etc.”

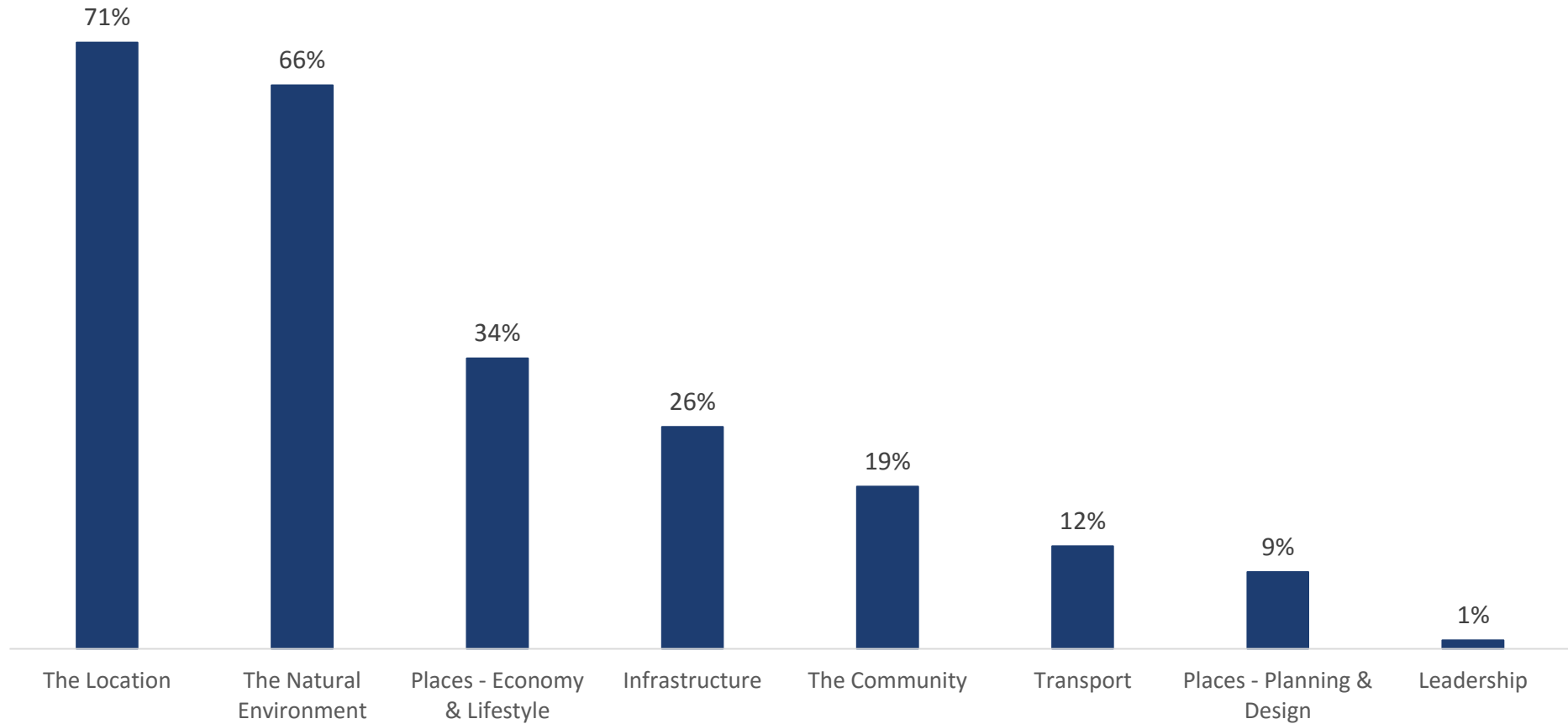
Concern was frequently expressed about how the City would cope from a traffic congestion and parking perspective with the increased high rise population. Whilst there was support for this development being concentrated around transport hubs, concern was expressed that these were already badly congested.

What are the three things you like most about living in or visiting the City of South Perth?

WHAT PEOPLE LIKE MOST



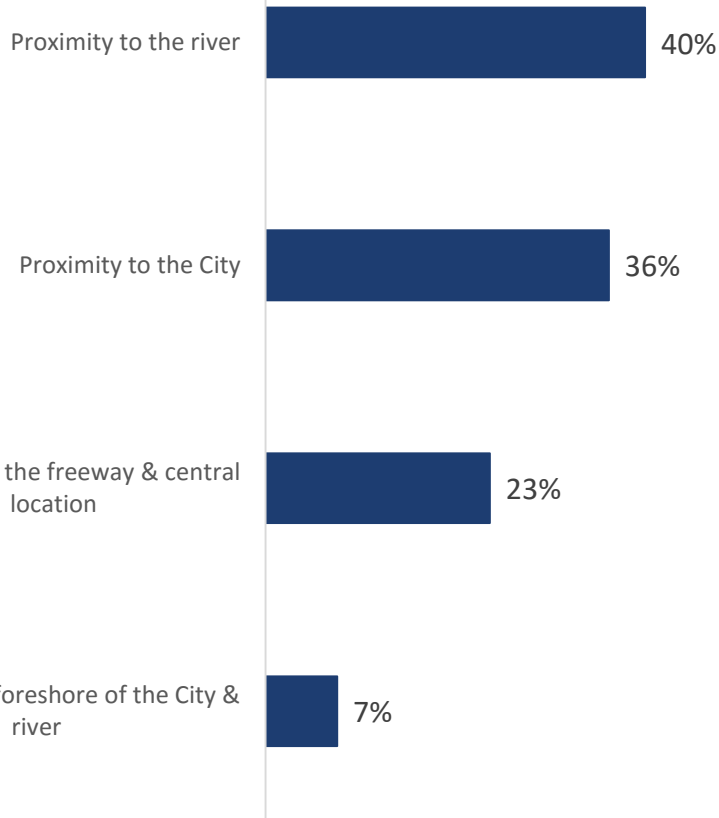
What people like most ... that South Perth is a nice place



What are the three things you like most about living in or visiting the City of South Perth? (n=1194)

What people like about the location

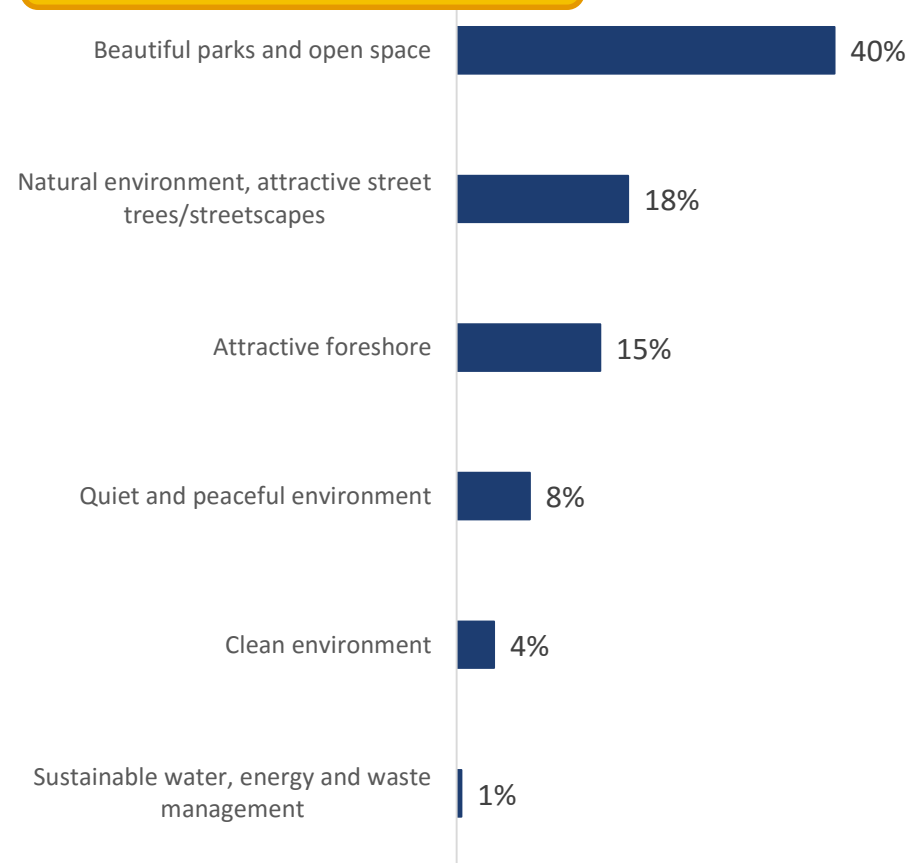
71% listed *location* as one of the three things they liked most



- Proximity is important in all suburbs, but the city/river view is mentioned by more residents of the suburb of South Perth (11%).
- The City's proximity to the city (39%), river (42%) and freeway (25%), as well as location generally (74%) were mentioned most by residents.
- The location was least likely to be mentioned by the under 25 year olds (45%).

What people like about the natural environment

66% listed *natural environment* as one of the three things they liked most



- The love of the City's natural environment was shared across the community.
- The attractive foreshore is the only aspect to be mentioned by some groups more than others. It was nominated by more workers (22%) and by more people aged 25 – 34 years (25%).

What people like about places – economy & lifestyle

34% listed *places – economy & lifestyle* as one of the three things they liked most

Restaurants, cafes and bars (partic.
Angelo Street and Mendes Street)

17%

The village atmosphere/community spirit

14%

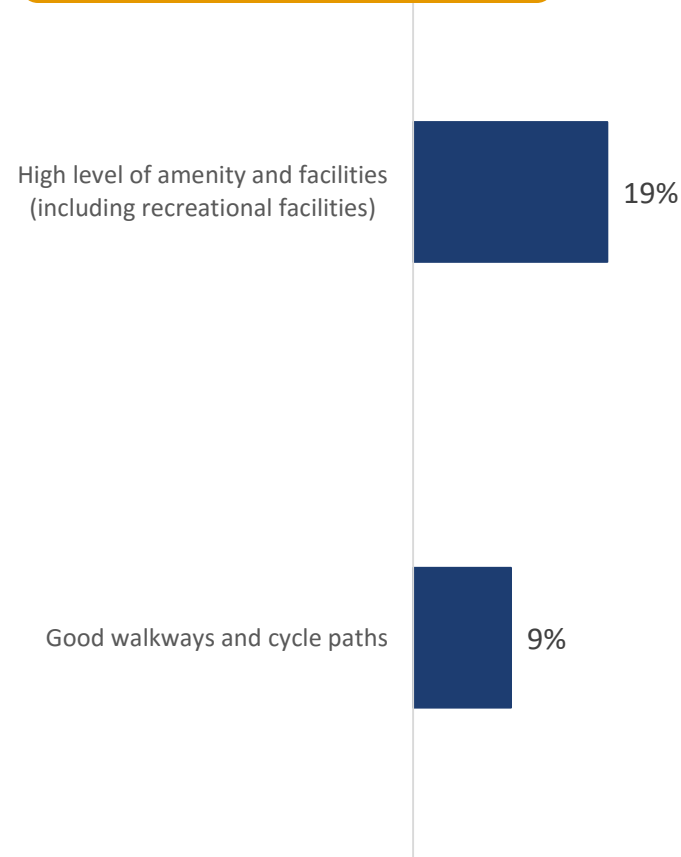
The zoo

6%

- More South Perth residents nominated the village atmosphere / community spirit (22%) in their top 3, as well as economy & lifestyle generally (42%) than residents of other suburbs .
- Fewer Manning (13%) and Como (25%) residents nominated economy & lifestyle generally.
- The village atmosphere / community spirit was also nominated by more residents (16%), by more people aged in their 60s (21%) and by fewer aged 25 – 34 years (4%).

What people like about infrastructure

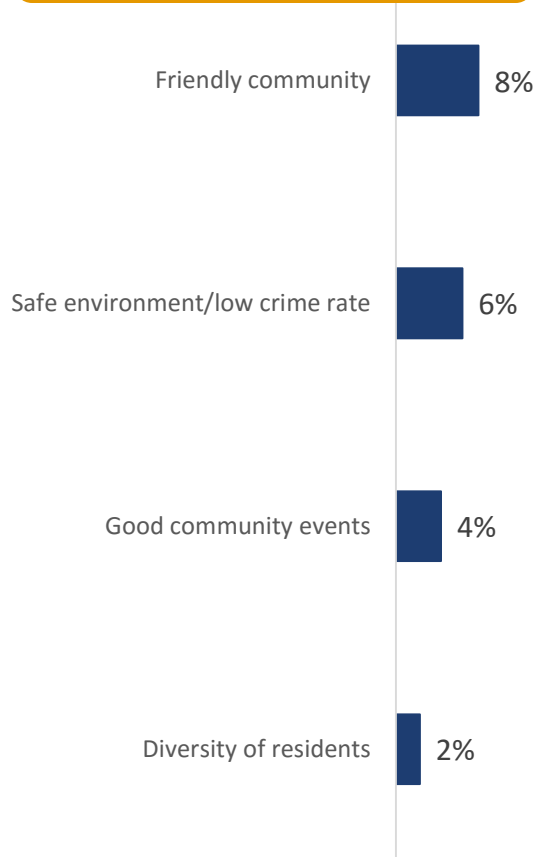
26% listed *infrastructure* as one of the three things they liked most



- High level of amenity and facilities was mentioned by fewer South Perth residents (14%).

What people like about the community

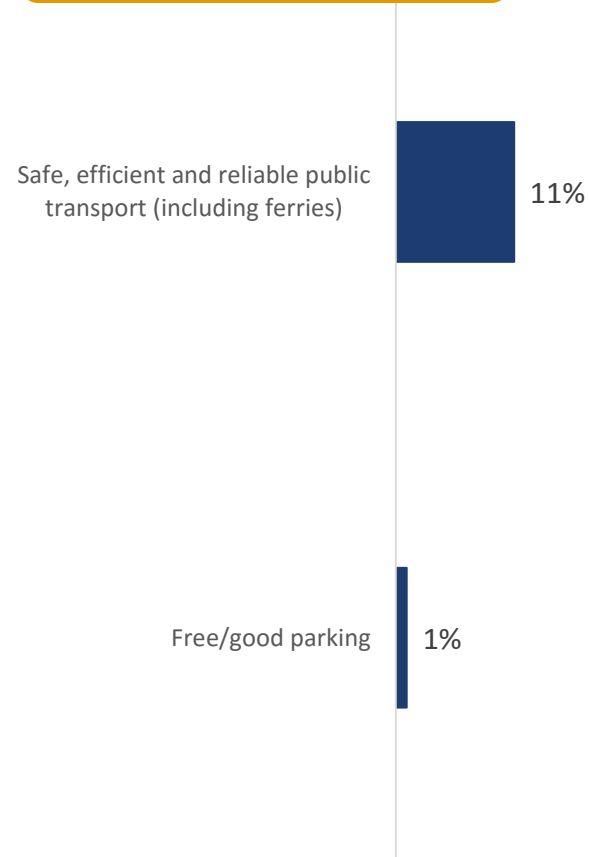
19% listed *community* as one of the three things they liked most



- The friendly community was mentioned by more people under 25 years (24%), as were good community events (12%).

What people like about transport

12% listed *transport* as one of the three things they liked most



- Safe, efficient and reliable public transport was mentioned by more people aged 70+ years (21%), as was transport generally (also 21%).

What people like about places – planning & design

9% listed *places – planning & design* as one of the three things they liked most

Low density living (few high rise) 5%






4%




Heritage/ character/ historic buildings


- The planning & design aspects of places attracted similarly low levels of following across all groups.

Attractive features by suburb

Key Themes	South Perth	Manning	Como	Waterford	Karawara	Kensington	Salter Point
Location	73%	77%	75%	64%	76%	72%	69%
Natural Environment	67%	66%	64%	71%	53%	63%	67%
Places – Economy & Lifestyle	42% 	13% 	25% 	25%	24%	29%	21%
Infrastructure & Transport – Infrastructure	21%	34%	29%	39%	41%	26%	36%
Community	17%	25%	23%	11%	29%	21%	12%
Infrastructure & Transport – Transport	12%	10%	16%	11%	6%	4%	7%
Places – Planning & Design	11%	3%	7%	7%	12%	14%	2%
Leadership	1%	2%	1%	4%	0%	2%	0%

Key

 Statistically Higher than participants overall

 Statistically Lower than participants overall

Likes by suburb

South Perth (n=493)	%
Proximity to the river	38
Beautiful parks and open space	37
Proximity to the City	37
Proximity to the freeway & central location	23
The village atmosphere & community spirit	22
Attractive street trees/streetscapes	19
Restaurants, cafes & bars	18
Attractive foreshore	16
High level of amenity and facilities (inc. recreational facilities)	14
The view from the foreshore of the city/river	11
Safe, efficient & reliable public transport	11



Manning (n=61)	%
Proximity to the river	51
Beautiful parks and open space	48
Proximity to the City	34
High level of amenity and facilities (inc. recreational facilities)	30
Proximity to the freeway & central location	26
Quiet and peaceful environment	13
Friendly community	11
Attractive street trees/streetscapes	10
Safe, efficient & reliable public transport	10
Clean environment	10

Likes by suburb

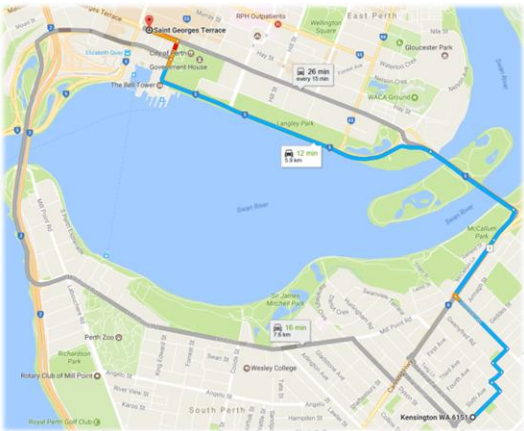
Como (n=304)	%
Beautiful parks and open space	45
Proximity to the river	45
Proximity to the City	41
Proximity to the freeway & central location	25
High level of amenity and facilities (inc. recreational facilities)	23
Attractive street trees/streetscapes	17
Safe, efficient & reliable public transport	15
Restaurants, bars & cafes	13
Attractive foreshore	13
The village atmosphere & community spirit	12
Safe environment, low crime rate	10



Waterford (n=28)	%
Beautiful parks and open space	54
Proximity to the river	36
Proximity to the City	32
Proximity to the freeway & central location	29
High level of amenity and facilities (inc. recreational facilities)	25
Restaurants, bars & cafes	18
Good walkways and cycle paths	18
Safe, efficient & reliable public transport	11
Attractive foreshore	11
Quiet and peaceful environment	11
Clean environment	11

Likes by suburb

Kensington (n=105)	%
Proximity to the City	46
Proximity to the river	44
Beautiful parks and open space	39
Proximity to the freeway & central location	24
Attractive street trees/streetscapes	24
High level of amenity and facilities (inc. recreational facilities)	18
The village atmosphere & community spirit	15
Restaurants, bars & cafes	13
Attractive foreshore	11
Friendly community	10



Salter Point (n=42)	%
Proximity to the river	40
Beautiful parks and open space	38
Proximity to the City	31
Proximity to the freeway & central location	26
Good walkways and cycle paths	21
Attractive street trees/streetscapes	19
High level of amenity and facilities (inc. recreational facilities)	19
Quiet and peaceful environment	14
The village atmosphere & community spirit	12
Attractive foreshore	10
Safe environment / low crime rate	10

Likes by age

Key Themes	Under 25 years	25 – 34 years	35 – 49 years	50 – 59 years	60 – 69 years	70+ years
Location	45%↓	76%	69%	75%	77%	68%
Natural Environment	57%	71%	70%	63%	62%	66%
Places – Economy & Lifestyle	19%	35%	35%	32%	33%	34%
Infrastructure & Transport – Infrastructure	36%	18%	24%	28%	28%	29%
Community	33%	23%	22%	18%	13%	18%
Infrastructure & Transport – Transport	17%	10%	8%	12%	14%	21%↑
Places – Planning & Design	0%	7%	8%	8%	10%	11%
Leadership	0%	1%	0%	2%	1%	2%

Key

- ↑ Statistically higher than participants overall
- ↓ Statistically lower than participants overall

Likes by age

Under 25 years (n=42)	%
Beautiful parks and open space	31
High level of amenity and facilities (inc. recreational facilities)	31
Friendly community	24
Proximity to the river	19
Proximity to the freeway & central location	19
Safe, efficient & reliable public transport	17
Proximity to the City	14
Restaurants, bars & cafes	12
Attractive foreshore	12
Quiet and peaceful environment	12
Good community events	12
The view from the foreshore of the city/river	10



25 – 34 years (n=136)	%
Proximity to the river	40
Proximity to the City	38
Beautiful parks and open space	34
Attractive foreshore	25
Restaurants, bars & cafes	23
Proximity to the freeway & central location	20
Attractive street trees/streetscapes	19
High level of amenity and facilities (inc. recreational facilities)	15
Safe environment / low crime rate	11
The view from the foreshore of the city/river	10
Safe, efficient & reliable public transport	10

Only likes mentioned by 10%+ are shown. The younger and older age groups were combined due to low numbers of participants.

Likes by age

35 – 49 years (n=303)

	%
Beautiful parks and open space	44
Proximity to the river	40
Proximity to the City	36
Attractive street trees/streetscapes	20
Proximity to the freeway & central location	19
Restaurants, bars & cafes	18
High level of amenity and facilities (inc. recreational facilities)	18
Attractive foreshore	17
The village atmosphere & community spirit	12



50 – 59 years (n=256)

	%
Beautiful parks and open space	42
Proximity to the river	41
Proximity to the City	39
Proximity to the freeway & central location	24
High level of amenity and facilities (inc. recreational facilities)	19
Restaurants, bars & cafes	16
Attractive street trees/streetscapes	16
Attractive foreshore	16
The village atmosphere & community spirit	14
Good walkways and cycle paths	12
Safe, efficient & reliable public transport	10

Only likes mentioned by 10%+ are shown. The younger and older age groups were combined due to low numbers of participants.

Likes by age

60 – 69 years (n=278)


	%
Proximity to the river	43
Proximity to the City	38
Beautiful parks and open space	37
Proximity to the freeway & central location	31
The village atmosphere & community spirit	21
High level of amenity and facilities (inc. recreational facilities)	19
Attractive street trees/streetscapes	19
Safe, efficient & reliable public transport	13
Restaurants, bars & cafes	12
Attractive foreshore	10
Good walkways and cycle paths	10



70+ years (n=140)


	%
Beautiful parks and open space	41
Proximity to the river	38
Proximity to the City	29
Proximity to the freeway & central location	24
Safe, efficient & reliable public transport	21
High level of amenity and facilities (inc. recreational facilities)	20
Attractive street trees/streetscapes	20
Restaurants, bars & cafes	16
The village atmosphere & community spirit	16
Good walkways and cycle paths	11
Friendly community	11
Quiet and peaceful environment	10

Likes by connection to the City of South Perth

Key Themes	Live here	Work here	Own a business	Shop here	Study here	Attend events here
Location	74% 	64%	72%	65%	71%	67%
Natural Environment	66%	70%	60%	55%	63%	66%
Places – Economy & Lifestyle	33%	38%	35%	23%	37%	36%
Infrastructure & Transport – Infrastructure	26%	28%	25%	38%	29%	27%
Community	19%	15%	15%	33%	20%	22%
Infrastructure & Transport – Transport	12%	11%	9%	15%	12%	12%
Places – Planning & Design	9%	7%	10%	10%	10%	9%
Leadership	1%	1%	1%	0%	1%	1%



Key

 Higher than participants overall

 Lower than participants overall

Likes by connection to the City of South Perth

I live here (n=1053)	%
Proximity to the river	42
Beautiful parks and open space	41
Proximity to the City	39
Proximity to the freeway & central location	25
High level of amenity and facilities (inc. recreational facilities)	18
Attractive street trees/streetscapes	18
The village atmosphere & community spirit	16
Restaurants, bars & cafes	15
Attractive foreshore	13
Safe, efficient & reliable public transport	11



I work here (n=190)	%
Beautiful parks and open space	44
Proximity to the river	34
Proximity to the City	29
High level of amenity and facilities (inc. recreational facilities)	24
Attractive foreshore	22
Proximity to the freeway & central location	21
Restaurants, bars & cafes	19
Attractive street trees/streetscapes	18
The village atmosphere & community spirit	14

Likes by connection to the City of South Perth

I own a business here (n=68)

	%
Proximity to the river	41
Beautiful parks and open space	34
Proximity to the City	31
Proximity to the freeway & central location	31
Attractive street trees/streetscapes	21
High level of amenity and facilities (inc. recreational facilities)	19
The village atmosphere & community spirit	19
Restaurants, bars & cafes	16
Attractive foreshore	10
Quiet and peaceful environment	10



I shop here (n=40)

	%
Proximity to the river	35
High level of amenity and facilities (inc. recreational facilities)	30
Beautiful parks and open space	28
Proximity to the City	20
Proximity to the freeway & central location	20
Attractive foreshore	15
Friendly community	15
Safe, efficient & reliable public transport	13
Attractive street trees/streetscapes	13
Quiet and peaceful environment	13
The village atmosphere & community spirit	10
Restaurants, bars & cafes	10
Good walkways and cycle paths	10
Safe environment / low crime rate	10

Only likes mentioned by 10%+ are shown. Only the connections that were pre-coded on the survey are shown.

Likes by connection to the City of South Perth

I study here (n=519)	%
Proximity to the river	42
Beautiful parks and open space	41
Proximity to the City	33
Proximity to the freeway & central location	26
High level of amenity and facilities (inc. recreational facilities)	20
Attractive street trees/streetscapes	19
The village atmosphere & community spirit	19
Restaurants, bars & cafes	18
Attractive foreshore	15
Safe, efficient & reliable public transport	11
Good walkways and cycle paths	11

Aquinas College
Collier Primary School
Kensington Primary School
Penrhos College
Saint Pius X Primary School
Wesley College

Clontarf Aboriginal College
Como Secondary College
Manning Primary School
St Columba's Catholic Primary School
South Perth Primary School
Curtin University



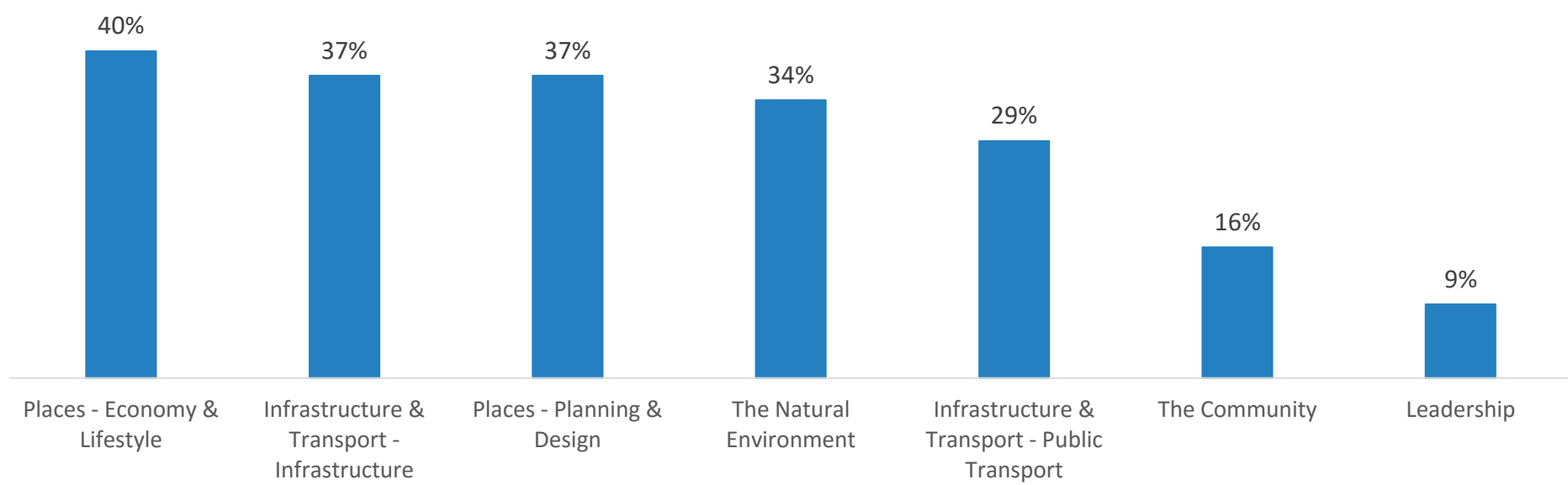
I attend events here (n=497)	%
Beautiful parks and open space	42
Proximity to the river	40
Proximity to the City	32
Proximity to the freeway & central location	23
High level of amenity and facilities (inc. recreational facilities)	19
Attractive street trees/streetscapes	18
Restaurants, bars & cafes	18
The village atmosphere & community spirit	16
Attractive foreshore	15
Safe, efficient & reliable public transport	11
Friendly community	11
Good walkways and cycle paths	10

What three ideas do you have that would make the City of South Perth a better place to live or visit?

IDEAS TO MAKE THE CITY A BETTER PLACE



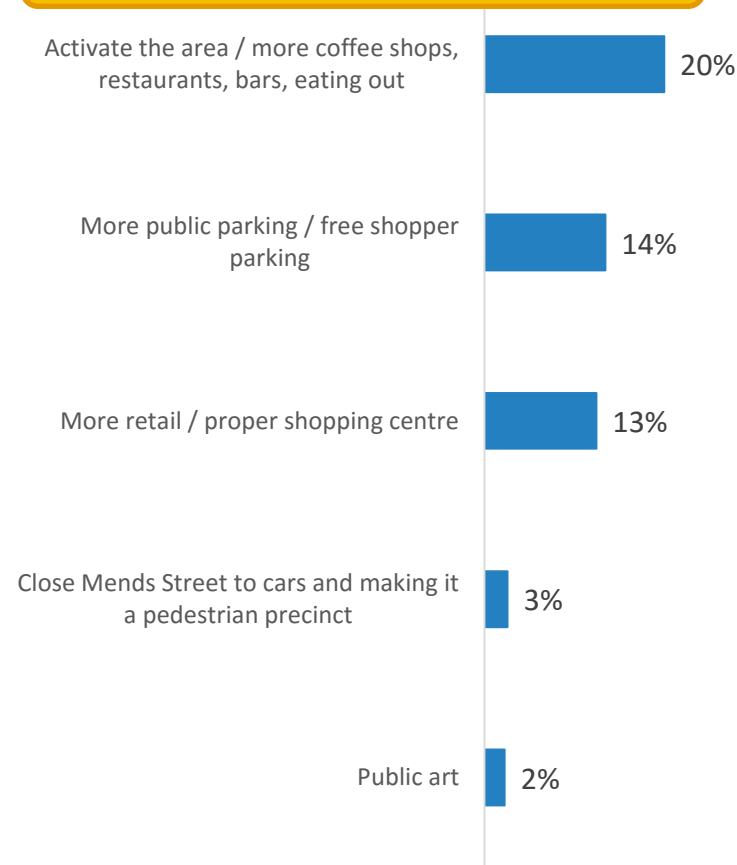
Ideas for improving ... a diverse range of views



What three ideas do you have that would make the City of South Perth a better place to live / visit? (n=1186)

Ideas for improvements relating to places – economy & lifestyle

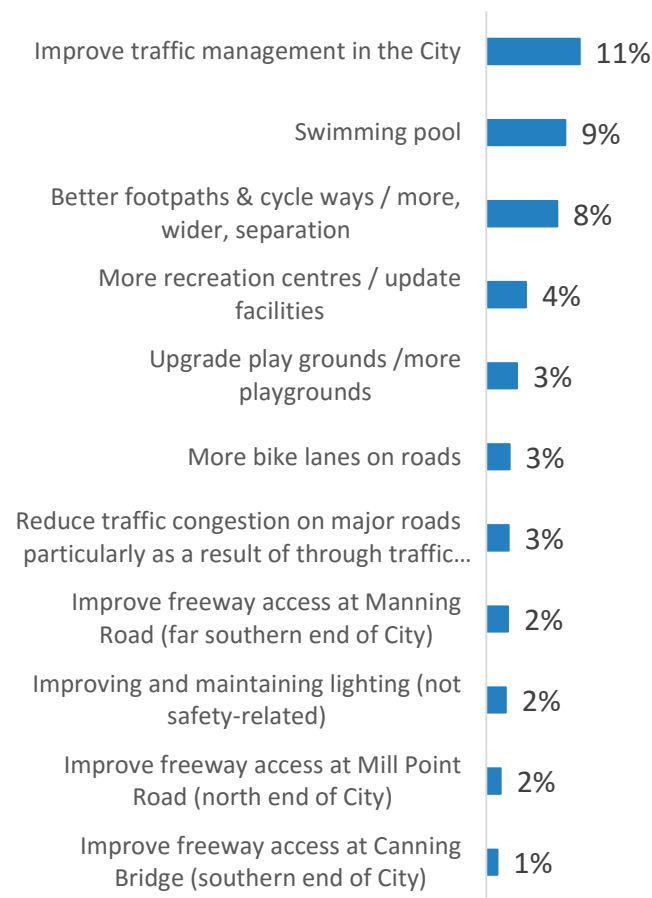
40% listed *places – economy & lifestyle* as one of their three ideas for improving the City



- Activating the area with more coffee shops, restaurants, bars and options for eating out were popular amongst those aged 25 – 34 years (41%).
- More retail options, particularly a proper shopping centre and a large supermarket, were also suggested by those aged 25 – 34 years (29%).

Ideas for improvements relating to infrastructure

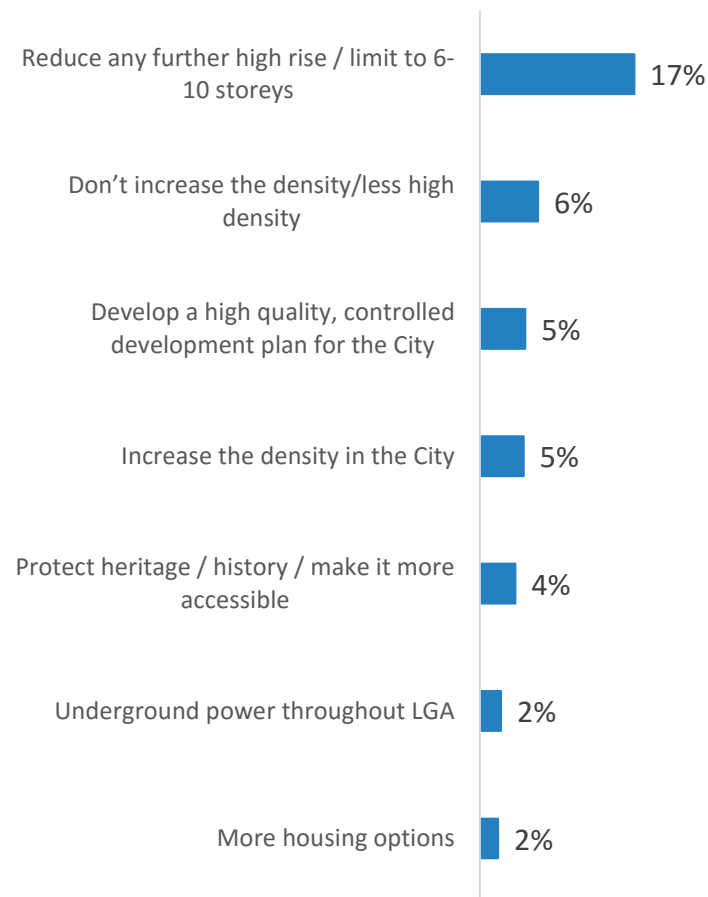
37% listed *infrastructure* as one of their three ideas for improving the City



- Improved traffic management in the City covered a wide range of congestion and access issues and was more of an issue for residents (12%). It was also more likely to be mentioned by those in their 60s (16%).
- The swimming pool was more likely to be suggested by residents of Manning (30%), Salter Point (24%) and Como (14%).
- Manning residents also suggested more recreation centres and updated facilities (13%).
- Better footpaths and cycleways, wider and with more separation between walkers and cyclists was suggested by more Waterford residents (25%).

Ideas for improvements relating to places – planning & design

37% listed *places – planning & design* as one of their three ideas for improving the City



- Limiting high rise was most frequently mentioned by residents of the suburb of South Perth (27%), and residents of the City generally (19%). It was also most frequently mentioned by those their 60s (27%) and those aged 70+ (31%)
- In contrast, suggestions to increase the density in the City were more common amongst those aged 25 – 34 years (17%) many of these suggested this would activate the City.
- Underground power in all suburbs was mentioned particularly by Kensington residents (10%).
- More housing options were sought by those aged under 25 years (10%).

“A fully structured City Planning scheme that takes in traffic flow management, better structure designs that is compatible with its surrounds”

Ideas for improvements relating to the natural environment

34% listed *natural environment* as one of their three ideas for improve the City

Upgrade / activate the foreshore / evening activities & shade 15%

Plant more (appropriate) trees / better upkeep of trees 10%

Conserve and upgrade the parks and open spaces 10%

Get people to improve their verges and untidy properties 2%

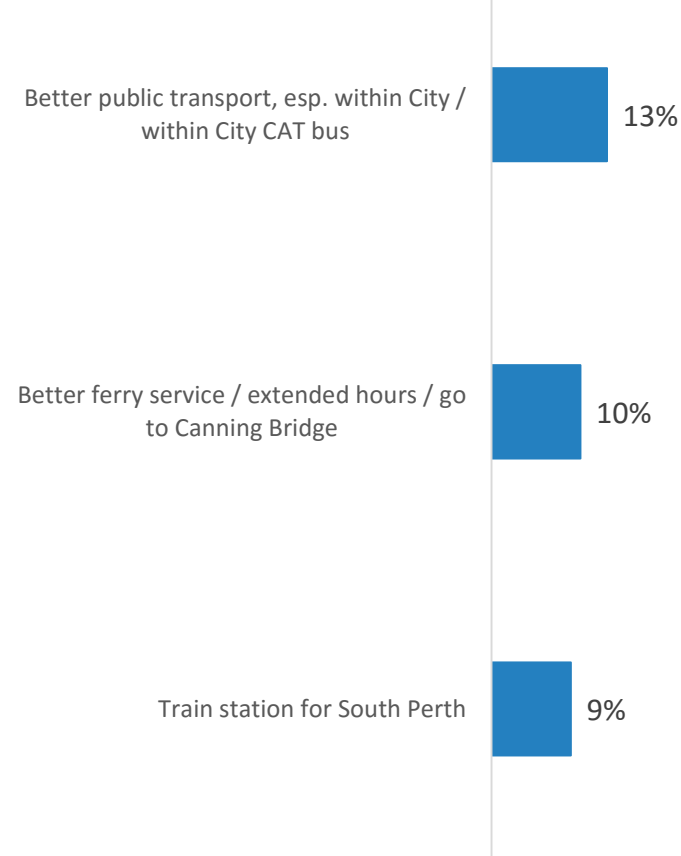
Retain trees on private property / developers not to take them out 0%

- Suggestions relating to the natural environment were shared across the community.

NB: the foreshore was not limited to the South Perth foreshore but all of the river foreshore in the City including Como, Canning Bridge, Salter Point and Waterford.

Ideas for improvements relating to public transport

29% listed *public transport* as one of their three ideas for improving the City



- Public transport suggestions were equally mentioned across the community.

Ideas for improvements relating to community

16% listed *community* as one of their three ideas for improving the City




More regular community events 10%

Improve the safety of the area, inc. lighting 4%


Farmers markets /markets/ European markets 3%


- More regular community events were more frequently suggested by the under 25s (29%) and those aged 25 – 34 years (21%).
- Improving the safety of the area was more likely to be mentioned by Karawara residents (1 in 4 of the 17 Karawara residents who participated in the survey).

Ideas for improving the City by suburb

Key Themes	South Perth	Manning	Como	Waterford	Karawara	Kensington	Salter Point
Places – Economy & Lifestyle	43%	33%	37%	25%	47%	36%	20%
Places – Planning & Design	49% 	25%	27% 	14%	24%	45%	17%
Infrastructure & Transport – Infrastructure	32%	63% 	40%	50%	53%	38%	54%
Natural Environment	34%	27%	36%	32%	35%	31%	22%
Infrastructure & Transport – Public Transport	33%	22%	29%	7%	6%	29%	12%
Community	12%	8%	19%	11%	29%	13%	29%
Leadership	6%	15%	9%	14%	12%	13%	22%

Key

 Statistically higher than participants overall

 Statistically lower than participants overall

Ideas for improving the City by suburb

South Perth (n=493)	%
Reduce any further high rise / limit to 6-10 storeys	27
Activate / more coffee shops, restaurants, bars, eating out	21
More public parking / free shopper parking	16
Upgrade / activate the foreshore / evening activities & shade	15
Improve traffic management in the City	13
Better public transport, esp. within City / within City CAT bus	13
More retail / proper shopping centre	13
Better ferry service / extended hours / go to Canning Bridge	13
Train station for South Perth	11
Conserve & upgrade parks and public open spaces	10
More (appropriate) trees / better upkeep of trees	10



Manning (n=60)	%
Swimming pool	30
Better footpaths & cycle ways / more, wider, separation	18
Activate / more coffee shops, restaurants, bars, eating out	15
Better public transport, esp. within City / within City CAT bus	13
More recreation centres / update facilities	13
More public parking / free shopper parking	12
More (appropriate) trees / better upkeep of trees	12
Upgrade / activate the foreshore / evening activities & shade	10

Ideas for improving the City by suburb

Como (n=302)	%
Activate / more coffee shops, restaurants, bars, eating out	20
Better public transport, esp. within City / within City CAT bus	15
Upgrade / activate the foreshore / evening activities & shade	14
Swimming pool	14
More public parking / free shopper parking	13
More retail / proper shopping centre	13
More (appropriate) trees / better upkeep of trees	12
More regular community events	12
Reduce any further high rise / limit to 6-10 storeys	11
Conserve & upgrade parks and public open spaces	11
Better ferry service / extended hours / go to Canning Bridge	11
Train station for South Perth	10



Waterford (n=28)	%
Better footpaths & cycle ways / more, wider, separation	25
Upgrade / activate the foreshore / evening activities & shade	14
Swimming pool	14
More (appropriate) trees / better upkeep of trees	14
Activate / more coffee shops, restaurants, bars, eating out	11
More public parking / free shopper parking	11
More regular community events	11
Improve traffic management in the City	11
Improve freeway access at Manning Road	11

Ideas for improving the City by suburb

Kensington (n=103)	%
Activate / more coffee shops, restaurants, bars, eating out	23
Better public transport, esp. within City / within City CAT bus	16
Improve traffic management in the City	15
Reduce any further high rise / limit to 6-10 storeys	14
Conserve & upgrade parks and public open spaces	14
Don't increase the density / less high density	12
Upgrade / activate the foreshore / evening activities & shade	11
Underground power throughout the LGA	10



Salter Point (n=41)	%
Swimming pool	24
More regular community events	17
Improve freeway access at Manning Road	17
Better public transport, esp. within City / within City CAT bus	12
Improve traffic management in the City	12
Conserve & upgrade parks and public open spaces	12
Improve the safety of the area, inc. lighting	12
Sustainability initiatives / environmental concerns	10
More recreation centres / update facilities	10

Ideas for improving the City by age

Key Themes	Under 25 years	25 – 34 years	35 – 49 years	50 – 59 years	60 – 69 years	70+ years
Places – Economy & Lifestyle	45%	55%↑	38%	34%	42%	33%
Places – Planning & Design	21%	35%	29%↓	35%	46%↑	49%↑
Infrastructure & Transport – Infrastructure	19%	30%	40%	36%	38%	44%
Natural Environment	21%	23%	39%	30%	40%	31%
Infrastructure & Transport – Public Transport	19%	29%	29%	33%	28%	27%
Community	38%↑	28%↑	21%↑	13%	8%↓	6%↓
Leadership	0%	5%	10%	12%	8%	8%


Key

↑ Higher than participants overall

↓ Lower than participants overall

Ideas for improving the City by age


Under 25 years (n=42)	%
More regular community events	29
More retail / proper shopping centre	24
Activate / more coffee shops, restaurants, bars, eating out	19
Conserve & upgrade parks and public open spaces	12
Improve the safety of the area, inc. lighting	12
Upgrade / activate the foreshore / evening activities & shade	10
Better public transport, esp. within City / within City CAT bus	10
More housing options	10



25 – 34 years (n=133)	%
Activate / more coffee shops, restaurants, bars, eating out	41
More retail / proper shopping centre	29
More regular community events	21
Increase the density in the City	17
Upgrade / activate the foreshore / evening activities & shade	16
Better public transport, esp. within City / within City CAT bus	15
More public parking / free shopper parking	11
Train station for South Perth	10

Ideas for improving the City by age

35 – 49 years (n=302)	%
Activate / more coffee shops, restaurants, bars, eating out	23
Upgrade / activate the foreshore / evening activities & shade	20
More regular community events	14
Better public transport, esp. within City / within City CAT bus	14
Swimming pool	12
Conserve & upgrade parks and public open spaces	12
Better ferry service / extended hours / go to Canning Bridge	11
More (appropriate) trees / better upkeep of trees	11
More public parking / free shopper parking	10
More retail / proper shopping centre	10
Train station for South Perth	10



50 – 59 years (n=254)	%
Activate / more coffee shops, restaurants, bars, eating out	17
Reduce any further high rise / limit to 6-10 storeys	17
Better public transport, esp. within City / within City CAT bus	16
More public parking / free shopper parking	13
Upgrade / activate the foreshore / evening activities & shade	12
Better ferry service / extended hours / go to Canning Bridge	12
Conserve & upgrade parks and public open spaces	11
Better footpaths & cycle ways / more, wider, separation	10

Only ideas suggested by 10%+ are shown. The younger and older age groups were combined due to low numbers of participants.

Ideas for improving the City by age

60 – 69 years (n=276)	%
Reduce any further high rise / limit to 6-10 storeys	27
Upgrade / activate the foreshore / evening activities & shade	20
Activate / more coffee shops, restaurants, bars, eating out	18
More public parking / free shopper parking	17
Improve traffic management in the City	16
More retail / proper shopping centre	12
Better public transport, esp. within City / within City CAT bus	11
Conserve & upgrade parks and public open spaces	11
More (appropriate) trees / better upkeep of trees	11
Train station for South Perth	10



70+ years (n=140)	%
Reduce any further high rise / limit to 6-10 storeys	31
More public parking / free shopper parking	19
More (appropriate) trees / better upkeep of trees	14
Better ferry service / extended hours / go to Canning Bridge	13
Swimming pool	13
Improve traffic management in the City	11
Better public transport, esp. within City / within City CAT bus	11
Conserve & upgrade parks and public open spaces	11
More retail / proper shopping centre	10

Only ideas suggested by 10%+ are shown. The younger and older age groups were combined due to low numbers of participants.

Ideas for improving the City by connection to the City of South Perth

Key Themes	Live here	Work here	Own a business	Shop here	Study here	Attend events here
Places – Economy & Lifestyle	38%	43%	43%	25%	39%	38%
Places – Planning & Design	38%	26%↓	36%	33%	34%	35%
Infrastructure & Transport – Infrastructure	39%↑	36%	37%	28%	41%	40%
Natural Environment	33%	38%	40%	33%	37%	39%
Infrastructure & Transport – Public Transport	28%	29%	37%	20%	29%	30%
Community	14%↓	19%	10%	23%	14%	16%
Leadership	9%	12%	12%	10%	10%	8%


Key

↑ Statistically Higher than participants overall

↓ Statistically lower than participants overall

Ideas for improving the City analysed by connection to the City of South Perth

I live here (n=1047)	%
Activate / more coffee shops, restaurants, bars, eating out	19
Reduce any further high rise / limit to 6-10 storeys	19
Upgrade / activate the foreshore / evening activities & shade	14
More public parking / free shopper parking	13
Better public transport, esp. within City / within City CAT bus	13
Improve traffic management in the City	12
More retail / proper shopping centre	12
More (appropriate) trees / better upkeep of trees	11
Better ferry service / extended hours / go to Canning Bridge	10
Conserve & upgrade parks and public open spaces	10
Swimming pool	10





I work here (n=190)	%
Activate / more coffee shops, restaurants, bars, eating out	23
Upgrade / activate the foreshore / evening activities & shade	18
More regular community events	17
More public parking / free shopper parking	15
Better public transport, esp. within City / within City CAT bus	15
More retail / proper shopping centre	13
Conserve & upgrade parks and public open spaces	12
Reduce any further high rise / limit to 6-10 storeys	11
More (appropriate) trees / better upkeep of trees	11
Better ferry service / extended hours / go to Canning Bridge	11

Only ideas suggested by 10%+ are shown. Only the connections that were pre-coded on the survey are shown.

Ideas for improving the City by connection to the City of South Perth

I own a business here (n=67)	%
More public parking / free shopper parking	19
Reduce any further high rise / limit to 6-10 storeys	19
Activate / more coffee shops, restaurants, bars, eating out	18
Upgrade / activate the foreshore / evening activities & shade	18
Better ferry service / extended hours / go to Canning Bridge	16
Better public transport, esp. within City / within City CAT bus	15
More (appropriate) trees / better upkeep of trees	12
Swimming pool	12
More retail / proper shopping centre	10



I shop here (n=40)	%
More retail / proper shopping centre	18
Upgrade / activate the foreshore / evening activities & shade	15
More regular community events	15
Better public transport, esp. within City / within City CAT bus	13
Activate / more coffee shops, restaurants, bars, eating out	10
More (appropriate) trees / better upkeep of trees	10
Conserve & upgrade parks and public open spaces	10
Don't increase the density / less high density	10

Only ideas suggested by 10%+ are shown. Only the connections that were pre-coded on the survey are shown.

Ideas for improving the City by connection to the City of South Perth

I study here (n=518)	%
Activate / more coffee shops, restaurants, bars, eating out	18
Upgrade / activate the foreshore / evening activities & shade	16
Reduce any further high rise / limit to 6-10 storeys	15
More public parking / free shopper parking	15
Better public transport, esp. within City / within City CAT bus	13
More (appropriate) trees / better upkeep of trees	12
More retail / proper shopping centre	11
Better ferry service / extended hours / go to Canning Bridge	11
Swimming pool	11
Improve traffic management in the City	10
More regular community events	10

Aquinas College
 Collier Primary School
 Kensington Primary School
 Penrhos College
 Saint Pius X Primary School
 Wesley College
 Clontarf Aboriginal College
 Como Secondary College
 Manning Primary School
 St Columba's Catholic Primary School
 South Perth Primary School
 Curtin University



I attend events here (n=496)	%
Activate / more coffee shops, restaurants, bars, eating out	19
Upgrade / activate the foreshore / evening activities & shade	18
Reduce any further high rise / limit to 6-10 storeys	15
More public parking / free shopper parking	14
Better public transport, esp. within City / within City CAT bus	13
Better ferry service / extended hours / go to Canning Bridge	12
More (appropriate) trees / better upkeep of trees	12
More regular community events	11
More retail / proper shopping centre	10
Swimming pool	10
Conserve & upgrade parks and public open spaces	10

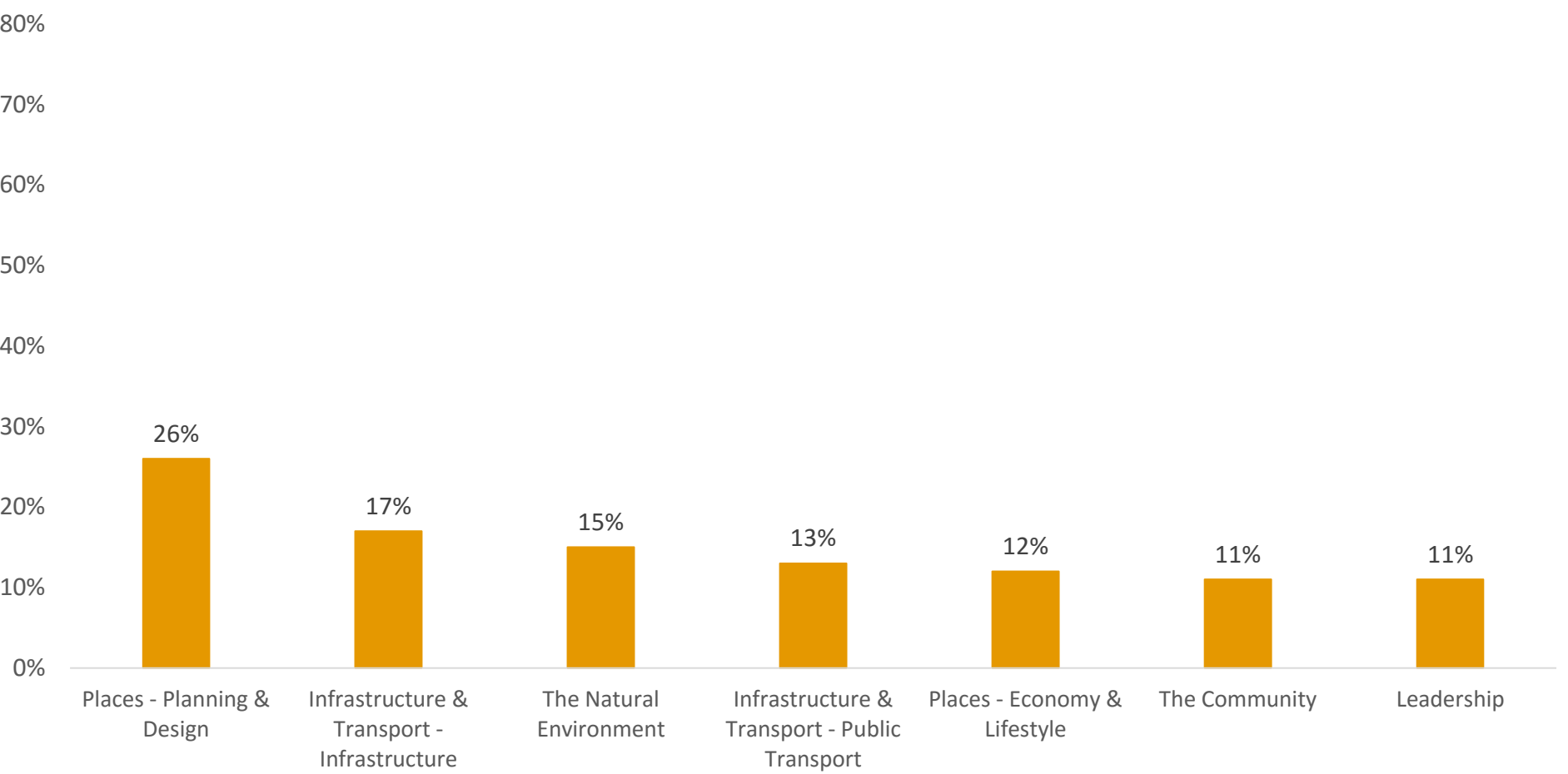
Only ideas suggested by 10%+ are shown. Only the connections that were pre-coded on the survey are shown.

Are there any other priorities you would like the City to focus on over the next ten years?

OTHER PRIORITIES



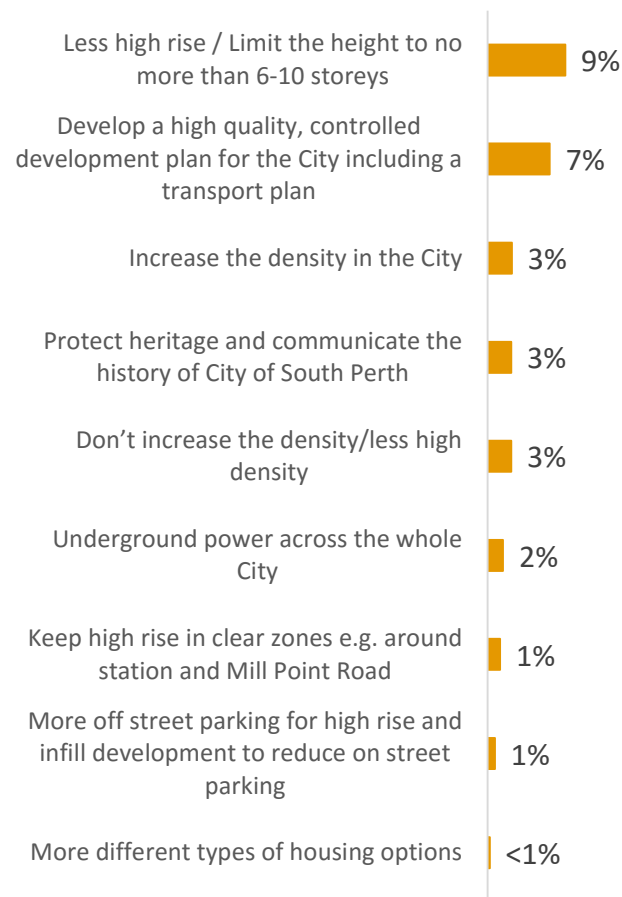
Other priorities to focus on... also a diverse range of views



Are there any other priorities you would like the City to focus on over the next ten years? (n=1192)

Other priorities relating to places – planning & design

26% listed *places – planning & design* amongst the other priorities for the next 10 years



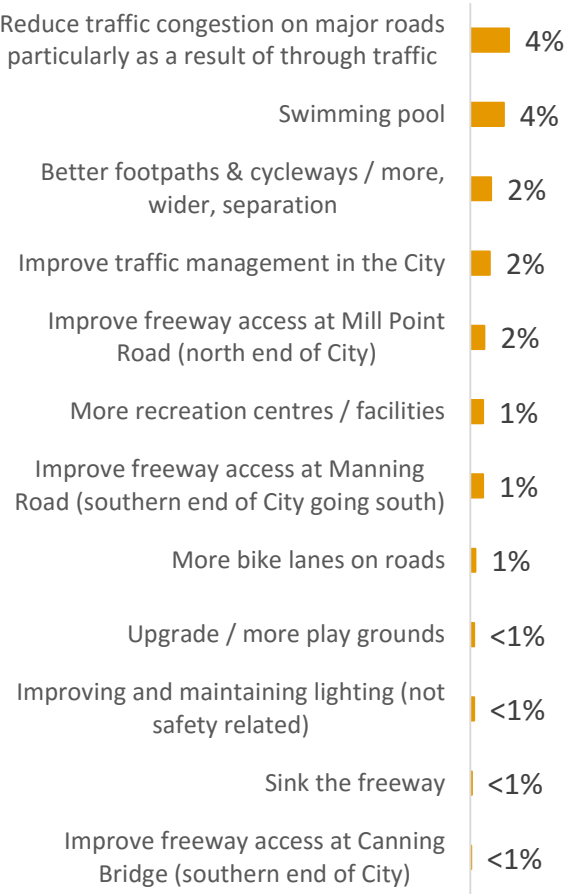
- Limiting high rise was again mentioned by South Perth residents (14%), who were also more likely to suggest the City develops a high quality, controlled development plan for the City, including a transport plan (11%).

“With the forthcoming completions of the new high rises, the city needs to look at how to cope with the increased population & plan for the future in areas like traffic & parking, schools & childcare facilities, medical services, sports ground & public parks, etc.”

- Limiting high rise was also most strongly felt by those aged 70+ (16%), who were also more likely to suggest the City protect its heritage and communicate the history of the City of South Perth.

Other priorities relating to infrastructure

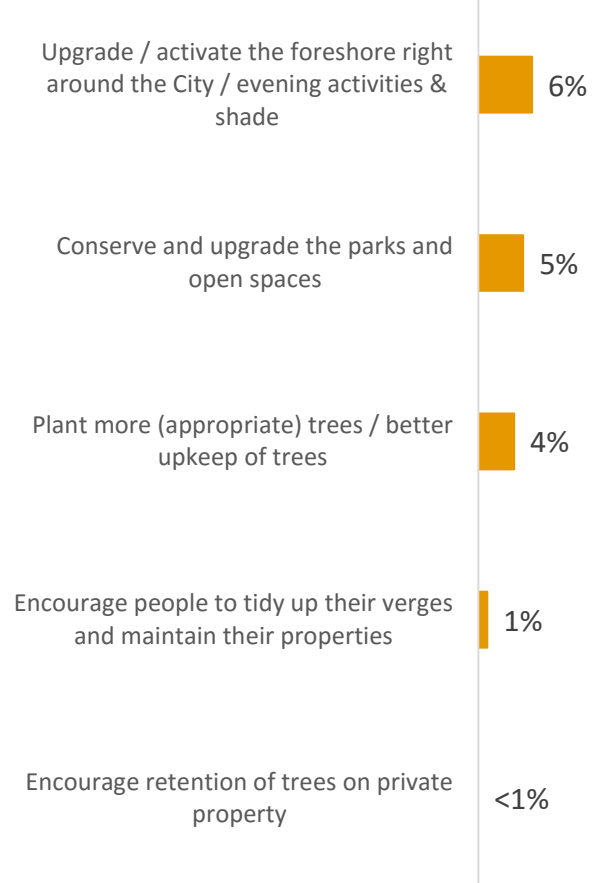
17% listed *infrastructure* amongst the other priorities for the next 10 years



- Suggestions relating to infrastructure were generally shared across the community.

Other priorities relating to the natural environment

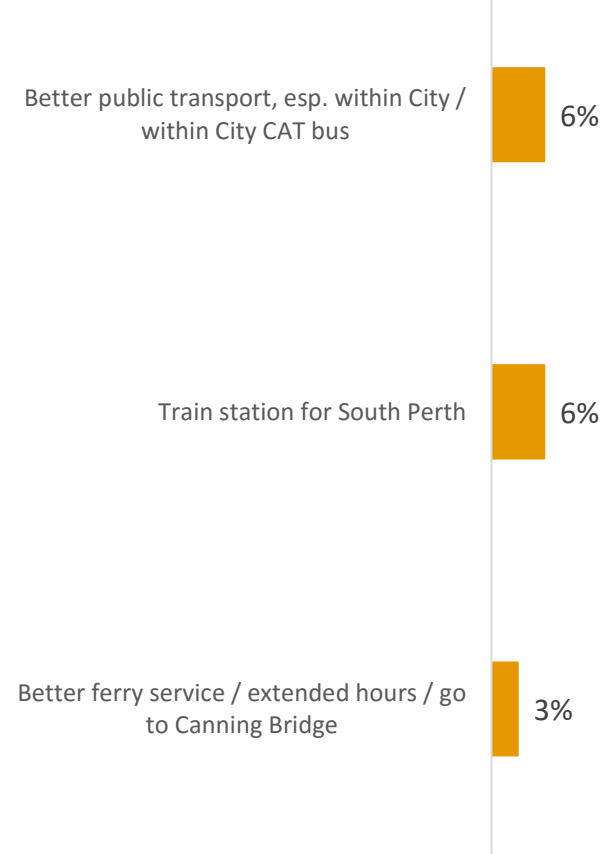
15% listed *natural environment* amongst the other priorities for the next 10 years



- Suggestions relating to the natural environment were shared across the community.

Other priorities relating to public transport

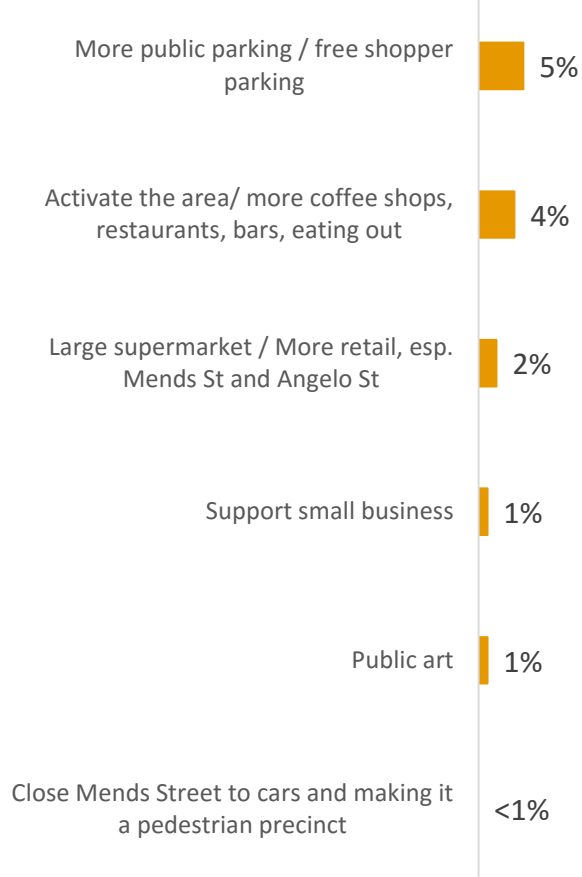
13% listed *public transport* amongst the other priorities for the next 10 years



- Public transport suggestions were shared across the community.

Other priorities relating to places – economy & lifestyle

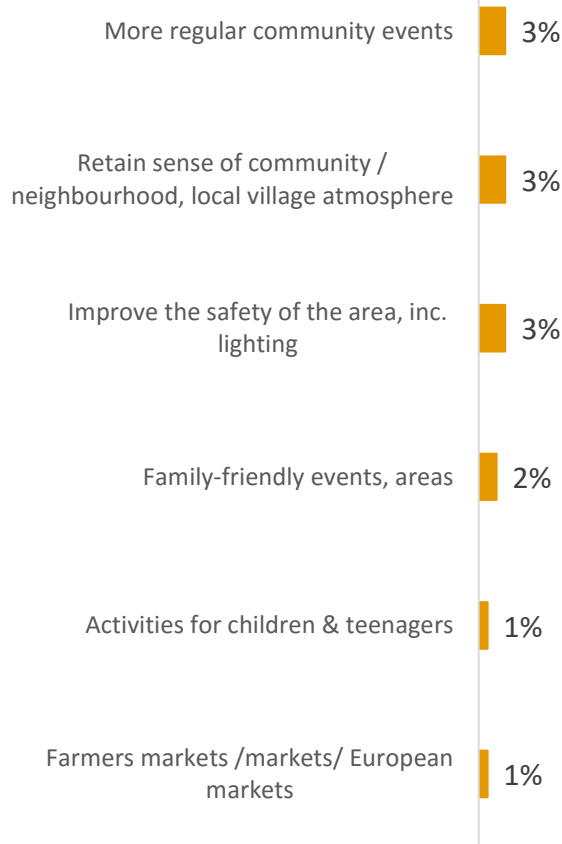
12% listed *places – economy & lifestyle* amongst the other priorities for the next 10 years



- Activate the area with more coffee shops, restaurants, bars and options for eating out, this was again more likely to be mentioned by those aged 25 – 34 years (11%).


Other priorities relating to community

11% listed *community* amongst the other priorities for the next 10 years





- Improvements to personal safety were again mentioned by more Karawara residents (24% of the 17 who participated in the survey).
- Activities for children and teenagers were more likely to be suggested by the under 25s (10%).

Other priorities to focus on by suburb

Key Themes	South Perth	Manning	Como	Waterford	Karawara	Kensington	Salter Point
Places – Planning & Design	36% 	15%	19%	18%	12%	25%	14%
Infrastructure & Transport – Infrastructure	15%	21%	23%	21%	18%	16%	24%
Natural Environment	18%	11%	15%	11%	18%	13%	7%
Infrastructure & Transport – Public Transport	15%	8%	15%	4%	6%	13%	10%
Places – Economy & Lifestyle	12%	10%	14%	0%	18%	7%	10%
Leadership	10%	20%	8%	11%	12%	14%	24%
Community	7%	16%	14%	4%	24%	15%	12%

Key

 Statistically higher than participants overall

 Statistically lower than participants overall

Other priorities to focus on by suburb

South Perth (n=494)	%
Less high rise / limit to 6-10 storeys	14
Develop a high quality, controlled development plan for the City including a transport plan	11
Upgrade / activate the foreshore right around the City / evening activities & shade	8
Train station for South Perth	7
Better public transport, esp. within City / within City CAT bus	7
Reduce congestion on major roads, particularly as a result of through traffic	6
Conserve & upgrade parks and public open spaces	6
More public parking / free shopper parking	5
More (appropriate) trees / better upkeep of trees	5




Manning (n=61)	%
Swimming pool	11
Encourage sustainability / use of renewable energy	10
More public parking / free shopper parking	7
Improve freeway access at Manning Road (southern end of City, going south)	7
Family friendly events / areas	7
Better public transport, esp. within City / within City CAT bus	5
More (appropriate) trees / better upkeep of trees	5
Maintain the City as a beautiful natural environment, including plantings	5
Retain a sense of community / neighbourhood, local village feel	5
Don't increase the density / less high density	5
Don't increase the rates / prudent financial management	5
More recreation centres / update facilities	5
Upgrade / activate the foreshore / evening activities & shade	

Only priorities suggested by 5%+ are shown. Suburbs with fewer than 20 participants are not shown.

Other priorities to focus on by suburb

Como (n=303)	%
Train station for South Perth	8
More public parking / free shopper parking	7
Better public transport, esp. within City / within City CAT bus	6
Swimming pool	6
Less high rise / limit to 6-10 storeys	6
Upgrade / activate the foreshore right around the City / evening activities & shade	6
Develop a high quality, controlled development plan for the City including a transport plan	6
Reduce congestion on major roads, particularly as a result of through traffic	5
Encourage sustainability / use of renewable energy	5
Activate / more coffee shops, restaurants, bars, eating out	5



Waterford (n=28)	%
Develop a high quality, controlled development plan for the City including a transport plan	14
Conserve & upgrade parks and public open spaces	7
Maintain the City as a beautiful natural environment, including plantings	7
Improve freeway access at Manning Road (southern end of City, going south)	7

Other priorities to focus on by suburb

Kensington (n=105)	%
Train station for South Perth	8
Underground power across the whole city	7
Maintain the City as a beautiful natural environment, including plantings	6
Don't increase the rates / prudent financial management	6
More (appropriate) trees / better upkeep of trees	6
Conserve & upgrade parks and public open spaces	5
Better public transport, esp. within City / within City CAT bus	5
Less high rise / limit to 6-10 storeys	5
Don't increase the density / less high density	5



Salter Point (n=42)	%
Swimming pool	12
Encourage sustainability / use of renewable energy	10
Better public transport, esp. within City / within City CAT bus	7
Improve the safety of the area, inc. lighting	7
More public parking / free shopper parking	7
More consultation with residents	7
Conserve & upgrade parks and public open spaces	5
Less high rise / limit to 6-10 storeys	5
Take a leadership stance and don't pander to vocal minority groups or big business	5
Keep high rise in clear zones e.g. around station or Mill Point Road	5
More focus / expenditure on Karawara and Manning ward	5

Other priorities to focus on by age

Key Themes	Under 25 years	25 – 34 years	35 – 49 years	50 – 59 years	60 – 69 years	70+ years
Places – Planning & Design	2%↓	26%	20%	28%	31%	35%
Infrastructure & Transport – Infrastructure	7%	14%	19%	18%	18%	19%
Natural Environment	12%	12%	16%	13%	15%	20%
Infrastructure & Transport – Public Transport	10%	14%	15%	13%	11%	14%
Places – Economy & Lifestyle	17%	15%	9%	13%	12%	7%
Leadership	24%	10%	14%	8%	10%	10%
Community	7%	12%	12%	13%	10%	6%

Key

↑ Statistically higher than participants overall

↓ Statistically lower than participants overall

Other priorities to focus on by age

Under 25 years (n=42)	%
Activities for children and teenagers	10
Better public transport, esp. within City / within City CAT bus	7
More regular community events	7
Make City of South Perth a more vibrant place to visit	7
Train station for South Perth	5
Upgrade / activate the foreshore right around the City / evening activities & shade	5
Conserve & upgrade parks and public open spaces	5
Encourage sustainability / use of renewable energy	5
Large supermarket / More retail, esp. Mends St and Angelo St	5
Support small business	5



25 – 34 years (n=136)	%
Activate / more coffee shops, restaurants, bars, eating out	11
Train station for South Perth	8
Upgrade / activate the foreshore right around the City / evening activities & shade	7
Better public transport, esp. within City / within City CAT bus	7
Encourage sustainability / use of renewable energy	7
Increase the density in the City	7
Develop a high quality, controlled development plan for the City including a transport plan	6
Make City of South Perth a more vibrant place to visit	5
Less high rise / limit to 6-10 storeys	5

Other priorities to focus on by age

35 – 49 years (n=301)

	%
Upgrade / activate the foreshore right around the City / evening activities & shade	7
Better public transport, esp. within City / within City CAT bus	7
Train station for South Perth	6
Develop a high quality, controlled development plan for the City including a transport plan	6
Encourage sustainability / use of renewable energy	5
Less high rise / limit to 6-10 storeys	5
Conserve & upgrade parks and public open spaces	5
Swimming pool	5
Improve the safety of the area, inc. lighting	5
Reduce congestion on major roads, particularly as a result of through traffic	5



50 – 59 years (n=256)

	%
Develop a high quality, controlled development plan for the City including a transport plan	9
Less high rise / limit to 6-10 storeys	9
More public parking / free shopper parking	7
Train station for South Perth	7
Upgrade / activate the foreshore right around the City / evening activities & shade	6
Better public transport, esp. within City / within City CAT bus	6
Swimming pool	5
Maintain the City as a beautiful natural environment including plantings	5

Only priorities suggested by 5%+ are shown. The younger and older age groups were combined due to low numbers of participants.

Other priorities to focus on by age

60 – 69 years (n=278)

	%
Less high rise / limit to 6-10 storeys	12
Develop a high quality, controlled development plan for the City including a transport plan	9
More public parking / free shopper parking	6
Train station for South Perth	6
Reduce congestion on major roads, particularly as a result of through traffic	6
Upgrade / activate the foreshore right around the City / evening activities & shade	6
Conserve & upgrade parks and public open spaces	5
More (appropriate) trees / better upkeep of trees	5



70+ years (n=140)

	%
Less high rise / limit to 6-10 storeys	16
Conserve & upgrade parks and public open spaces	9
Reduce congestion on major roads, particularly as a result of through traffic	8
Protect heritage and community the history of the City of South Perth	8
Develop a high quality, controlled development plan for the City including a transport plan	6
More public parking / free shopper parking	6
More (appropriate) trees / better upkeep of trees	6
Better public transport, esp. within City / within City CAT bus	6
Maintain the City as a beautiful natural environment including plantings	6
Better ferry service / extended hours / go to Canning Bridge	6
Train station for South Perth	5

Only priorities suggested by 5%+ are shown. The younger and older age groups were combined due to low numbers of participants.

Other priorities to focus on by connection to the City of South Perth

Key Themes	Live here	Work here	Own a business	Shop here	Study here	Attend events here
Places – Planning & Design	27%	19%	18%	15%	27%	27%
Infrastructure & Transport – Infrastructure	18%	17%	21%	13%	19%	18%
Natural Environment	15%	13%	15%	15%	14%	14%
Infrastructure & Transport – Public Transport	13%	15%	18%	10%	9%↓	10%
Places – Economy & Lifestyle	12%	11%	15%	20%	13%	13%
Leadership	11%	15%	21%	13%	11%	9%
Community	11%	11%	4%	20%	12%	13%


Key

↑ Statistically higher than participants overall

↓ Statistically lower than participants overall

Other priorities to focus on analysed by connection to the City of South Perth

I live here (n=1053)	%
Less high rise / limit to 6-10 storeys	9
Develop a high quality, controlled development plan for the City including a transport plan	8
Train station for South Perth	6
Better public transport, esp. within City / within City CAT bus	6
Upgrade / activate the foreshore right around the City / evening activities & shade	6
More public parking / free shopper parking	6
Conserve & upgrade parks and public open spaces	5
Reduce congestion on major roads, particularly as a result of through traffic	5




I work here (n=188)	%
Less high rise / limit to 6-10 storeys	8
Train station for South Perth	8
Better public transport, esp. within City / within City CAT bus	8
Conserve & upgrade parks and public open spaces	5
Encourage sustainability / use of renewable energy	5
Upgrade / activate the foreshore right around the City / evening activities & shade	5
More public parking / free shopper parking	5

Only priorities suggested by 5%+ are shown. Only the connections that were pre-coded on the survey are shown.

Other priorities to focus on by connection to the City of South Perth

I own a business here (n=67)	%
More public parking / free shopper parking	10
Train station for South Perth	9
Develop a high quality, controlled development plan for the City including a transport plan	9
Better public transport, esp. within City / within City CAT bus	7
Upgrade / activate the foreshore right around the City / evening activities & shade	7
Improve traffic management in the City	6



I shop here (n=40)	%
Better public transport, esp. within City / within City CAT bus	10
Conserve & upgrade parks and public open spaces	10
Encourage sustainability / use of renewable energy	8
Less high rise / limit to 6-10 storeys	8
Activate / more coffee shops, restaurants, bars, eating out	8
More regular community events	8
Activities for children and teenagers	8
Improve the public high schools (Kent St and Como SC)	8
Swimming Pool	5
More consultation with residents	5
Support small business	5
Update and redevelop community facilities and infrastructure (including libraries and up to date library books)	5
Large supermarket / More retail, esp. Mends St and Angelo St	5

Only priorities suggested by 5%+ are shown. Only the connections that were pre-coded on the survey are shown.

Other priorities to focus on by connection to the City of South Perth

I study here (n=519)	%
Less high rise / limit to 6-10 storeys	11
Develop a high quality, controlled development plan for the City including a transport plan	8
More public parking / free shopper parking	7
Conserve & upgrade parks and public open spaces	6
Train station for South Perth	5
Swimming pool	5
Reduce congestion on major roads, particularly as a result of through traffic	5
Maintain the City as a beautiful natural environment including plantings	5

Aquinas College
 Collier Primary School
 Kensington Primary School
 Penrhos College
 Saint Pius X Primary School
 Wesley College
 Clontarf Aboriginal College
 Como Secondary College
 Manning Primary School
 St Columba's Catholic Primary School
 South Perth Primary School
 Curtin University



I attend events here (n=497)	%
Less high rise / limit to 6-10 storeys	11
More public parking / free shopper parking	6
Conserve & upgrade parks and public open spaces	6
Develop a high quality, controlled development plan for the City including a transport plan	6
Better public transport, esp. within City / within City CAT bus	5
Train station for South Perth	5
Reduce congestion on major roads, particularly as a result of through traffic	5
Activate / more coffee shops, restaurants, bars, eating out	5

Only priorities suggested by 5%+ are shown. Only the connections that were pre-coded on the survey are shown.

COMMUNICATION & CONSULTATION



Communication and Preparation for the Community Plan Workshop

- In all 67% of survey participants would like to receive the City's e-newsletter* to keep up to date with this project and what's happening in the City of South Perth.
- And 48% of the 1194 respondents would like to continue the conversation and take part in a Strategic Community Plan workshop* in February 2017. This group are broadly representative of survey participants generally in terms of likes, ideas for improvement and other priorities to those who don't wish to take part in the workshop.

Likes - Key Themes	Yes participate	No	Ideas for Improving the City - Key Themes	Yes participate	No
Location	73%	70%	Places – Economy & Lifestyle	38%	42%
Natural Environment	66%	66%	Places – Planning & Design	37%	37%
Places – Economy & Lifestyle	33%	34%	Infrastructure & Transport – Infrastructure	38%	36%
Infrastructure & Transport – Infrastructure	26%	26%	Natural Environment	35%	33%
Community	20%	17%	Infrastructure & Transport – Public Transport	29%	28%
Infrastructure & Transport – Transport	13%	11%	Community	14%	17%
Places – Planning & Design	11%	7%	Leadership	10%	8%
Leadership	1%	1%	Other Priorities to Focus On - Key Themes	Yes participate	No
			Places – Planning & Design	27%	25%
			Infrastructure & Transport – Infrastructure	19%	16%
			Natural Environment	18%	12%
			Infrastructure & Transport – Public Transport	14%	13%
			Places – Economy & Lifestyle	13%	10%
			Leadership	10%	13%
			Community	13%	9%

* Both lists will be provided in separate files to this report.

APPENDICES



Sample profile

Suburb live in	%	N
South Perth	41%	494
Manning	5%	61
Como	25%	304
Waterford	2%	28
Karawara	1%	17
Kensington	9%	105
Salter Point	4%	42
Outside City of South Perth	10%	120
Not provided	2%	20

Age of participant	%	N
Up to 24 years	4%	42
25 – 34 years	12%	136
35 – 49 years	26%	303
50 – 59 years	22%	256
60 – 69 years	24%	278
70+ years	12%	140

Connection to the City	%	N
Live here	88%	1054
Work here	16%	190
Own a business here	6%	68
Shop here	3%	40
Study here	44%	520
Attend events here	42%	498

Q1 Likes in detail by group

What are the three things you like the most about living in/visiting the City of South Perth?

	%	n
Location - Proximity to the City	36%	427
Location - Proximity to the river	40%	472
Location - Proximity to the freeway and central location	23%	279
Location - The view from the foreshore of the City/the river	7%	89
TOTAL Location	71%	851
Community - Friendly community	8%	93
Community - Safe environment/low crime rate	6%	75
Community - Good community events	4%	51
Community - Diversity of residents	2%	27
TOTAL Community	19%	223
Natural Environment Beautiful parks and open space	40%	476
Natural Environment Attractive street trees/streetscapes	18%	216
Natural Environment Attractive foreshore	15%	181
Natural Environment Sustainable water, energy and waste management	1%	6
Natural Environment Quiet and peaceful environment	8%	92
Natural Environment Clean environment	4%	47
TOTAL Natural Environment	66%	785
Places - Planning & Design Low density living (few high rise)	5%	62
Places - Planning & Design Heritage/ character/ historic buildings	4%	46
TOTAL Places - Planning & Design	9%	105
Places - Economy & Lifestyle The village atmosphere/community spirit	14%	173
Places - Economy & Lifestyle Restaurants, cafes and bars (Angelo Street and Mends Street)	17%	199
Places - Economy & Lifestyle The zoo	6%	68
TOTAL Places - Economy & Lifestyle	34%	405
TOTAL Places	40%	476

Infrastructure & Transport - Transport Safe, efficient and reliable public transport (including ferries)	11%	132
Infrastructure & Transport - Transport Free/good parking	1%	12
TOTAL Infrastructure & Transport - Transport	12%	144
Infrastructure & Transport - Infrastructure Good walkways and cycle paths	9%	113
Infrastructure & Transport - Infrastructure High level of amenity and facilities (including recreational facilities)	19%	224
TOTAL Infrastructure & Transport - Infrastructure	26%	313
TOTAL Infrastructure & Transport	35%	421
Leadership A progressive and innovative council	0%	4
Leadership A customer focused administration	0%	4
Leadership Councillors who listen to us	0%	1
Leadership Good listening, engaging, communication and response to community	0%	3
TOTAL Leadership	1%	12
Nothing	0%	3
Other	14%	167
NET	100%	1193

Total sample; Unweighted; base n = 1194

Q2 Three ideas for improvements - detailed table

What three ideas do you have that would make the City of South Perth a better place to live/visit?	%	n
Improve safety of the area (inc. lighting if mentioned in safety context)	4%	45
More regular community events	10%	123
Farmers markets / markets / European markets	3%	37
TOTAL Community	16%	185
Conserve and upgrade the parks and open spaces	10%	122
Plant more trees, including appropriate street trees/ trim them	10%	122
Upgrade / activate the foreshore / better use of the foreshore / SJMP / evening activities + shade	15%	177
Retain trees on private property / developers not to take them out	0%	4
Get people to improve their verges / and untidy properties	2%	26
TOTAL Natural Environment	34%	402
Don't increase the density/less high density	6%	77
Reduce further high rise / stop high rise / Limit height to 6-10 storeys	17%	204
Develop a high quality, controlled development plan for the City	5%	60
Increase the density in the City	5%	58
Protect heritage / history / make it more accessible	4%	47
Underground power throughout LGA	2%	28
More housing options	2%	24
TOTAL Places - Planning & Design	37%	443
Activate / more coffee shops, restaurants and bars / food options / food trucks / outdoor eating	20%	239
More retail, proper shopping centre, supermarket, particularly Mends St / Angelo St	13%	149
Close Mends Street to cars and making it a pedestrian precinct	3%	31
More public parking, some free parking for shoppers, enforce parking rules	14%	161
Public art	2%	27
TOTAL Places - Economy & Lifestyle	40%	471
TOTAL Places	65%	767

Public Transport Better public transport, particularly across the LGA in the suburbs / free CAT service	13%	156
Public Transport Develop a train station at South Perth	9%	107
Public Transport Better use of the river for ferry services including extended hours summer additional stops up to Canning Bridge	10%	120
TOTAL Infrastructure and Public Transport - Public Transport	29%	340
Improving and maintaining lighting (not safety related)	2%	26
Better quality and more extensive, wider footpaths and cycleways separation of walk and cycleways	8%	95
More bike lanes on roads	3%	31
Improve traffic management in the City	11%	125
Reduce traffic congestion on major roads particularly as a result of through traffic from other areas	3%	30
Improve freeway access at Canning Bridge (southern end of City)	1%	15
Improve freeway access at Manning road (far southern end of City)	2%	29
Improve freeway access at Mill Point Road (north end of City)	2%	19
Upgrade play grounds/more playgrounds	3%	41
More recreation centres / update facilities	4%	53
Swimming pool	9%	106
TOTAL Infrastructure and Public Transport - Infrastructure	37%	440
TOTAL Infrastructure and Public Transport	57%	671
The City should be less conservative and embrace innovation	1%	8
More communication from the City	1%	11
More consultation	1%	16
Lower rates / more value for money	2%	19
Sustainability initiatives / environmental concerns	4%	51
TOTAL Leadership	9%	102
None	1%	14
Other**	27%	322
NET	100%	1186

Total sample; Unweighted; base n = 1186

** Other improvements from Q2 (ideas that were not in sufficient numbers to warrant creating a code)

Pontoon in the river	Bus bays critical along highways
Protect the trees	More jetties; finish jetty; maintain jetty
Boardwalk on foreshore	More points to launch small water boats
More inner city living	Consolidate nearby LGAs
More cosmopolitan / diverse community	Encourage people to take care of their gardens / nice lifestyle aspect / return to values, virtues
Fewer arts / cultural events / stop fiesta	Widen Canning Highway
More consideration of ratepayers	Keep village atmosphere
Remove dangerous traffic calming devices	More high density living
Environmentally friendly initiatives e.g. native plantings, rainwater storage,	Develop green belt
Invest in Manning Road / in Preston Point Road etc.	Reinstate Mill pool near Narrows bridge as an inlet
Open Air Performance area	Promote / support local business / offer investment opportunities to locals
Clean up grotty shops / renew tired areas / get rid of the old Red Rooster	Develop Mends Street as family precinct
Rubbish bins at Bus stops	Drop off and pick up points at Canning Bridge station
Convert 1/3 of Royal Perth Golf Club to public open space	Building approvals process a problem; eliminate JDAPS, fewer restrictions on DAP applications, faster processing time, more predictability
Footbridge across river	Canning Highway / Canning Bridge / Old Mill / Mends Street / Mill Point Road freeway exit - go forward with redevelopments
Kangaroos or other wildlife in parks	Hammocks in trees over summer
More dog exercise areas	Nets near scented gardens
Separate dogs from children in parks	More recycling opportunities
Underpass under Canning Highway	Improved city signage
Create a Southbank	Vegetable gardens on verges, community food gardens
Encourage people to take care of their gardens	City maintenance - streetscapes, graffiti, foreshore, rubbish
Get rid of verge collections; replace with skip bins or more household waste collections	Another cinema
Improved wheelchair access	Encourage bicycling
More shade and shelter along foreshore, at bus stops and jetties	All verges artificial lawn
Keep the zoo going / more for the zoo	Community/shared bikes / shared cars
Reduce / get rid of / no more housing commission housing	No affordable housing - foster the professional demographic
More vibrancy / street food	Small marina with restaurants
Clean up the old Telstra site	Rubbish bins better suited to higher density living
Upgrade/ invest in libraries	Spend money equally across whole City
No more liquor outlets	Reduce speed limit on suburban streets
Focus on the old mill project	
Link to Kings Park via chairlift / flying fox	

** Other improvements from Q2 (ideas that were not in sufficient numbers to warrant creating a code) cont.

Beaches on golf course lakes for cockatoos	Wildlife conservation
Avoid large antenna	Focus on city's history / tell the story
Support for public schools/ need for good public school	Crackdown on antisocial behaviour
Green waste bins	Solar powered small vehicles on cycle paths
More support / more visibility / maintain support for community and sporting groups	Skate park on the foreshore
Investigate IT phone apps to communicate	Fewer bushes in Karawara
More community access to river at Waterford	Ditch Karawara - gives us bad name
Wider footpaths / interface with shopping, bar and cafes	Promote areas other than South Perth
Sink freeway	More bins
Reduce noise along freeway	Signs to identify animal and plant species
Rickshaws and more to bring tourists, including accommodation	Fine owners who don't pick up their pet's poo
No artificial turf on verges	Long jetty and an aquarium
Encourage South Perth as employment hub	More comprehensive litter plans
Upgrade Canning Station	Limit to street parking times
Less aircraft noise / divert aircraft	All new developments to have sufficient underground parking
More parking for residents in side streets	All new developments to have sufficient set-back from footpath - no more building right ton top
More for children, youth , young people to do in and out of school	New river platforms need shade
Cyclist bridge on causeway	Tackle noise issues from construction
Separate cyclists and pedestrians	Park facilities -BBQs, shade, shelter, toilets
Light rail / monorail	Kensington community hub
More facilities and services for seniors, including aged care	Affordable public housing
Traffic congestion	Limit foreshore development
More and cleaner toilets for pedestrians, people using parks, especially along foreshore	Ensure continued pubic access to river build a waterpark / a major aquatic centre etc..
Bigger supermarkets	Wall or fence between freeway and Como jetty
Asset rejuvenation	No railway station
Retain foreshore as it is	Community garden
Equality of gender, races and LGBTI communities	More city run day-care
Recognition of Aboriginal heritage, reconciliation initiatives, co-naming of streets etc.	More focus on elderly and disabled
Fly the flag	Events in SJMP shouldn't disturb residents
Improve traffic flow / reduce congestion	Stop vehicle pollution
Public Wi-Fi	Keep the foreshore for families and soft entertainment with kids and dogs
River health	

Q3 Other improvements - detailed table

Are there any other priorities you would like the City to focus on over the next ten years (by category)	%	n		
Improve the safety of the area including lighting if mentioned in safety context	3%	34	Activate / More coffee shops, restaurants and bars and food options	4% 43
More regular community events	3%	30	Large supermarket / more retail, particularly Mends Street and Angelo St	2% 21
Markets - Farmers markets / European style markets	1%	7	Close Mends Street to cars and making it a pedestrian precinct	0% 5
Retain a sense of community/ neighbourhood/ local village feel	3%	34	More public parking, first 1-2 hours free / enforce parking rules to discourage commuter parking	5% 63
Family friendly events/ areas	2%	18	Public art	1% 10
Activities for children and teenagers	1%	15	Support small business	1% 10
TOTAL Community	11%	130	TOTAL Places - Economy and Lifestyle	12% 138
Conserve and upgrade the parks and open spaces	5%	58	Better public transport, particularly across the LGA in the suburbs	6% 71
Plant more appropriate trees (not Queensland box), including street trees and shade trees on foreshore	4%	44	Develop a train station at South Perth	6% 77
Upgrade and activate the foreshore right round the City including providing shade	6%	70	Better use of the river for ferry services including extended hours	3% 35
Encourage the retention of trees on private property	0%	0	TOTAL Infrastructure and Public Transport - Public transport	13% 158
Encourage home owners to tidy up their verges and maintain their properties	1%	16	Improving and maintaining lighting (not safety related)	0% 5
TOTAL Natural Environment	15%	177	Better quality and more extensive footpaths and cycleways / separate footpaths and cycle ways	2% 28
Don't increase the density / less high density	3%	32	More bike lanes on roads	1% 7
Less high rise / limit the height to no more than 6-10 storeys	9%	105	Improve traffic management in the City	2% 26
Develop a high quality, controlled development plan for the City including a transport plan	7%	84	Reduce traffic congestion on major roads particularly as a result of through traffic from other areas	4% 52
Increase the density in the City	3%	33	Improve freeway access at Canning Bridge (southern end of City)	0% 1
Protect heritage and communicate the history of City of SP	3%	32	Improve freeway access at Manning Road (southern end of City going south)	1% 17
Underground power across the whole City	2%	21	Improve freeway access at Mill Point Road (north end of City)	2% 19
More different types of housing options	0%	3	Upgrade / more play grounds	0% 5
More off street parking for high rise and infill development to reduce on street parking	1%	10	More recreation centres / facilities	1% 17
Keep high rise in clear zones e.g. around station and Mill Point Road	1%	17	Swimming pool	4% 45
TOTAL Places - Planning and design	26%	311	Sink the freeway	0% 2
			TOTAL Infrastructure and Public Transport - Infrastructure	17% 205
			TOTAL Infrastructure and Public Transport	28% 333

Q3 Other improvements - detailed table (cont.)

Improved customer service / interest from the City	0%	1
The City should be less conservative and embrace innovation	1%	8
More communication about activities and events	1%	10
More consultation with residents	2%	19
Don't increase the rates / prudent financial management	2%	24
Encourage Sustainability / use of renewable energy	4%	50
Take a leadership stance & don't pander to vocal minority groups or big business	2%	27
Be transparent and honest and have less red tape	1%	15
TOTAL Leadership	11%	136
None	7%	79
Other **	16%	190
Evenly distribute money and activity to all suburbs not South Perth centric	0%	4
More focus / expenditure on Karawara and Manning ward	1%	8
Clean up and develop Canning Hwy	2%	19
Green the City / Maintain the City as a beautiful natural environment including plantings	4%	46
Improve the public high schools - Kent St and Como SC	1%	7
Better care and services for the elderly	1%	12
Make City of South Perth a more vibrant place to visit	3%	30
Waste management – increase the recycling service	1%	9
Maintain the diversity of people living in South Perth	1%	6
Manage the infill so that the area remains green	1%	9
Waste management – bin for green waste / increase green waste collections	1%	8
The City doesn't need anything else great as it is	1%	8
Public Housing- Reduce the issues associated with tenants including crime, drugs on the street and care of their homes	1%	13
Maintain access to the river right around the City for walking and cycling	0%	4
No more Public Housing/ sell the existing properties/ reduce concentration	1%	7
Update and redevelop community facilities and infrastructure (including libraries and up to date library books)	2%	19
Future proof the City e.g. free Wi-Fi and NBN across the City	0%	4

Total sample; Unweighted; base n = 1192

** Other improvements from Q3 (ideas that were not in sufficient numbers to warrant creating a code)

Stop city encroaching	More mixed use developments
Secure future of zoo	Growing with the time
Single storey dwellings only	Create a high quality, traffic-free cycling training / racing facilities
Minimise impact of station precinct	water for dogs
Make it easier to buy a house in the city	Scrap Town Planning Scheme 6 & go straight for Town Planning Scheme #7
Add a cinema	Limit foreshore development/ preserve access
Concern over widening Canning Highway	Better access to ferry
Need dog beach	Green transport initiatives
Boat pens	Put a tax on unhealthy food
New club rooms at Ernst Johnson oval	Parking near station at Canning Bridge
Multistorey car park	Manage unacceptable noise - dogs, construction, events, airplanes
Raise profile of cycling	No swimming pool
Share services with other LGAs	Improve utilisation of empty lots
Clean up the swan river / clean up foreshores	Reduce car use
Celebrate aboriginal culture	Build a pontoon
More affordable apartments	Dog exercise areas
Old mill precinct	Spray for mosquitos
Pedestrians / cyclist issues	Cable car link to Kings Park
Sink freeway	Improve mobile phone coverage at Salter Point
Keep residential zoning the same on canning highway	Spend less money on events and concerts
Native plantings	More seating in public areas
Tidy up /beautify the suburbs	Health centre
Change liquor license laws	Reduce width of verges and replace with parking bays
Soundproof freeway	No freight link
Improve timeliness of building approvals process	Wildlife conservation
Higher density	Protect Como croquet club
Prepare for electric cars	Disband DAP
Upgrade pedestrian environment, including slab footpaths, shade, shelter, seating, underpasses	Leave room for trees - don't allow building envelope to cover whole block
Reduce traffic on Canning Highway - build a bypass	Honour city pioneers with plaques
Build a yacht club at Mill Point	Spend money equitably around City - not just foreshore - not just South Perth
Support and facilitate volunteers	Better access and facilities for small water craft
Introduce fee-for-service green waste	Implement actions of reconciliation action plan
	Better pedestrian access to canning bridge station

** Other improvements from Q3 (ideas that were not in sufficient numbers to warrant creating a code) cont.

Bandstand in SJMP
Encourage turnover of abandoned/derelict homes
Don't move croquet courts
Low height flowering native plants
Maintain casual uncluttered foreshore lifestyle
Don't waste money on court cases against other government agencies
More bins
City shouldn't use chemicals
Expand support for sports facilities and clubs
Environmental and health problems
Create native fauna /flora corridors
Environmental and health problems

The Questionnaire



VISION 2027: Strategic Community Plan 2017-2027 Survey

The City of South Perth is currently reviewing its Strategic Community Plan which sets out the vision, aspirations and priorities for the next 10 years.

Tell us your ideas by completing this survey by Friday 9 December 2016.

Your responses to this survey will be analysed and brought to the workshops in Stage Two of this consultation in February 2017.

* 1. What are the three things you like the most about living in or visiting the City of South Perth?

1.

2.

3.

* 2. What three ideas do you have that would make the City a better place to live or visit?

1.

2.

3.

* 3. Are there any other priorities you would like the City to focus on over the next ten years?

* 4. Tell us about yourself - what suburb do you live in?

- ☐ South Perth
- ☐ Manning
- ☐ Como
- ☐ Waterford
- ☐ Karawara
- ☐ Kensington
- ☐ Salter Point
- ☐ Other

(please specify)

* 5. What best describes your connection to the City of South Perth? Please select all that apply.

- ☐ I live here
- ☐ I work here
- ☐ I own a business here
- ☐ I study here
- ☐ I shop here
- ☐ I attend events here

Other (please specify)

6. What is your age? (Optional)

- ☐ Under 11 years
- ☐ 12-17 years
- ☐ 18-24 years
- ☐ 25-34 years
- ☐ 35-49
- ☐ 50-59 years
- ☐ 60-69 years
- ☐ 70-84 years
- ☐ 85+

* 7. Would you like to continue the conversation and take part in a Strategic Community Plan workshop in February 2017?

- ☐ Yes
- ☐ No

* 8. Would you like to receive the City's e-newsletter to keep up to date with this project and what's happening in the City of South Perth?

- ☐ Yes
- ☐ No

9. If you answered yes to either of the above questions, please provide your contact details below.

First name

Surname

Email address

Thank you - that completes the survey.

In accordance with the Privacy Act and Australian Privacy Principles, the City of South Perth will not disclose any personal information to any other third party. A separate contractor will analyse the feedback and will report responses in an aggregate or anonymous form that does not personally identify you.

Done

* 7. Would you like to continue the conversation and take part in a Strategic Community Plan workshop in February 2017?

☐ Yes

☐ No

* 8. Would you like to receive the City's e-newsletter to keep up to date with this project and what's happening in the City of South Perth?

☐ Yes

☐ No

9. If you answered yes to either of the above questions, please provide your contact details below.

First name

Surname

Email address

Thank you - that completes the survey.

In accordance with the Privacy Act and Australian Privacy Principles, the City of South Perth will not disclose any personal information to any other third party. A separate contractor will analyse the feedback and will report responses in an aggregate or anonymous form that does not personally identify you.

Done

Technical Appendix

Sampling and Data Collection Specifics

Component	Details
Project Management Team	
Research Solutions Contact	Nicky Munro
Client Contact	Charlotte Carlish
Other Contractors	None
Research Methodology	
Data collection method	On- line survey via City of South Perth website, some hard copy on request
Sampling Methodology	
Target population for survey	Residents, workers, business owners, students attending university in the City and event attendees
Description of sampling frame	Convenience sample of people aware of the survey through the City's advertising and communications including social media, attending events and accessing the City's website
Sample Size e.g. if sample size achieved was different from planned sample, note this and reason why	1194
Was sample quota'd? (note below or NA):	No

Component	Details
Fieldwork	
Data collection	Client programmed and promoted the survey
Incentives provided for respondents e.g. No / yes & description of incentive	None
Data Coding, Analysis and Data File Treatment	
Data coding	Procedure involves: <ul style="list-style-type: none"> • Review of first 100 questionnaires to develop coding sheets based on common responses • Additional codes created when more than 2% of the sample record common response • Approval of coding sheet by Research Solutions Project Manager
Consistency checks	<ul style="list-style-type: none"> • Preliminary data file checked by Project Manager : <ul style="list-style-type: none"> ○ Frequency counts ○ Relevant cross tabulations • Data outside the range/duplicates or abnormalities investigated prior to coding and analysis
Treatment of missing data	<ul style="list-style-type: none"> • Excluded from analysis and/or noted where relevant • Individual cases with excessive missing data excluded from sample
Was sample weighted? (note below or NA):	No as the universe is unknown 12% of respondents lived outside the City of South Perth
Any estimating or imputation procedures used e.g. Pope's Model	No
Statistical tests used	<i>See Survey Research Appendix: Statistical Tests</i>
Data file provided to client	Data file provided by client and returned at conclusion of study
De-identified data files retained	For five years
The analysis for project has been undertaken in compliance with ISO 20252.	

Technical Appendix

Statistical Tests

Test:	One Sample T-Test of a Proportion
Use:	<p>To determine if the proportion of a variable in one sub-sample is significantly different to the proportion of the same variable in some other group, such as:</p> <ul style="list-style-type: none">• The sample overall (i.e. sub-group differs to the sample in general)• The rest of the sample (e.g. sub-group of people aged 18-24 differs to the sub-group of people not aged 18-24).
Data Assumptions:	<ul style="list-style-type: none">• Measure being tested is normally distributed within the two (sub-) samples.• Data must be interval or ratio.• Variance of measure being tested is roughly similar (homogeneity of variance).• Appropriate version of the test chosen for independent or dependent samples.
Test Measure / Cut-off Criterion:	<p>$p \leq 0.05$ i.e. the difference between two groups has only a 5% probability of occurring by chance alone</p>
Issues to be aware of:	<p>The result should be both statistically significant and clinically or tactically or strategically significant. Be mindful of statistically significant differences where:</p> <ol style="list-style-type: none">1. The sample sizes are very large2. Scores within the groups are very similar (i.e. the groups have small standard deviations)

Test:	T-Test
Use:	To determine if the means of a variable in two independent or two dependent samples are significantly different.
Data Assumptions:	<ul style="list-style-type: none"> • Measure being tested is normally distributed within the two samples. • Data must be interval or ratio. • Variance of measure being tested is roughly similar (homogeneity of variance). • Appropriate version of the test chosen for independent or dependent samples.
Test Measure / Cut-off Criterion:	$p \leq 0.05$ i.e. the difference between two groups has only a 5% probability of occurring by chance alone
Issues to be aware of:	The result should be both statistically significant and clinically or tactically or strategically significant. Be mindful of statistically significant differences where: <ol style="list-style-type: none"> 1. The sample sizes are very large 2. Scores within the groups are very similar (i.e. the groups have small standard deviations)

Test:	False Discovery Rate
Use:	To adjust the results of tests of statistical significance to reduce the chance of finding results to be significant when they are really due to sampling error.
Data Assumptions:	The data assumptions are relevant to the underlying tests of significance being “adjusted”
Test Measure / Cut-off Criterion:	$q \leq 0.5$