

# City of South Perth Libraries DIGITAL GUIDES



## How to access OverDrive and Libby

To access OverDrive and Libby you will require a South Perth Library card.

Visit <https://southperth.wa.gov.au/community/libraries/elibrary> to view the whole range of our e-resources.

### Internet Browser

Visit <https://southperth.wa.gov.au/community/libraries/elibrary/ebooks-audiobooks> and select “Visit the OverDrive website”.



### Libby by Overdrive

Libby by OverDrive provides a large collection of eBooks and eAudio. You may borrow 10 items for up to three weeks.

Visit the [OverDrive website](#).

Visit our [help guides & videos](#)

Click on the blue “Sign in” button at the top right.

A screenshot of the City of South Perth Libraries website. The top navigation bar includes "Language", "Feedback", "Recent updates", and "Help". The main content area features the "BIG LIBRARY READ" banner with the text "#HarryPotterAtHome – Read or listen to the first Harry Potter book. No wa...". A sign-in prompt is visible on the right side of the page, stating "More titles may be available to you. Sign in to see the full collection." and includes a "SIGN IN" button. The bottom of the page shows the City of South Perth logo.

# Welcome!

Please sign in.

Select your library

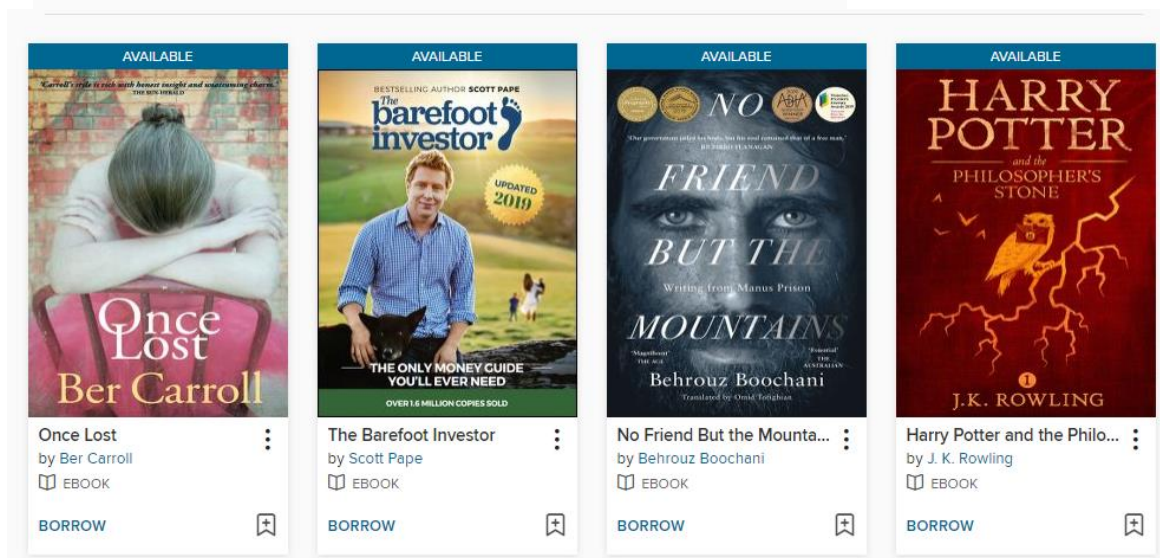
City of South Perth



Library Card

Sign in

Choose “City of South Perth” in the top field. Enter your library barcode in the “Library Card” field. Click “Sign in”.



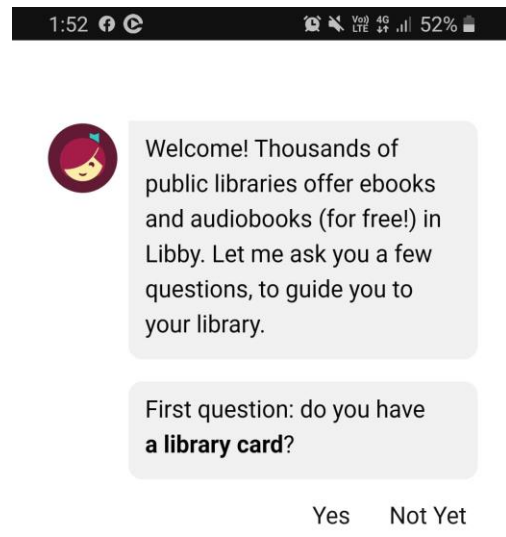
Click on the blue “Borrow” to borrow an item. If the item is already on loan, you can click on “Place a hold” to reserve the item.

Once you have confirmed the loan by clicking “Borrow” in the pop-up screen, you can select to either “Read/Listen now in browser” or “Download”. If you download the item, you can read/ listen to it while offline.

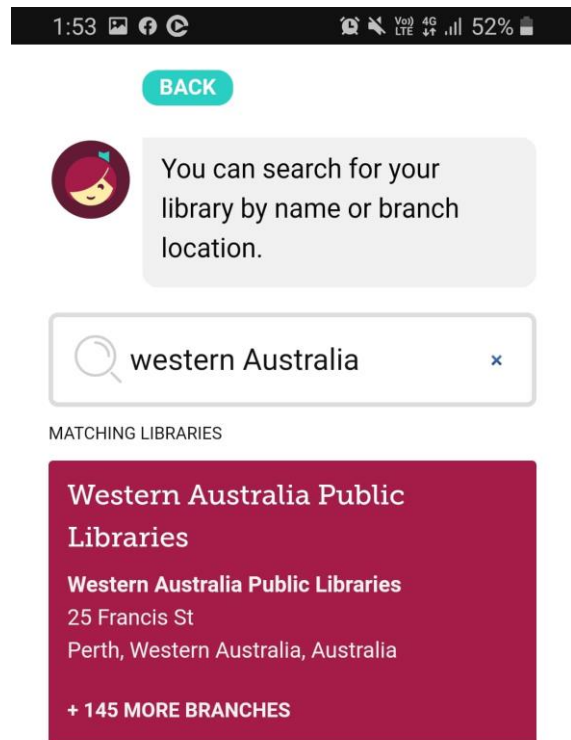
### Mobile device/ tablet

Search for Libby, by OverDrive in the App Store/ Google Play on your device. Click on “Install” to download the app to your device. Once the app has downloaded, you can open it by clicking on the Libby icon.

Libby will ask you questions in order to set up your account on the app. Answer “Yes” to “do you have a library card?”



Next you can search for your library by name or branch location. South Perth Libraries are listed as a branch location under Western Australia Public Libraries. Typing in either South Perth or Western Australia will bring up the same result. Click on the red box to select “Western Australia Public Libraries”.



On the next screen, select “Choose Another Location”; this will allow you to select City of South Perth as a branch location.



BACK



Let's take a moment to sign into your **Western Australia Public Libraries** account. Where do you use your library card?

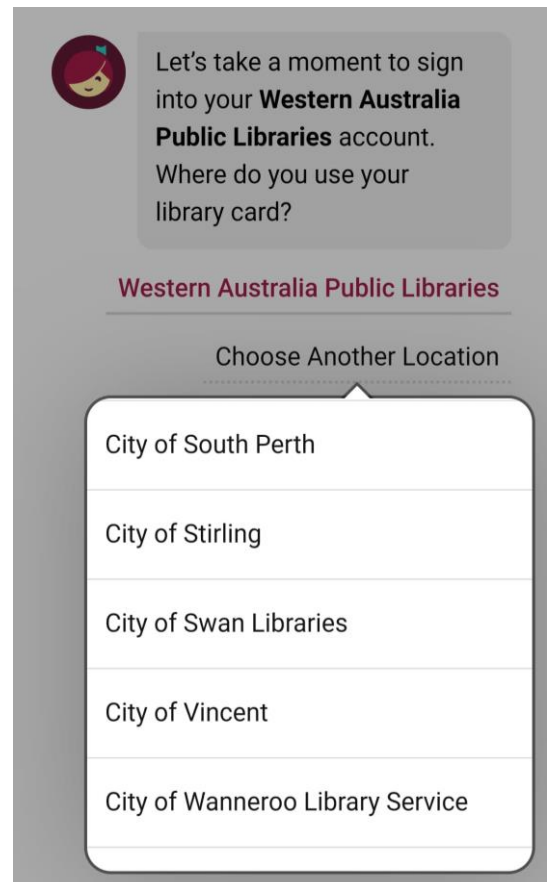
**Western Australia Public Libraries**

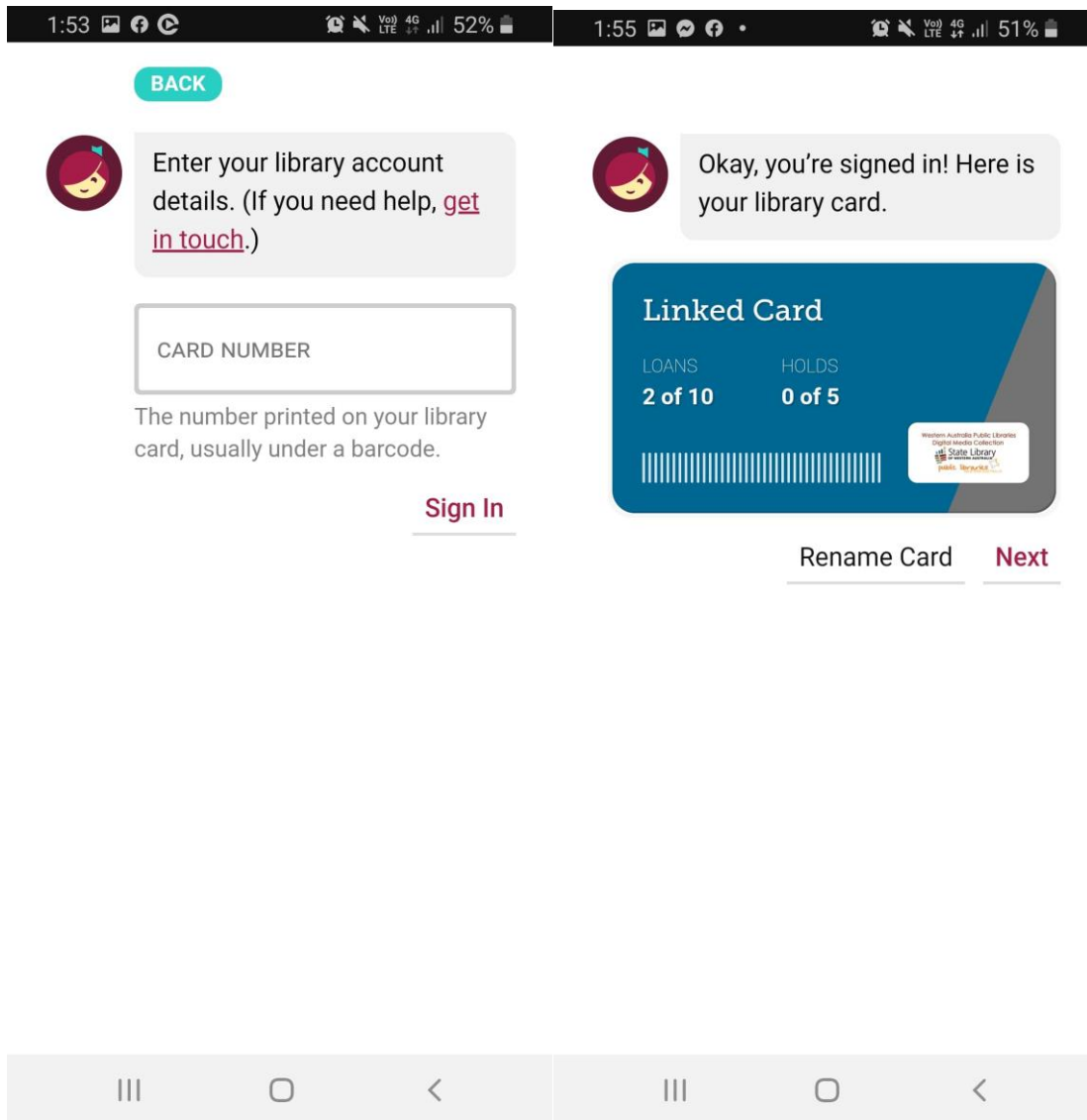
Choose Another Location

I Would Like A Library Card

Skip This Step

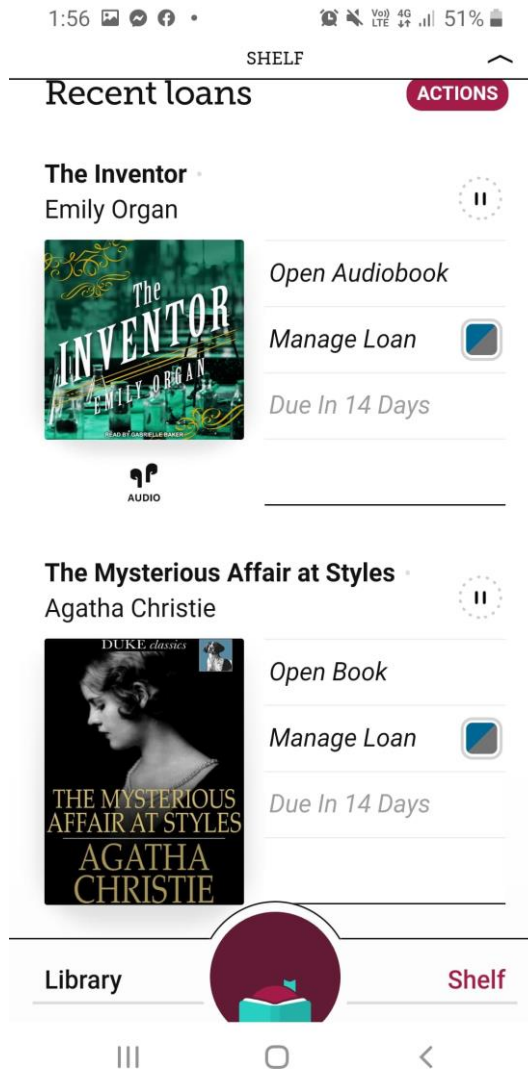
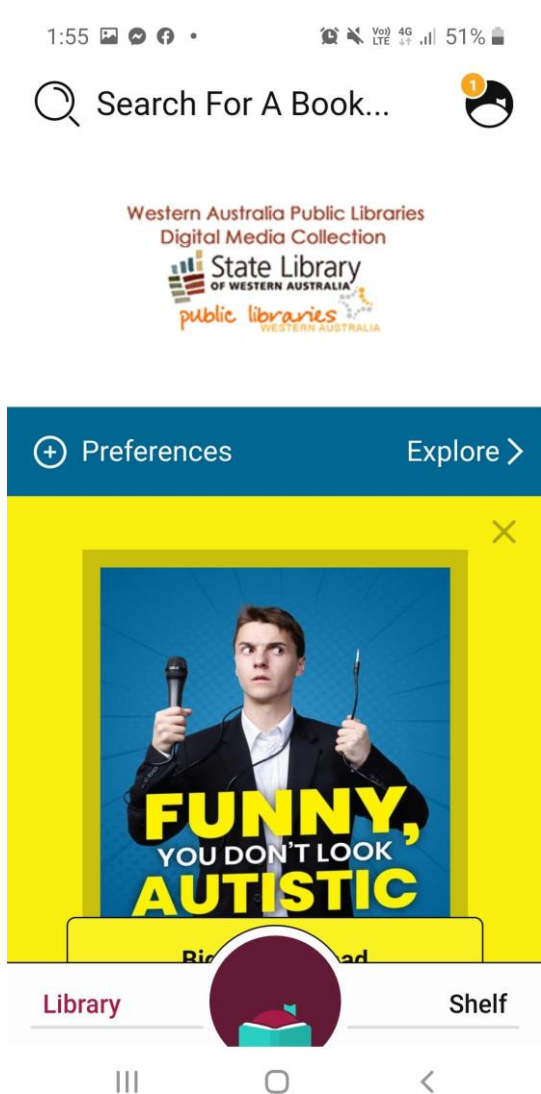
Once you have selected “City of South Perth” as a branch location, you can enter your library barcode. Libby will show you your library card; click “Next”.





Access your account by clicking on the black and white Libby icon in the top right-hand corner. If Library (bottom left-hand corner) is red, you are viewing all items. If Shelf (bottom right-hand corner) is red, you are viewing the items you have on loan.

Click on “Open Book/Audiobook” to read or listen to your item on your device.



Please contact library staff if you have questions or require help using OverDrive and Libby. Our contact details and opening hours can be found on our website (<https://southperth.wa.gov.au/community/libraries/about-our-libraries/contact-us>).