



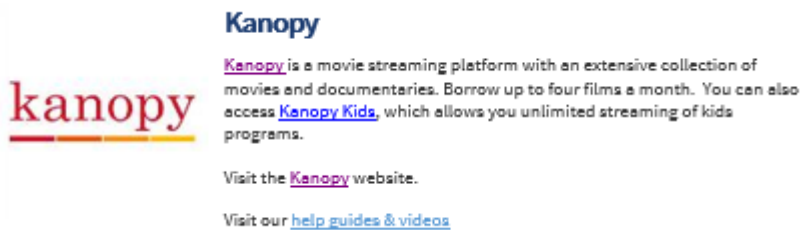
## How to access Kanopy

To access Kanopy you will require a South Perth Library card.

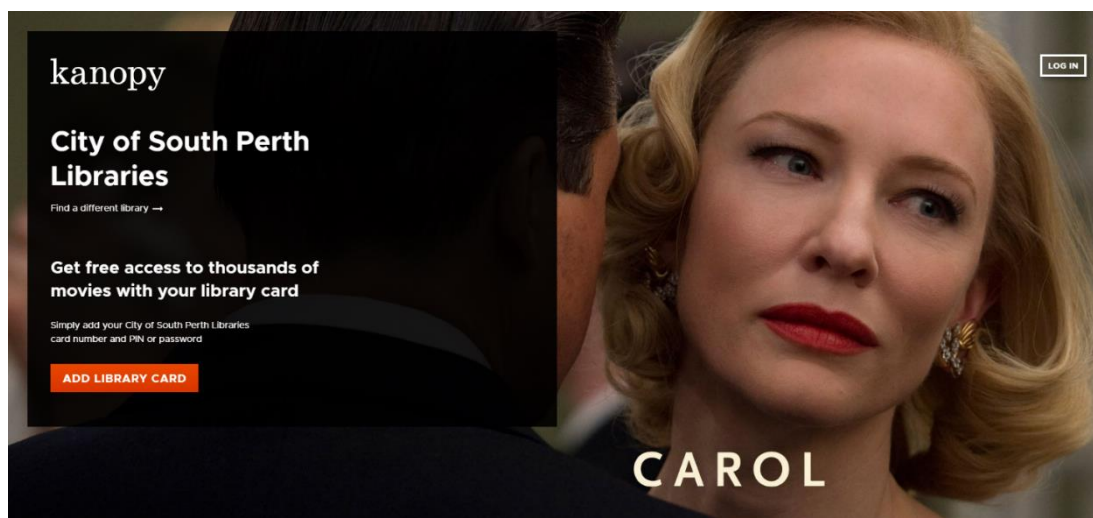
Visit <https://southperth.wa.gov.au/community/libraries/elibrary> to view the whole range of our e-resources.

### Internet Browser

Visit <https://southperth.wa.gov.au/community/libraries/elibrary/entertainment> and select “visit the Kanopy website”.



Click on the orange “Add Library Card” button. Enter your Library barcode and click “Continue”.



Complete the registration form by connecting to your Google or Facebook account, or by entering in your name, email address, and a password of your choice. Click the orange "Sign up" button to continue.



STEP 3 OF 4

[Need Help?](#)

## Add Your Library Card

LIBRARY CARD NUMBER:

[CONTINUE](#)[Need a card? Apply with your library here](#)



STEP 4 OF 4

## Create Your Account

Almost there! Complete the sign up process by creating a Kanopy account.



Sign Up with **Google**



Connect with **Facebook**

OR

**SIGN UP**

By signing up you confirm that you're 13 years or older and agree to Kanopy's [Terms](#) and [Privacy Policy](#).

Click the orange “Watch Now” button to continue to the Kanopy homepage.

## Welcome to Kanopy!



### How it works

Watch up to 4 films per month.

Unlimited Plays on Kanopy Kids and The Great Courses.

[Watch Now](#)

[Questions? Visit our Help Page](#)

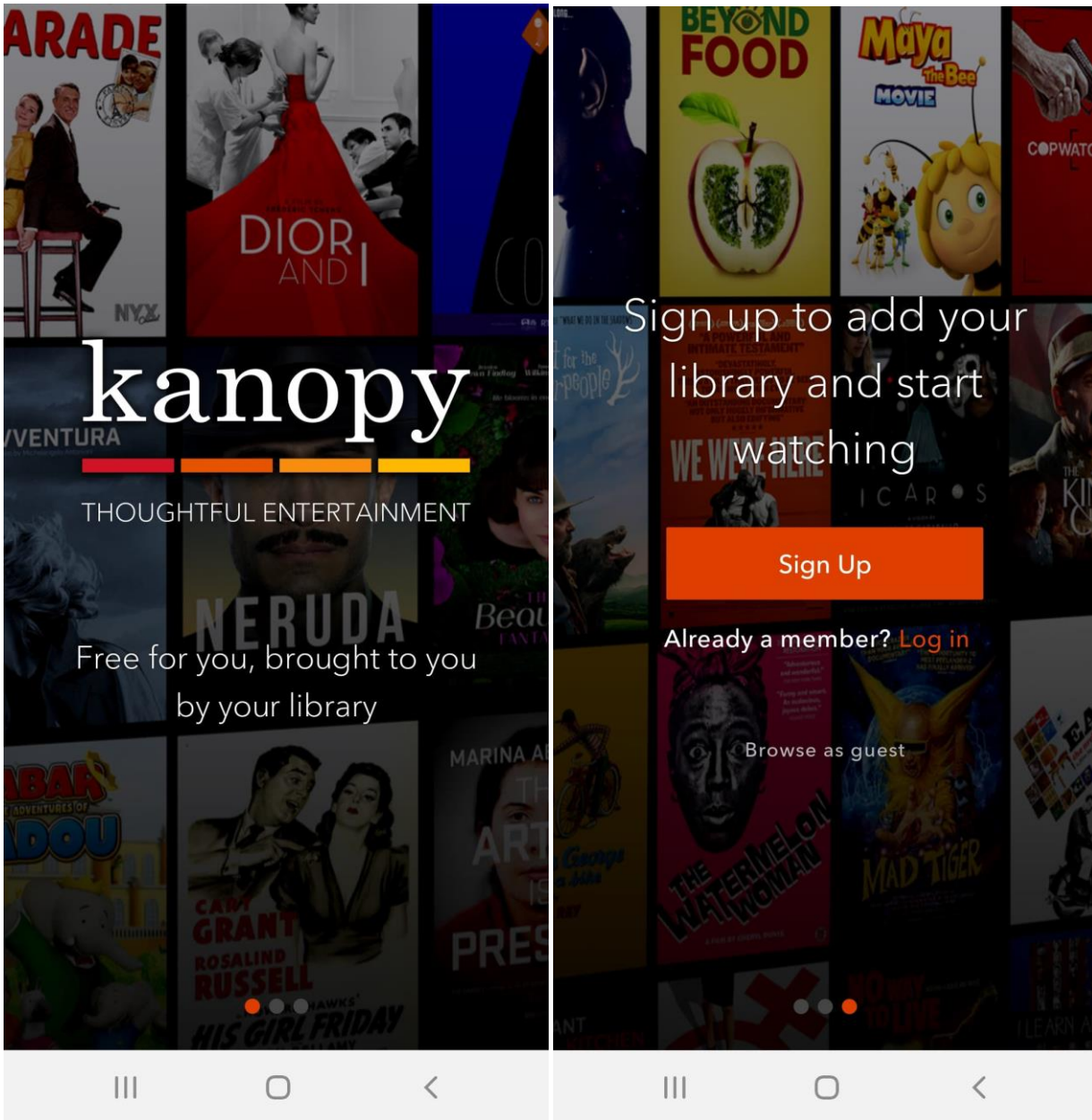
Don't forget to verify your email address by opening your email account, opening the email from Kanopy, and clicking the “Verify Email” button. This will take you to the Kanopy home page where you can browse their huge range of films.

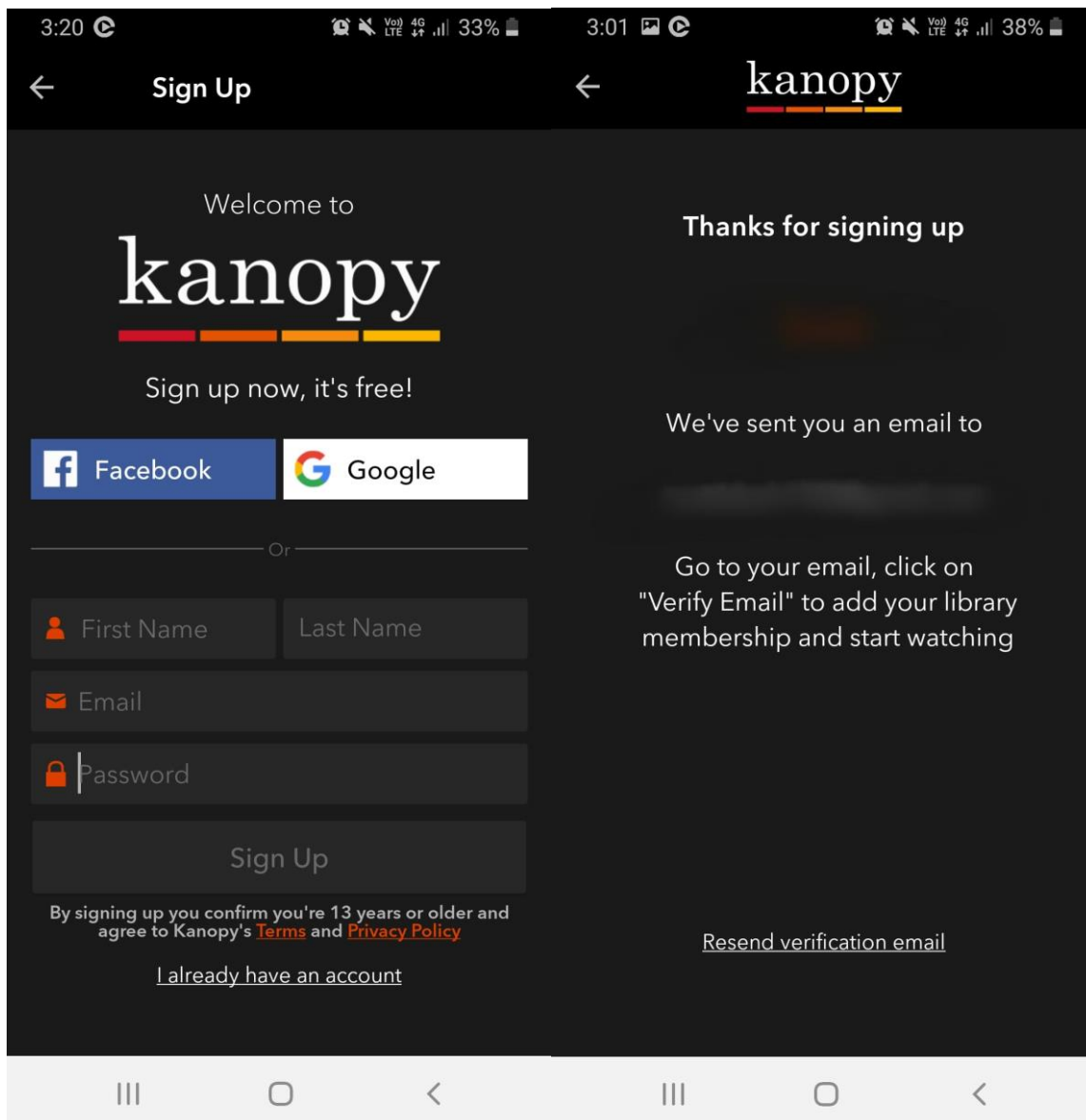
### Mobile device/ tablet

Search for Kanopy in the App Store/ Google Play on your device. Click on “Install” to download the app to your device. Once the app has downloaded, you can open it by clicking on the Kanopy icon.

Swipe right until you reach the screen with the orange “Sign Up” button. If you have already created an account, click “Log In”. If you haven't made an account yet, click “Sign Up”.



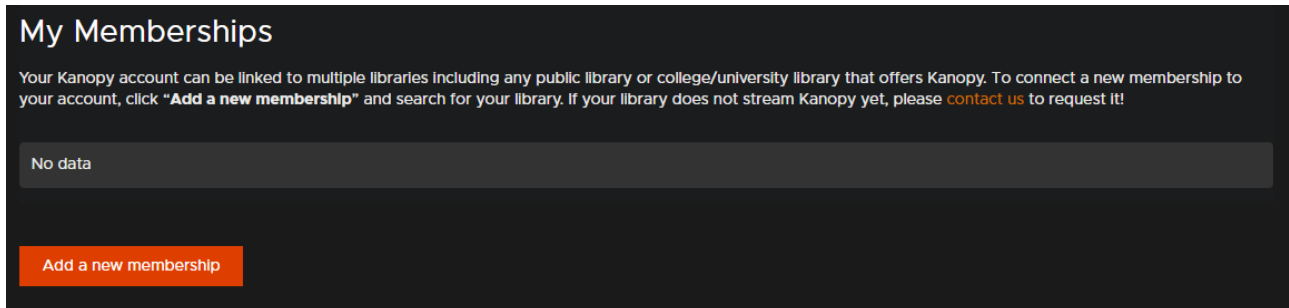




Complete the registration form by connecting to your Google or Facebook account, or by entering in your name, email address, and a password of your choice. Click the orange "Sign up" button to continue.

Verify your email address by opening your email account, opening the email from Kanopy, and clicking the orange "Verify Email" button.

Click the orange “Add a new membership” button.



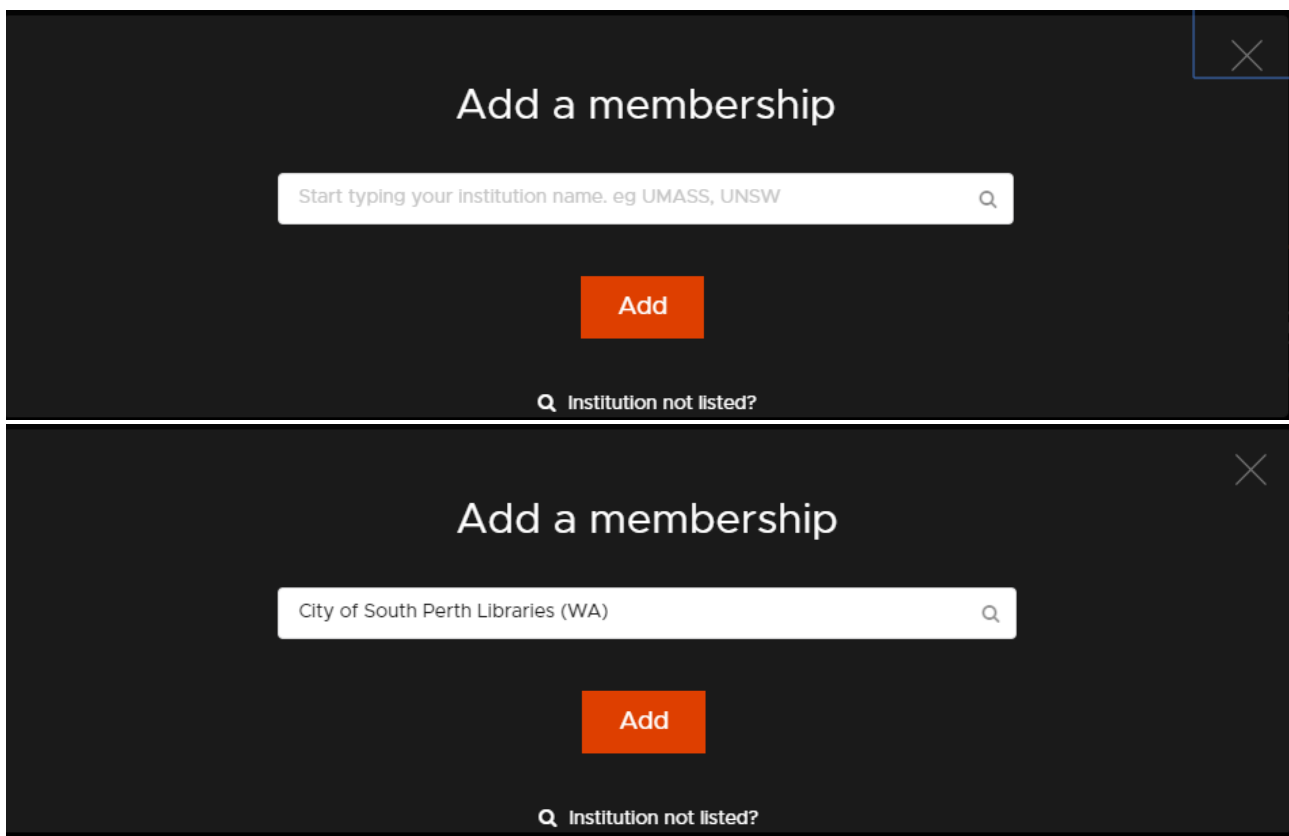
### My Memberships

Your Kanopy account can be linked to multiple libraries including any public library or college/university library that offers Kanopy. To connect a new membership to your account, click “Add a new membership” and search for your library. If your library does not stream Kanopy yet, please [contact us](#) to request it!

No data

Add a new membership

Type in “City of South Perth Libraries (WA)” and click the orange “Add” button.



### Add a membership

Start typing your institution name. eg UMASS, UNSW

Add

Institution not listed?

### Add a membership

City of South Perth Libraries (WA)

Add

Institution not listed?

Type in your library barcode and click the orange “Continue” button.

[Need Help?](#)

## Add Your Library Card

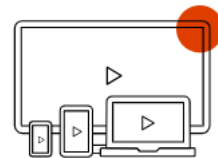
LIBRARY CARD NUMBER:

CONTINUE

[Need a card? Apply with your library here](#)

## Welcome to Kanopy!

Click the orange “Watch Now” button to continue to the Kanopy homepage.



### How it works

Watch up to 4 films per month.

Unlimited Plays on Kanopy Kids and The Great Courses.

Watch Now

[Questions? Visit our Help Page](#)

Please contact library staff if you have questions or require help using Kanopy. Our contact details and opening hours can be found on our website

(<https://southperth.wa.gov.au/community/libraries/about-our-libraries/contact-us>)